



# governmentattic.org

*"Rummaging in the government's attic"*

Description of document: Department of the Navy Naval Criminal Investigative Service (NCIS) Annual Crime Report 2014

Requested date: 07-February-2016

Released date: 09-February-2016

Posted date: 01-August-2016

Source of document: Freedom of Information Act Request  
Naval Criminal Investigative Service  
ATTN: 00LJF FOIA  
27130 Telegraph Road  
Quantico, VA 22134-2253  
Fax: (571) 305-9867  
E-mail: [ncis\\_foia@ncis.navy.mil](mailto:ncis_foia@ncis.navy.mil)

The governmentattic.org web site ("the site") is noncommercial and free to the public. The site and materials made available on the site, such as this file, are for reference only. The governmentattic.org web site and its principals have made every effort to make this information as complete and as accurate as possible, however, there may be mistakes and omissions, both typographical and in content. The governmentattic.org web site and its principals shall have neither liability nor responsibility to any person or entity with respect to any loss or damage caused, or alleged to have been caused, directly or indirectly, by the information provided on the governmentattic.org web site or in this file. The public records published on the site were obtained from government agencies using proper legal channels. Each document is identified as to the source. Any concerns about the contents of the site should be directed to the agency originating the document in question. GovernmentAttic.org is not responsible for the contents of documents published on the website.



DEPARTMENT OF THE NAVY  
HEADQUARTERS  
NAVAL CRIMINAL INVESTIGATIVE SERVICE  
27130 TELEGRAPH ROAD  
QUANTICO VA 22134-2253

5720 2016-003314  
SER00LJF/16U0355

FEB 09 2016

This responds to your February 7, 2016 Freedom of Information Act request seeking "a copy of the most recent NCIS Annual Report provided to SecNav or DoD or other leadership." We received your request on February 7, 2016.

After coordination with our Naval Criminal Investigative Service (NCIS) Criminal Investigations Directorate it was determined that the NCIS 2014 Annual Crime Report is responsive to your request.

That report is provided to you, in total, under the provisions of the Freedom of Information Act 5 U.S.C. § 552, enclosure (1) pertains.

There are no accessible fees associated with the processing of your request. If you have any questions regarding this matter, please contact our office at (571) 305-9092 or via email at [ncis\\_foia@ncis.navy.mil](mailto:ncis_foia@ncis.navy.mil).

Sincerely,

A handwritten signature in black ink, appearing to read "K. Richman", is positioned above the typed name.

KAREN RICHMAN  
CDR(S), JAGC, USN

Encl:  
(1) CD

Department of Navy

# ANNUAL CRIME REPORT

2014



# DEPARTMENT OF THE NAVY ANNUAL CRIME REPORT 2014

Printed Annually  
Naval Criminal Investigative Service  
Department of the Navy  
Marine Corps Base Quantico, VA



---

**Copies available from:**  
**Naval Criminal Investigative Service**  
**Criminal Data Analysis Division**  
**Marine Corps Base Quantico, VA 22134**



# FOREWORD

Reducing crime continues to be a top priority of the Department of the Navy (DON) and the Naval Criminal Investigative Service (NCIS). In order to provide DON senior leadership insight into the crime reported within the DON, this year's Annual Crime Report (ACR) presents a snapshot of six major investigative areas that impact DON assets worldwide. This offense-based report is modeled after the Department of Justice - Federal Bureau of Investigation's annual publication of Crime in the United States. Although differing demographics preclude an exact replica of that report, the DON ACR provides a general overview of crime within DON populations using similar offense parameters.

This is the eleventh DON ACR produced by the NCIS Criminal Data Analysis Division under the guidance of the Criminal Investigations Directorate. As with the previous editions, the CY 2014 DON ACR is developed from data extracted from the Consolidated Law Enforcement Operations Center (CLEOC), the repository for DON Law enforcement investigative information. The ACR is divided into three major sections. It is recommended the DON section is read first as it highlights the overall DON offenses in the six investigative areas. Subsequent sections focus on the U.S. Navy (USN) and U.S. Marine Corps (USMC) separately, providing comparisons between Commander, Naval Installation Command regions and Marine Corps regions, respectively. This year's publication also includes highlights of outcomes to several criminal investigations impacting the USN and USMC during CY 2014.

As law enforcement reporting within the DON continues to evolve, refinement of the methods for data collection, analysis, and presentation will enhance NCIS's ability to carry out the critical assignment of compiling and analyzing pertinent crime statistics.



J. A. Hogan  
Executive Assistant Director for  
Criminal Investigations & Operations

# TABLE OF CONTENTS

EXECUTIVE SUMMARY .....	1
<i>Crime Volume</i> .....	1
METHODOLOGY .....	2
DEATH .....	3
ADULT SEX CRIME .....	4
CHILD SEXUAL ABUSE .....	5
NARCOTICS.....	6
PROCUREMENT FRAUD .....	7
PROPERTY .....	9
<b>UNITED STATES NAVY .....</b>	<b>11</b>
DEATH .....	12
<i>Homicide</i> .....	12
<i>Suicide</i> .....	13
<i>Accidental Death</i> .....	14
ADULT SEX CRIME .....	17
CHILD SEXUAL ABUSE .....	22
<i>Contact Sexual Abuse</i> .....	22
<i>Child Pornography</i> .....	24
<i>Internet Contact</i> .....	24
NARCOTICS.....	26
<i>Use/Possession</i> .....	27
<i>Distribution</i> .....	27
PROCUREMENT FRAUD .....	30
PROPERTY .....	33
USN INVESTIGATIVE HIGHLIGHTS.....	37
<i>General Crimes</i> .....	37
<i>Procurement Fraud</i> .....	38
<i>General Fraud</i> .....	38
<b>UNITED STATES MARINE CORPS .....</b>	<b>41</b>
DEATH .....	42
<i>Homicide</i> .....	42
<i>Suicide</i> .....	43
<i>Accidental Death</i> .....	44
ADULT SEX CRIME .....	46

CHILD SEXUAL ABUSE .....	51
<i>Contact Sexual Abuse</i> .....	51
<i>Child Pornography</i> .....	52
<i>Internet Contact</i> .....	53
NARCOTICS.....	55
<i>Use/Possession</i> .....	56
<i>Distribution</i> .....	56
PROCUREMENT FRAUD .....	58
PROPERTY .....	59
USMC INVESTIGATIVE HIGHLIGHTS.....	62
<i>General Crimes</i> .....	62
<i>General Fraud</i> .....	62

UNCLASSIFIED



**DEPARTMENT OF THE NAVY**

UNCLASSIFIED



**EXECUTIVE SUMMARY**

The Naval Criminal Investigative Service (NCIS) continues to proactively and aggressively confront criminal threats to the Department of the Navy (DON). The *Annual Crime Report (ACR)* examines criminal threats to the Department and enables DON law enforcement entities to focus crime reduction strategies consistent with the most salient threats to DON. This ACR looks at six offense categories: Death, Adult Sexual Assault, Child Sexual Abuse, Narcotics, Procurement Fraud, and Property Crime.

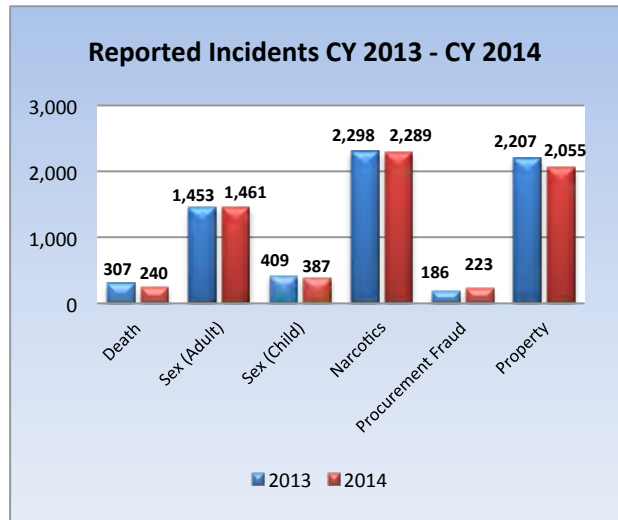
**Key Findings**

- The overall number of criminal offenses reported in the DON decreased 3 percent from CY 2013 to CY 2014. Increases were noted in Procurement Fraud and Adult Sexual Assault, while reported incidents of Death, Child Sexual Abuse, Narcotics and Property Crime decreased.
- Deaths reported in CY 2014 decreased from the number reported in CY 2013, with the reported homicide deaths showing the greatest decrease (51%)<sup>1</sup> followed by accidental deaths (38%).
- Adult Sexual Assault reporting within the DON increased a half percent from CY 2013 to CY 2014; incidents involving *Rape* had the largest increase in reporting.
- Incidents of Child Sexual Abuse involving a contact offense decreased by 12 percent from CY 2013 to CY 2014, while incidents involving a non-contact Child Sexual Abuse offense increased by 6 percent.

- The most prevalent drug of choice in both Distribution offenses and Use/Possession offenses was Marijuana in CY 2014; no change from CY 2013.
- Procurement fraud offenses increased 20 percent from CY 2013 to CY 2014.
- Property crime made up approximately 31 percent of the DON offenses reported. From CY 2013 to CY 2014, retail merchandise and military gear continue to be the items most commonly reported stolen.

**Crime Volume**

In CY 2014, a total of 6,655 incidents were reported for the following six investigative areas, as depicted in the graph below. Narcotics and property crime incidents accounted for 65 percent of the total number reported within the DON. Below is a snapshot depicting a two-year comparison of reported incidents within the DON.



<sup>1</sup> In CY 2013, the Washington Navy Yard shootings increased the number of homicides reported in the DON.

<sup>2</sup> USN law enforcement reporting into CLEOC is not all inclusive

## METHODOLOGY

This ACR provides an overview of DON criminal offenses reported from January 1, 2014 through December 31, 2014. Six major offense categories are examined: death, adult sex crime, child sexual abuse, narcotics crime, procurement fraud, and property crime. Specific crimes within each area are also examined, with the findings reported in detail. The ACR addresses these six offense categories because of their potential to impact the quality of life, operational readiness, and war fighting capabilities of the DON, even though other offenses are also investigated by DON law enforcement.

Navy Security Forces, Marine Corps Provost Marshal's Office, Marine Corps Criminal Investigative Division, and the Naval Criminal Investigative Service (NCIS) are the reporting and investigative entities within the DON. On January 1, 2004, all DON investigative entities began submitting data into the Consolidated Law Enforcement Operations Center (CLEOC). This system serves as the central repository for criminal offense data for the entire DON. Data is entered into CLEOC by DON law enforcement entities located within the continental U.S. (CONUS) and outside the continental U.S. (OCONUS). For the purposes of this report, each reporting office is assigned to a specific Commander, Navy Installation Command region or Marine Corps region, respectively. It is important to note the information in this report may not be all inclusive due to IT infrastructure challenges and other issues which may impede and/or prevent some DON law enforcement entities from contributing to CLEOC.<sup>2</sup>

Due to limitations in data collection and reporting, several factors should be considered when using CLEOC data. For instance, offense information may be missing or incomplete at

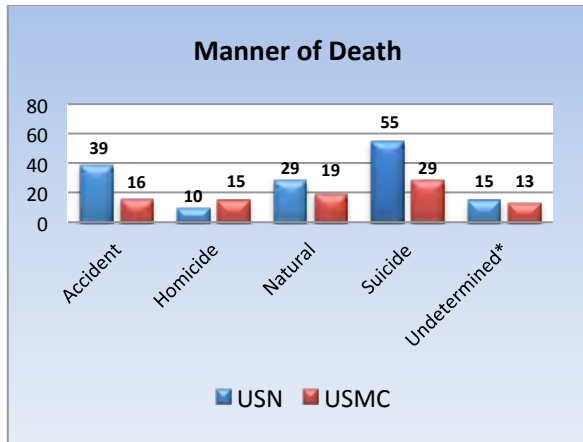
the time of this report or may remain unknown despite vigorous investigative efforts. Also, information may be undisclosed due to a number of reasons, including but not limited to: victim participation, limited assistance with local law enforcement agencies, and state laws that prevent disclosure of certain information. The following sections further delve into the six investigative areas by highlighting the entire DON, followed by the offenses specific to the Navy, and finally the offenses specific to the Marine Corps.

---

<sup>2</sup> USN law enforcement reporting into CLEOC is not all inclusive and may not represent the total number of offenses occurring within the USN branch of the DON.

**DEATH**

In CY 2014, 240 deaths were reported in the DON; a 22 percent decrease from CY 2013. Included in this number are varying combinations of subjects and victims who are active duty military, activated reservists, and civilians with a DON nexus. Below is a breakdown of the different manners of death within the DON.



\* Cases pending Medical Examiner's determination

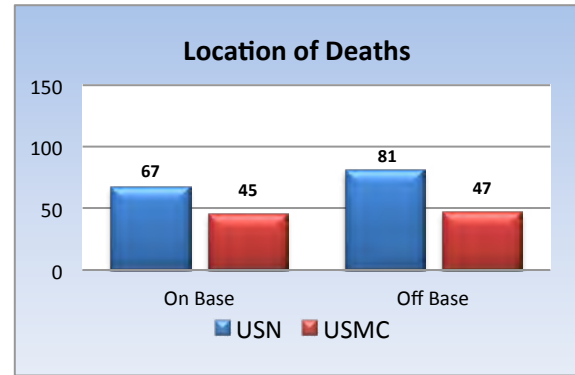
- The USN incidence for homicide deaths was less than in the USMC; conversely, the incidence for suicides and accidental deaths were higher in the USN than in the USMC.
- Of the 55 accidental deaths, 26 were caused primarily by motorized conveyance.
- Domestic-related<sup>3</sup> deaths made up 15 percent of overall death incidents within the DON; 28 percent of the homicides and 36 percent of the suicides were domestic-related deaths in the DON.
- The USN had 1 case involving murder-suicide.

**Location**

- There were 3 incidents of suicide and 1 incident of homicide (Green on Blue) reported in a Forward Deployed region.

<sup>3</sup> Includes homicide deaths where the victim was related to the suspect, as well as suicide deaths in which the evidence revealed the victim's death was due to domestic-related issues.

- 84 percent of total DON homicides were committed off base; 48 percent of these involved DON subjects and Civilian victims.
- Location of suicides varied between the USMC and the USN, with the USN having a higher rate of on-base occurrences.



The table below represents the causes of death for victims who were active duty military, as well as civilians/military dependents.

**Cause of Death**

Homicide			
	USMC	USN	DON
Gunshot	7	6	13
Blunt Force	2	3	5
Stabbing	1	0	1
Drowning	2	0	2
Dehydration	1	0	1
Unknown	2	1	3
Suicide			
Gunshot	18	31	49
Asphyxiation	9	16	25
Drowning	0	1	1
Drug	0	1	1
Blunt Force	0	4	4
Unknown	2	2	4
Accidental			
Blunt Force	11	21	32
Drowning	2	8	10
Drug	2	8	10
Other	1	2	3

Eight deaths were related directly to drugs in the USN, while 2 reported deaths were drug-related in the USMC. Heroin was responsible for 5 deaths in 2013 and 5 deaths 2014.

**ADULT SEX CRIME**

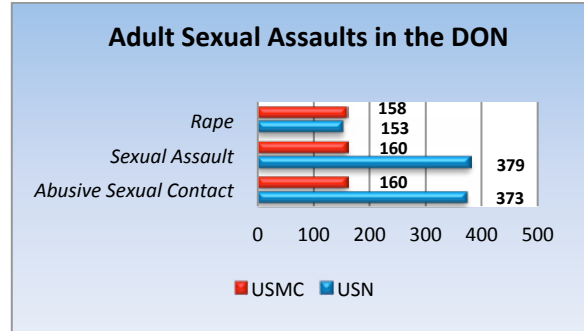
In CY 2014, 1,461 unrestricted adult sexual assault offenses were reported in the DON. Included in this number are subjects and victims who are active duty military, activated reservists, and civilians with a DON nexus. Below is a quick reference of the UCMJ Article 120 offenses described in this section.

A Sexual Act or Sexual Contact with the intent to abuse, humiliate, harass, or degrade any person or to arouse or gratify the sexual desire of any person

- Sexual Act** – Penetration of the vagina, anus, or mouth by the penis or any body part or any object
- **Rape** - Use of force to restrain or compel submission, or cause or threaten grievous bodily harm, or drug or otherwise render unconscious
  - **Sexual Assault** - Use of fraud, fear, or the victim’s inability to consent due to sleep, intoxication, or physical/mental defect

- Sexual Contact** – Touching or causing another to touch the genitalia, anus, groin, breast, inner thigh, buttocks, or any other body part
- **Aggravated Sexual Contact** - Use of force to restrain or compel submission, or cause or threaten grievous bodily harm, or drug or otherwise render unconscious
  - **Abusive Sexual Contact** - Use of fraud, fear, or the victim’s incapability to consent due to sleep, intoxication, or physical/mental defect

The USN employs more personnel compared to the USMC. It is expected that the USN would therefore have more criminal incidents. The amount of *Sexual Assault* and *Abusive Sexual Contact* incidents, represented in the following graph, illustrates this expected trend with the USN having more incidents than the USMC. However, the number of incidents of *Rape* and *Aggravated Sexual Contact* reflect only a marginal difference between USN and USMC incidents based on the relative population of each service.



The most reported types of Adult Sexual Assault were *Rape*, *Sexual Assault*, and *Abusive Sexual Contact*, accounting for 95 percent of all DON Adult Sexual Assault crime. Aggravated Sexual Contact, Attempts, Wrongful Sexual Contact, Sodomy, and Indecent Assault comprised the remaining 5 percent of the reported offenses.

**Relationship & Adult Sexual Assault Trends**

The USN offenses show that friends/acquaintances are a primary relationship group involved across all offense types. The USMC offenses show that *Rape* and *Sexual Assault* primarily involve friends/acquaintances, while *Abusive Sexual Contact* is reported more by co-workers.

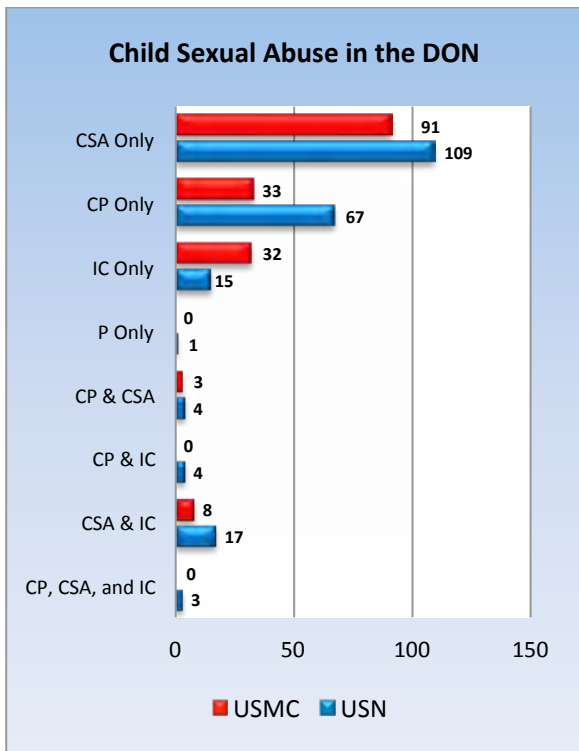
	<i>Rape</i>	<i>Sexual Assault</i>	<i>Agg. Sexual Contact</i>	<i>Abusive Sexual Contact</i>
<b>USN</b>				
Friend/Acquaintance	37 (24%)	187 (49%)	11 (48%)	134 (36%)
Co-Worker	5 (3%)	29 (8%)	8 (35%)	142 (38%)
Spouse	41 (27%)	13 (3%)	1 (4%)	2 (5%)
Stranger	22 (14%)	29 (8%)	1 (4%)	30 (8%)
Undisclosed	37 (24%)	81 (21%)	0	37 (10%)
<b>USMC</b>				
Friend/Acquaintance	50 (32%)	48 (30%)	4 (13%)	30 (19%)
Co-Worker	23 (15%)	49 (31%)	16 (63%)	80 (50%)
Spouse	32 (20%)	18 (11%)	3 (10%)	0
Stranger	20 (13%)	7 (4%)	3 (11%)	20 (13%)
Undisclosed	20 (13%)	31 (19%)	1 (3%)	21 (13%)

<sup>4</sup> Less frequently reported relationship types not depicted in the chart above include, but are not limited to: family member, neighbor, caregiver, roommate, etc.



**CHILD SEXUAL ABUSE**

IN CY 2014, 387 incidents of Child Sexual Abuse<sup>5</sup> were reported in the DON. Included in this number were varying combinations of subjects and victims who were active duty military, activated reservists, and civilians with a DON nexus. Incidents of contact sexual abuse (CSA), child pornography (CP), internet contact (IC), and child prostitution (P) comprise the overall category of Child Sexual Abuse.



Although the USN experienced a higher number of incidents, the frequency for both the USN and USMC are comparable due to the size of each service. For example, the total number of offenses involving only contact related sexual abuse for the USMC is lower than that of the USN, but the incident rate is nearly identical due to the number of offenses relative to their respective populations. The USN incident rate for cases involving only child pornography was higher than the USMC and the incident rate for

internet contact crimes was higher for the USMC.

**Relationship & Proximity**

- Within the USMC, 102 cases involved a contact offense; 133 cases involved a contact offense within the USN.
- The victim knew the subject prior to the offense in a slightly higher percentage of USMC cases than in USN cases.
- More victims lived with subjects in USN cases than in USMC cases.

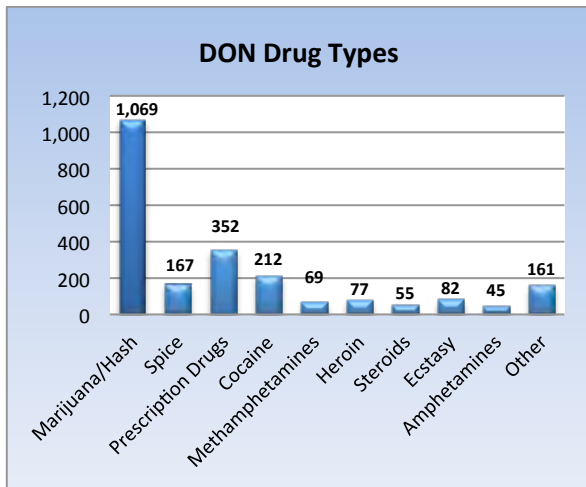
	USMC	USN
Number of Cases involving contact offenses	102	133
<b>Relationship</b>		
Subject previously known to Victim (may or may not have resided together at the time of the incident)	78 (76%)	84 (63%)
<b>Proximity</b>		
Victim and Subject Reside in Same Residence	24 (24%)	49 (37%)

<sup>5</sup> Total incident counts are based on victim count.

**NARCOTICS**

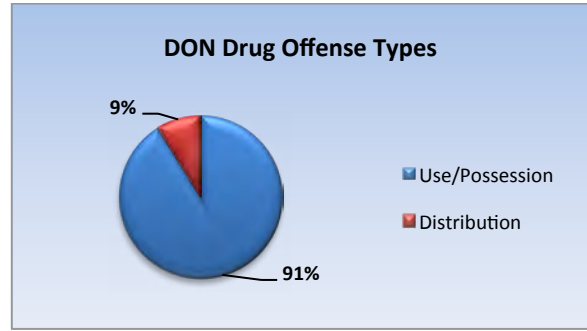
In CY 2014, 2,011 subjects were involved in 2,289 narcotics offenses reported in the DON. The subjects involved in these offenses represent DON active duty and reserve personnel, dependents, and civilians with a DON nexus. Narcotics subjects were involved in the use, possession and/or distribution of illegal narcotics aboard military facilities and/or at off-base locations.

The following graph depicts the overall numbers and associated drug types for the combined Use/Possession and Distribution categories. It is important to note that more than one drug type may have been used, possessed and/or distributed by a single subject.



Compared to CY 2013, the number of offenses involving Spice, Methamphetamines and Steroids dropped while offenses involving Marijuana, Prescription Drugs, Cocaine, Heroin, Ecstasy and Amphetamines increased in CY 2014.<sup>6</sup>

As illustrated in the following graph, the majority of drug related subjects were involved in Use and/or Possession. This category included 1,834 of the overall 2,011 subjects.



- The most prevalent drug in both Use/Possession offenses and Distribution offenses was Marijuana for CY 2014.
  - In 126 instances subjects allegedly abused multiple drug types.
  - In 18 instances subjects distributed more than one drug type.
  - The typical distributor preferred to conduct transactions in the perceived security of their barracks or residence.

The following table breaks down the narcotics offenses by drug type and affected service branch for CY 2013 and CY 2014. Based on the population of the USN and USMC, it would appear that the USMC experienced a higher frequency of narcotics-related incidents than the USN.<sup>7</sup>

Drug Type	USN/USMC Subjects			
	2013		2014	
	USN	USMC	USN	USMC
Spice	217	338	79	88
Marijuana/Hash	454	604	380	689
Prescription Drugs	118	176	108	244
Cocaine	84	93	92	120
Ecstasy	18	33	20	62
Methamphetamines	63	49	33	36
Steroids	21	46	12	43
Heroin	32	36	36	41
Amphetamines	10	17	16	29
Other	19	28	50	111

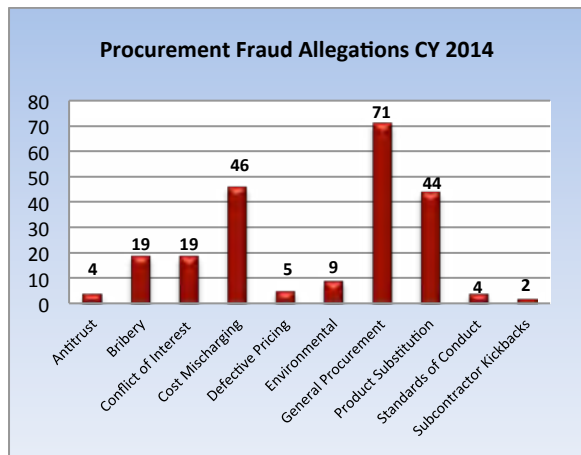
<sup>6</sup> The 'Other' category includes LSD, PCP, Peyote, Mushrooms, Salvia Divinorum and other synthetic or over-the-counter drugs

<sup>7</sup> Data in this table is not all inclusive of USN-related reports; USN law enforcement does not fully utilize CLEOC reporting

**PROCUREMENT FRAUD**

Procurement fraud involves criminal activity related to the acquisition process, the award and execution of contracts, and quality of the products received. Procurement fraud includes cost mischarging, product substitution, antitrust, subcontractor kickbacks, defective pricing, bribery, conflict of interest, and environmental crimes.

In CY 2014, 223 procurement fraud allegations were reported in the DON; a 20 percent increase from CY 2013. Procurement fraud has a significant impact on DON resources and operational capability. The following graph provides a closer look at procurement fraud trends within the DON in CY 2014.

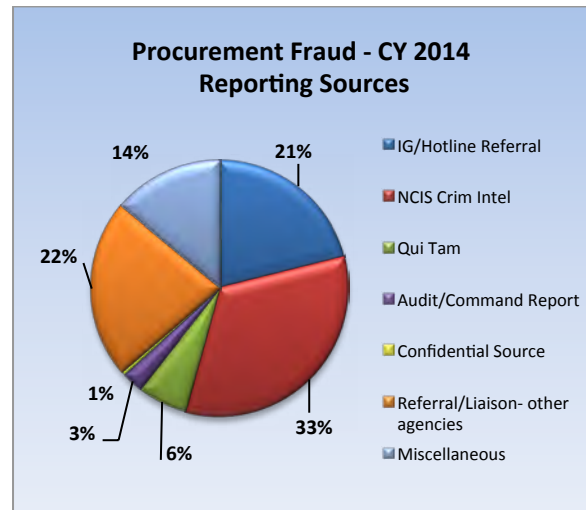


The allegations of procurement fraud most commonly reported in CY 2014 were general procurement, cost mischarging, and product substitution.

- General procurement, cost mischarging and product substitution comprised 74 percent of the total procurement fraud allegations.
- 91 percent of these allegations affected the USN while the other 9 percent affected the USMC.

- Individuals identified in procurement fraud allegations were primarily civilian or government employees ranging in age from 41-60 years old.
- Commercial vendors or their employees comprised approximately 46 percent of subjects in procurement fraud cases.

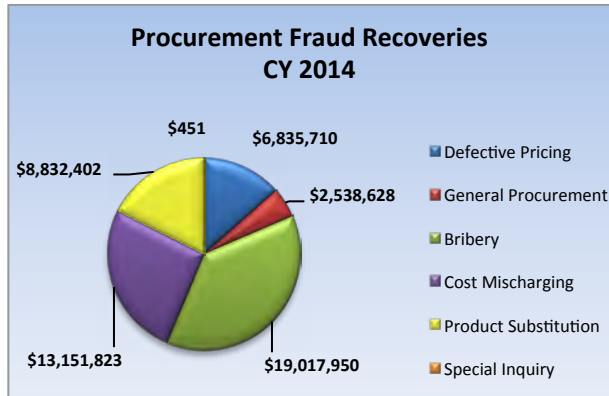
A review of reporting sources indicated that investigations into allegations of procurement fraud were most frequently initiated from NCIS Criminal Intelligence Reports, Inspector General (IG)/Hotline Referrals, or referral or liaison with other agencies.



- The majority of bribery allegations were initiated from information developed by NCIS gathered criminal intelligence or from other NCIS investigations.
- Conflict of interest allegations were predominately initiated from Inspector General (IG)/Hotline referrals, as well as NCIS criminal intelligence.
- Product substitution allegations were primarily initiated from IG/Hotline referrals, referral/liaison with other agencies and NCIS criminal intelligence.

Procurement fraud recovery amounts, typically comprised of funds collected through civil settlements, court ordered restitutions and forfeitures, yielded a total of \$50,376,964 in CY 2014.

The following pie chart provides a breakdown, by case category, of all procurement fraud recoveries in CY 2014.



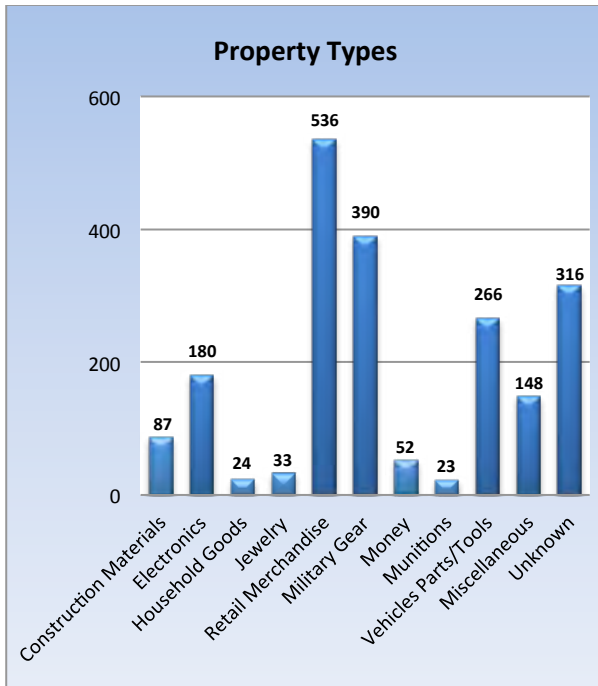
- The majority of court-ordered procurement fraud recoveries were obtained through the criminal and civil prosecution of bribery and cost mischarging cases.
  - Nearly all of the \$19,017,950 recovered from bribery cases prosecuted during CY 2014 was attributed to a single case involving a kickback scheme involving several subjects.
  - 87 percent of the \$13,151,823 recovered from cost mischarging cases prosecuted during CY 2014 was attributed to two cases. Both cases involved unallowable costs charged over a period of time on various contracts and subcontracts.



**PROPERTY**

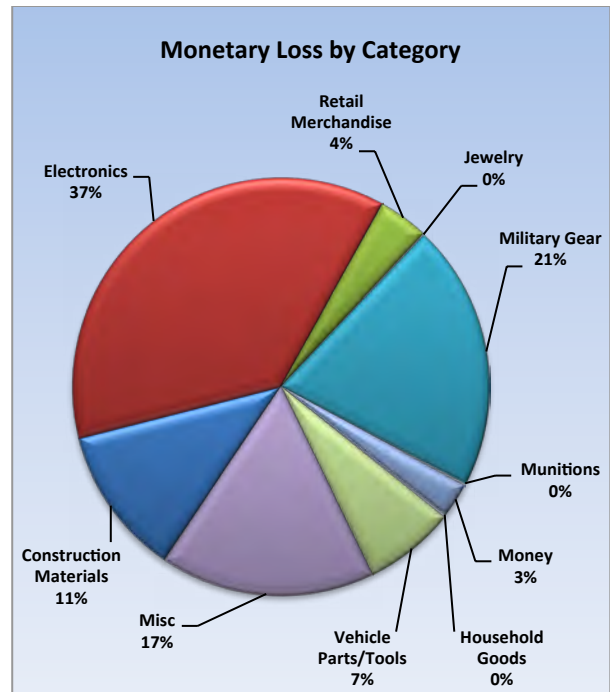
In CY 2014, 2,055 incidents of larceny of government property were reported in the DON. The subjects involved in these offenses included Department of Defense (DoD) active duty and reserve personnel, their dependents, and civilians with and without a DON nexus. For those cases where loss value was reported, the estimated property loss to the U.S. Government was approximately \$14,850,701.

The many property types were grouped into the categories depicted in the following graph. The number of property types in the “Unknown” category is attributed to lack of information inputted by the reporting official.<sup>8</sup>



<sup>8</sup> Primarily attributed to lack of specifics provided by USN and USMC law enforcement reporting within CLEOC

The following chart illustrates the percentage of monetary loss in each category, with the “Unknown” category excluded.<sup>9</sup>



- The most prevalent loss of government property was in the area of Electronics followed by Military Gear and Miscellaneous.
  - The majority of the Electronics that were stolen included computer equipment and audio/visual equipment such as radios, televisions and video cassette recorders.
  - The Military Gear category primarily was comprised of Consolidated Issue Facility (CIF) issued gear.
- Items noted within the Miscellaneous category ranged from bicycles to medical supplies, to clothing, etc.

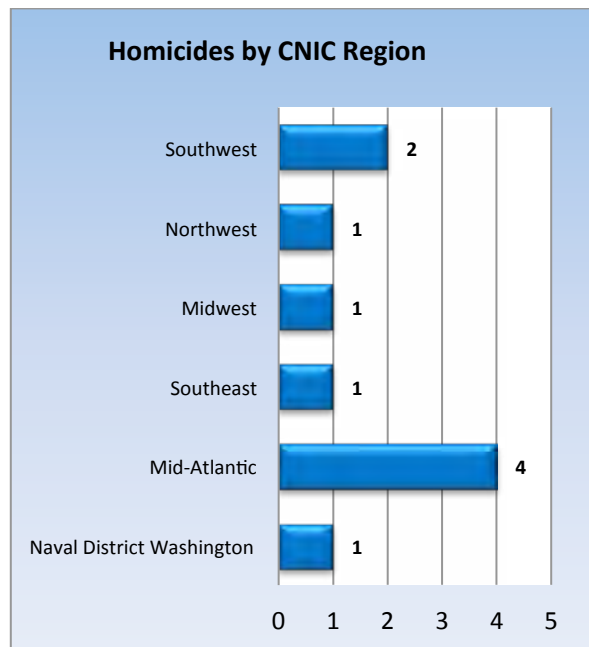
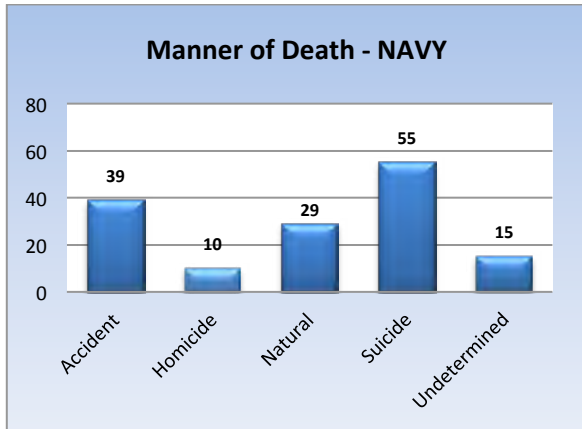
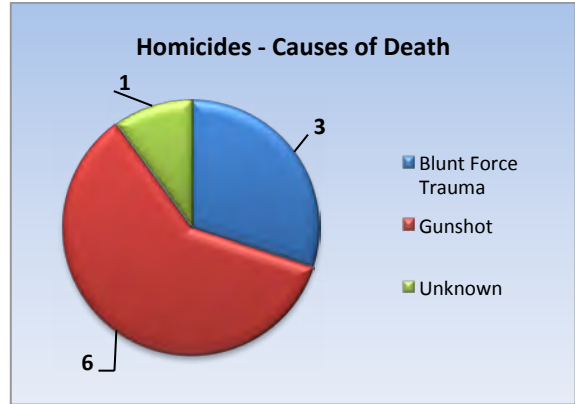
<sup>9</sup> Despite identification of property types within many of the investigations, estimated loss value for the DON is less than actual loss value due to lack of reporting within CLEOC.

UNCLASSIFIED

**UNITED STATES NAVY**

**DEATH**

In CY 2014, a total of 240 deaths<sup>10</sup> were reported by DON Law enforcement agencies worldwide, with 148 of these deaths affecting the USN. As with past reporting years, this total does not include combat-related deaths. Below is a breakdown of all manners of death for CY 2014 for the USN.



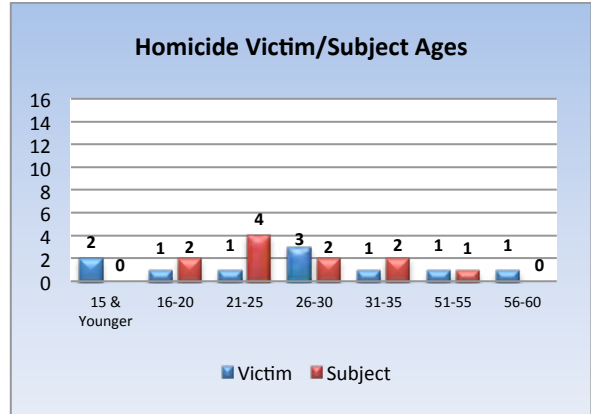
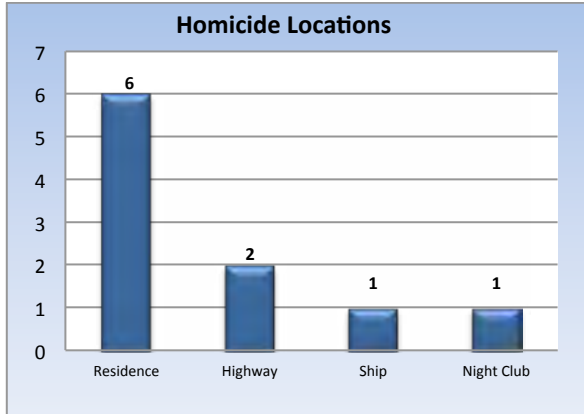
Although all death incidents have a lasting impact on the USN and unit readiness, this section will highlight the homicide, suicide, and accidental deaths reported in CY 2014.

**Homicide**

- 60 percent of incidents involved gunshot wounds, while 30 percent involved blunt force trauma, which reflects no change from CY 2012 and CY 2013.
- 40 percent of the homicide incidents were domestically-related, one of which was a murder-suicide.

- The above graph depicts the 10 homicides for the CNIC regions involving USN homicides.
- The Mid-Atlantic region reported the highest number of homicides, all committed in the Norfolk, VA area.
- No homicides for the USN were reported in the Forward Deployed region.

<sup>10</sup> Deaths are tallied by a victim count vice an investigative case count



- All 6 residence-related homicide incidents occurred at off-base residences.

- 37 percent of homicide subjects were between the ages of 21-25.
- The majority of homicide victims were 30 and younger (70%) while 30 percent were 31 and older.

**Homicide Victim/Subject Characteristics**

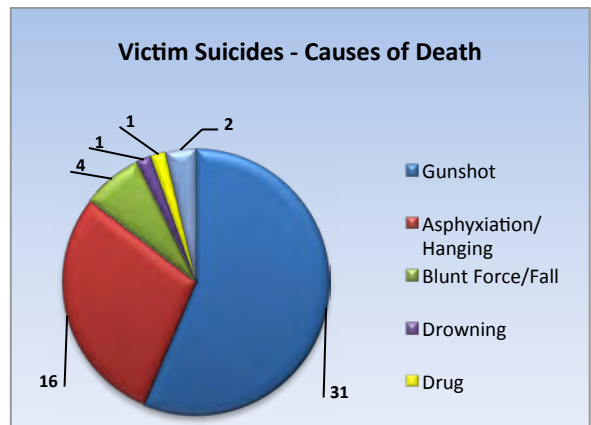
	Victim	Subject <sup>11</sup>
Male	5	10
Female	5	1
Active Duty USN	3	4
DOD Civilian	1	0
Civilian	5	7
Military Dependent	1	0

**Suicide**

Suicide death was the most commonly reported manner of death in CY 2014 with 55 suicides occurring within the USN. This accounted for 36 percent of all deaths within the USN.

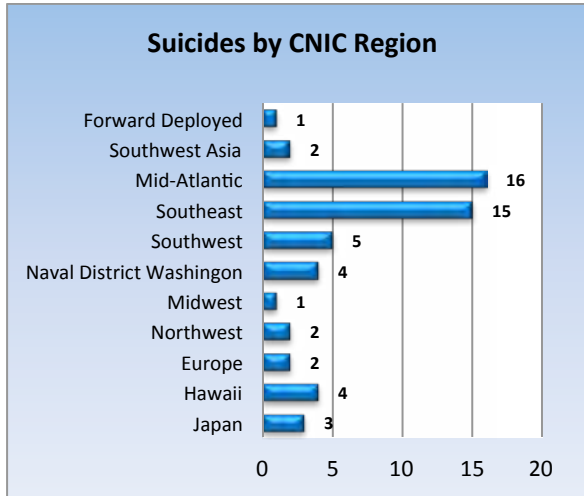
- Of the female victims, 1 was a military dependent, 1 was DOD civilian and 3 were civilian.
- 4 homicides affecting the USN involved domestic-related issues, one of which involved a dependent infant.
- One murder/suicide occurred and involved a USN male victim who was shot by his ex-girlfriend.

- The 2 most common causes of death in suicide incidents were gunshot wounds and asphyxiation/hanging.

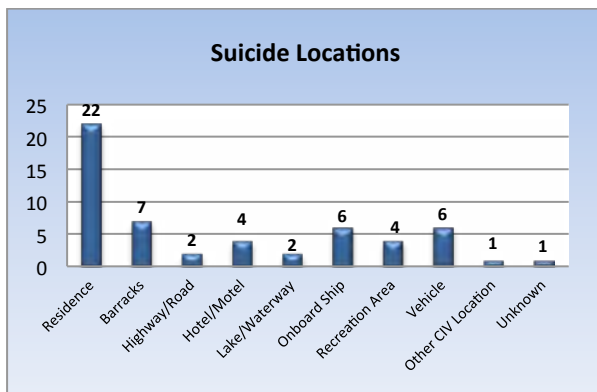


<sup>11</sup> One subject reported in the Homicide section is also counted as a victim in the Suicide section due to involvement in a murder-suicide.

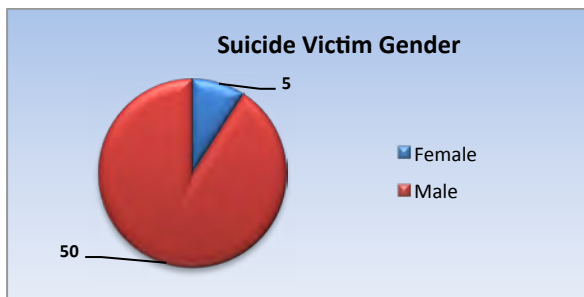




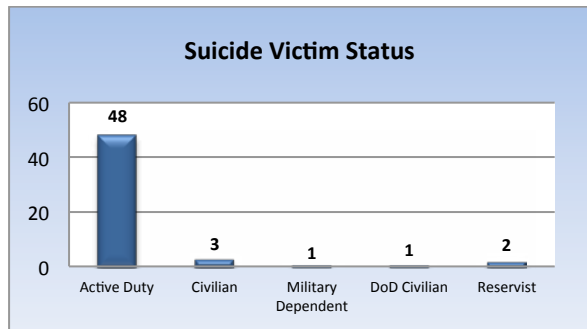
- The Mid-Atlantic region reported the highest number of suicides, followed by the Southeast and Southwest.
- Norfolk and Jacksonville had the most reports of suicide deaths.



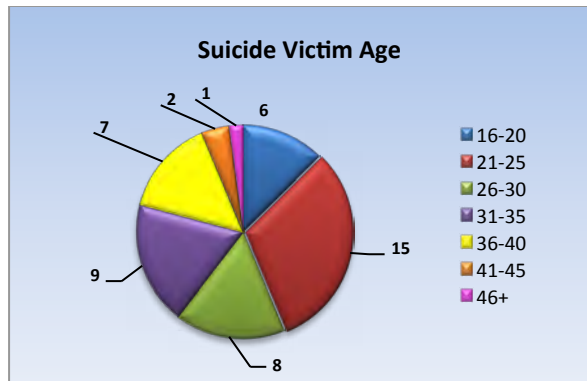
- 67 percent of suicides occurred off base.
- 40 percent of suicides occurred in a residence.



- The specific causes of the 5 female suicide deaths were gunshot wound (2), drowning (1), asphyxiation (1), and drug overdose (1).



- 91 percent of suicide victims were male.
- 87 percent were active duty USN members.
- 19 suicides affecting the USN involved domestic-related issues, the majority of which involved spousal arguments.



- 31 percent of suicide victims were between the ages of 21 and 25 years.

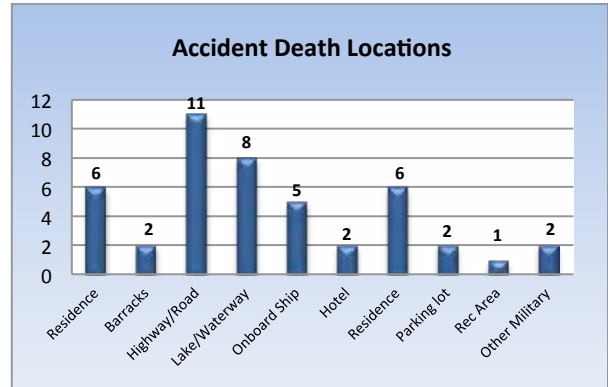
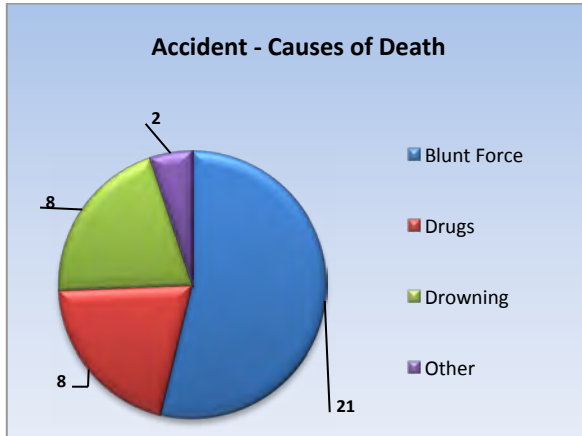
### Accidental Death

Accidental deaths were the second most commonly reported manner of death in CY 2014 with 39 occurring within USN. This accounted for 26 percent of all deaths within the USN.

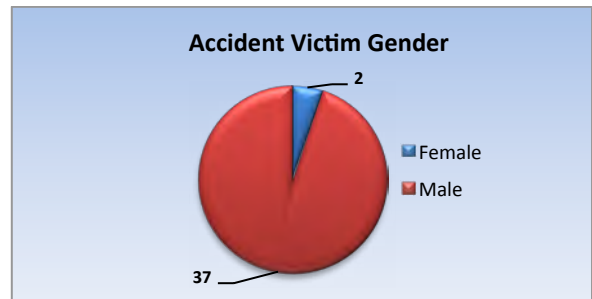
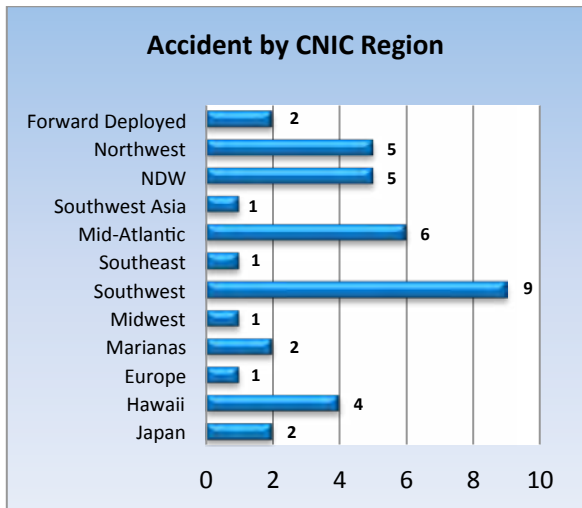
- The 2 most common causes of accidental death were blunt force trauma and drowning.
- Of the 21 blunt force trauma-related deaths, 13 involved vehicles; 10 victims

were active duty members and 3 were civilians.

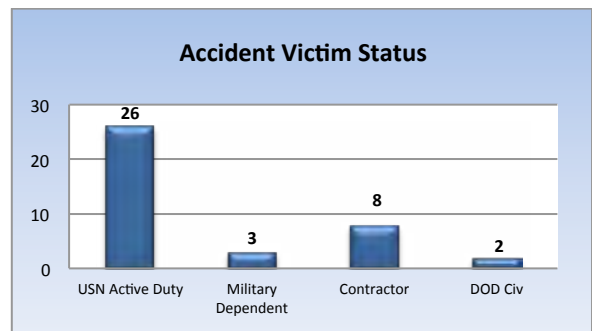
- Of the 39 accidental deaths in the USN, 8 were directly related to drug use.



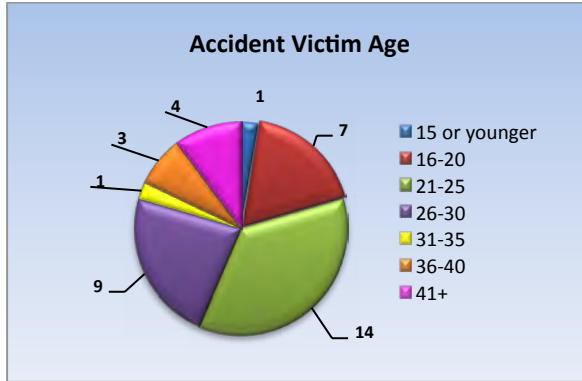
- 69 percent of accidental deaths occurred off base.
- Accidental drowning involved 6 active duty members and 2 civilians.



- The Southwest region reported the highest number of accidental deaths, followed by the Mid-Atlantic.



- 67 percent of victims were active duty USN members.
- 95 percent of the victims were male.



- 36 percent of accidental death victims were between the ages of 21 and 25.

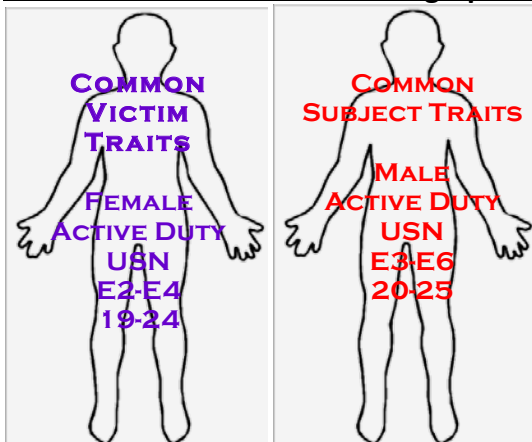
**ADULT SEX CRIME**

In CY 2014, 1,461 adult sexual assault incidents were reported in the DON, with 943<sup>12</sup> of these reports affecting the USN.

**2014 USN Quick Facts**

- 993 Subjects; 992 Victims.
- 47 percent on base and 47 percent off base with the remaining in unknown locations.
- 56 percent involved Sexual Acts (penetration).
- 53 percent were Navy on Navy assaults.
- 6 percent involved Spousal relationships.
- 21 percent reported the incident within 72 hours, down from 29 percent in 2013.
- Mid-Atlantic region had the most incidents (27%).

**USN Adult Sexual Assault Demographics**

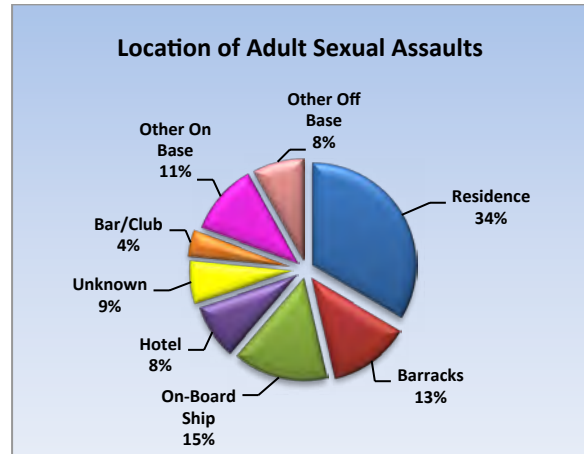


**Frequent Location of Adult Sexual Assaults: Residences, Barracks, Hotels, & Ships**

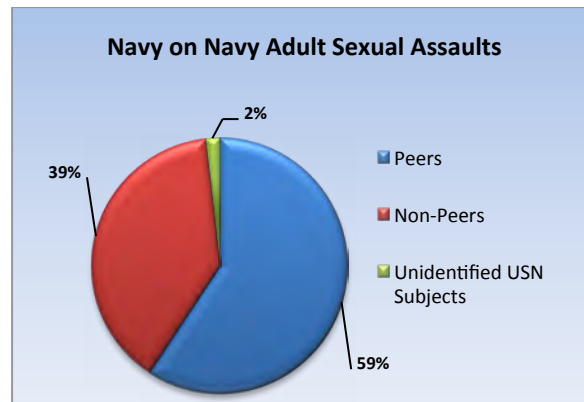
- 70 percent of the total incidents of adult sexual assault occurred in a Residence, the Barracks, a Hotel, or On-Board a Ship.

<sup>12</sup> Included in the total 943 are eight delayed reports of pre-2012 incidents, three reports of pre-2008 incidents, and four reports of attempted assault. These 15 reports were excluded when the offense specifications were itemized.

- Incidents at Residences and Hotels primarily occurred off base.
- Incidents of Sexual Acts were more likely to occur at Residences, Barracks, or Hotels, whereas incidents of Sexual Contact were more likely to occur On-Board Ships.

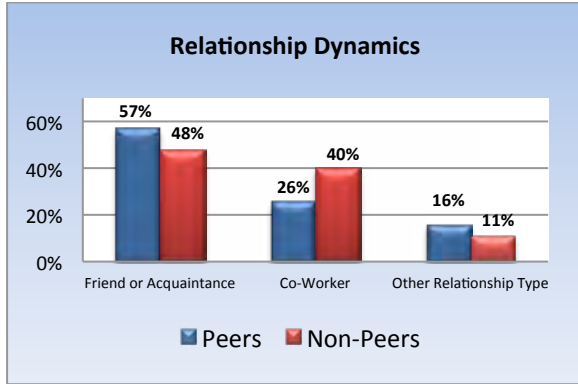


**Navy on Navy Sexual Assault Trends**

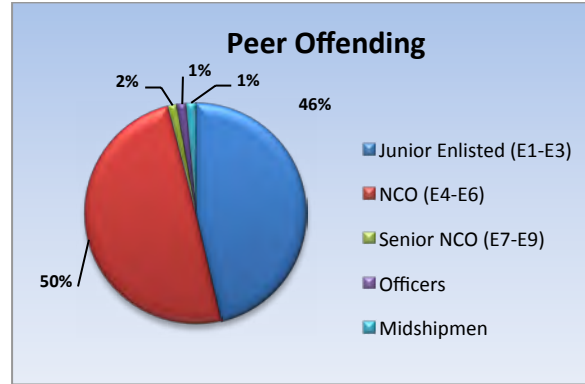


- 59 percent of Navy on Navy adult sexual assaults occurred among peers.<sup>13</sup>
- 39 percent of Navy on Navy adult sexual assaults occurred among non-peers.

<sup>13</sup> Peer groups were established as Junior Enlisted (E1-E3), Non-Commissioned Officers (E4-E6), Senior Non-Commissioned Officers (E7-E9), Midshipmen, and Officers



- The peer and non-peer groups both show friends/acquaintances as the most reported relationship; however, the non-peer group reported almost as many co-worker relationships.

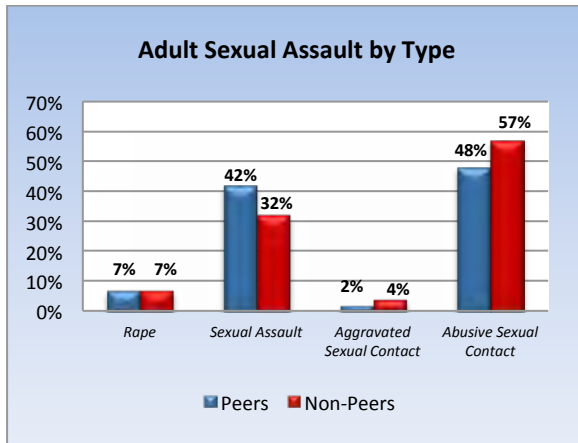


**Junior Enlisted Group**

- 51 percent involved Sexual Acts.
- 61 percent involved a friend or an acquaintance.
- 40 percent involved alcohol use.

**Non-Commissioned Officer (NCO) Group**

- 53 percent involved Sexual Contact.
- 55 percent involved a friend or an acquaintance.
- 50 percent involved alcohol use.



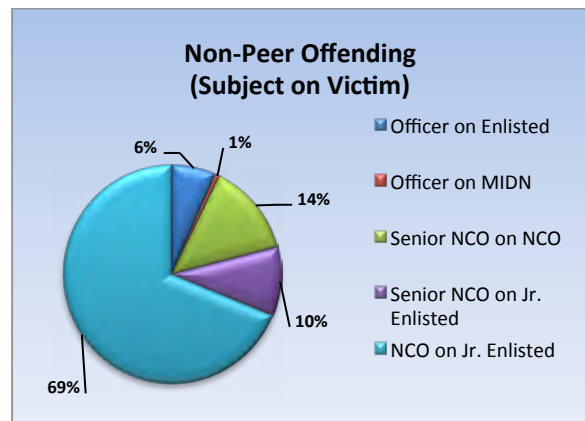
- 61 percent of the non-peer offenses are sexual contact offenses, whereas the peer group offenses were equally split between sexual contact and sexual acts.

**Offending of Peers**

- 93 percent of adult sexual assaults occurred among Sailors E6 and below.

**Offending of Non-Peers**

- 85 percent involved a superior ranking subject offending against a victim in a lower peer group.



**Non-Commissioned Officer (NCO) Subjects**

- 57 percent involved Sexual Contact.

- 52 percent involved a friend or an acquaintance.
- 37 percent involved co-workers.
- 44 percent involved alcohol use.

**Officer and Senior NCO Subjects**

- 83 percent involved Sexual Contact.
- 63 percent involved co-workers.
- 27 percent involved a friend or an acquaintance.
- 38 percent involved alcohol use.

**Adult Sexual Assault of Spouses**

**Incident Information**

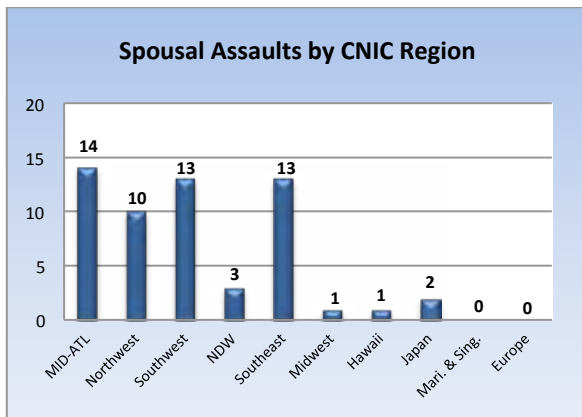
- *Rape* has a higher incidence rate in the Spouse relationship group.
- Spousal-related assaults were more likely to include delayed reporting.
- 86 percent of the reported incidents occurred at a residence.

**Subject Information**

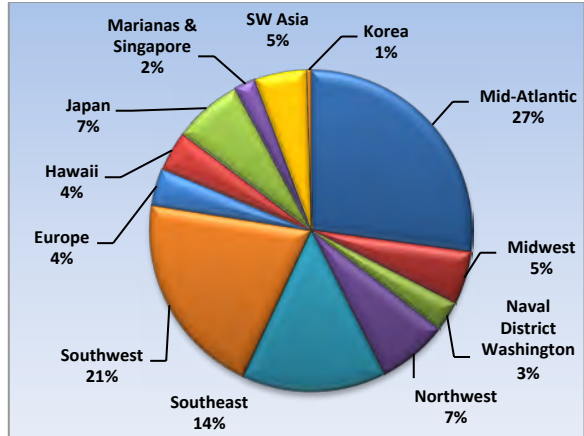
- 95 percent of subjects were male.
- 84 percent were USN Active Duty.
- 56 percent were grade E5 or E6.

**Victim Information**

- 95 percent of victims were female.
- 79 percent were Civilians.

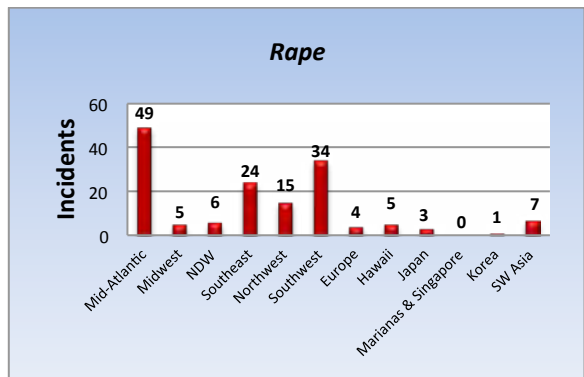


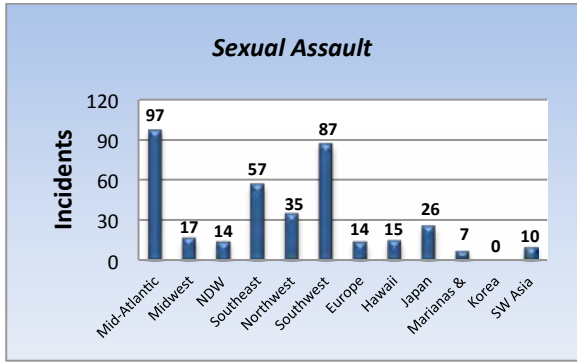
**Commander, Naval Installations Command (CNIC) Region Overview**



The region reporting the highest number of adult sexual assault incidents across all incident types was the Mid-Atlantic region, followed by the Southwest and Southeast regions, respectively. Japan reported the highest number of *Sexual Assault, Aggravated Sexual Contact, and Abusive Sexual Contact* incidents OCONUS, while Southwest Asia reported the highest number of *Rapes* OCONUS.

***Types of Assault by CNIC Region***

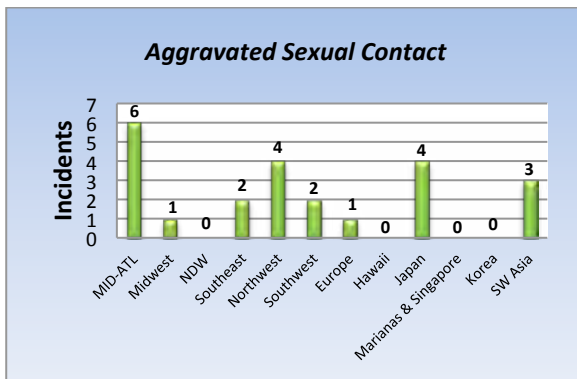




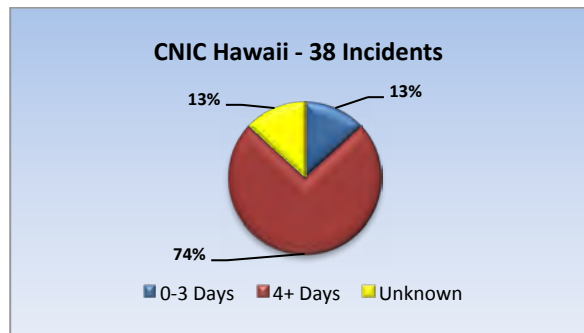
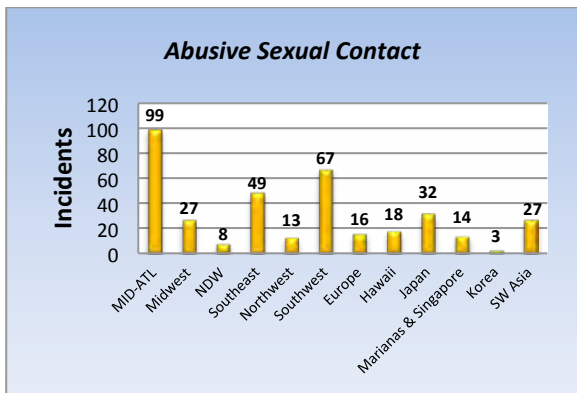
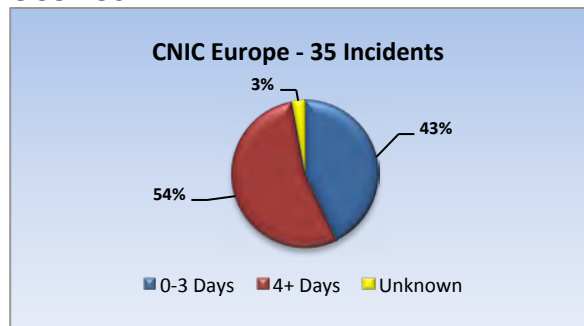
- Incidents of *Rape* and *Sexual Assault* occurred off base more often.
- Incidents of *Aggravated Sexual Contact* and *Abusive Sexual Contact* occurred predominately on base.
- Incidents in the Japan region occurred on base more often across all assault types.

### Delayed Reporting Trends

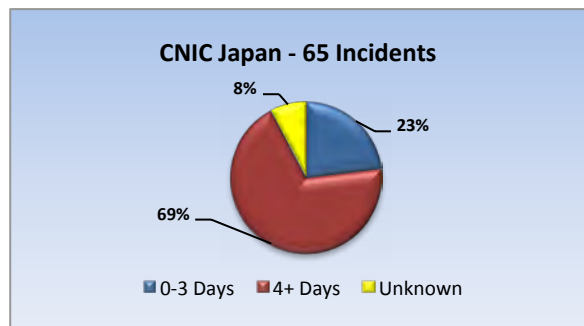
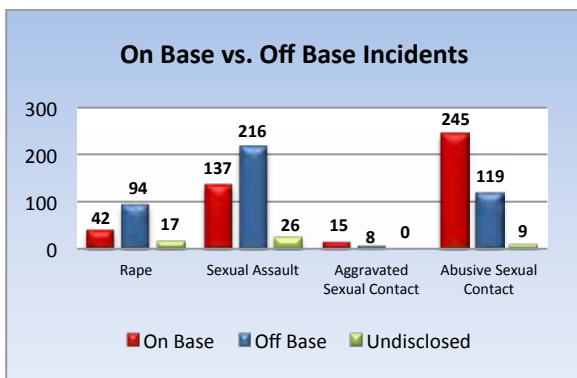
The graphs below depict the number of adult sexual assault incidents reported in each of the CNIC regions segmented by the number of days the victim waited prior to reporting.



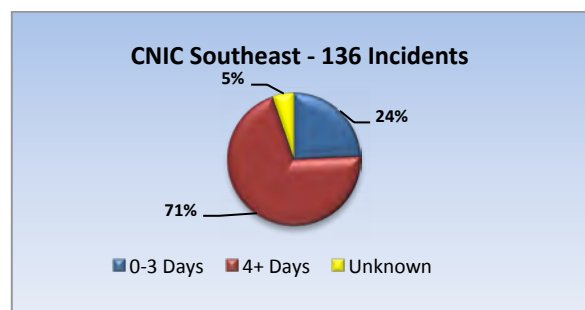
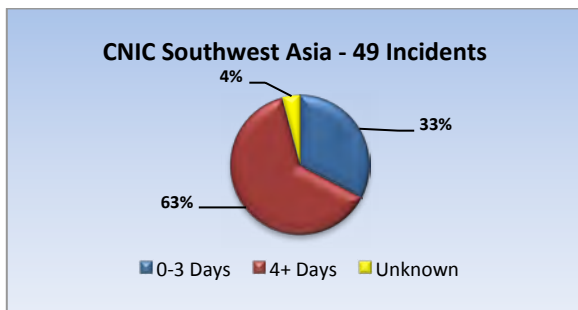
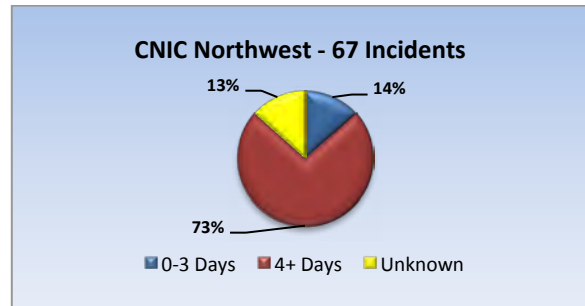
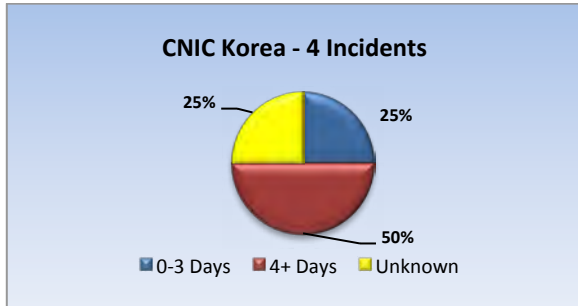
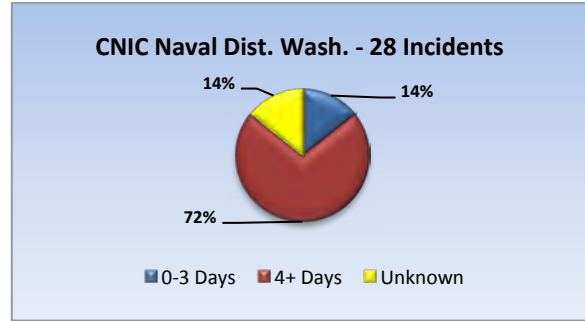
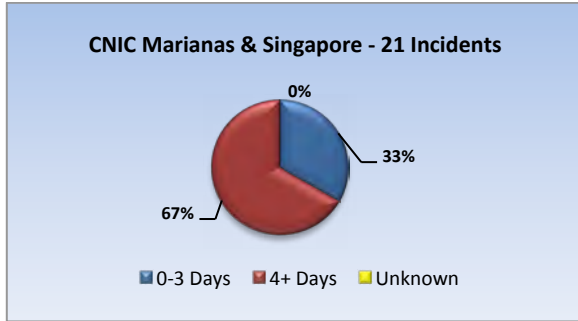
### OCONUS



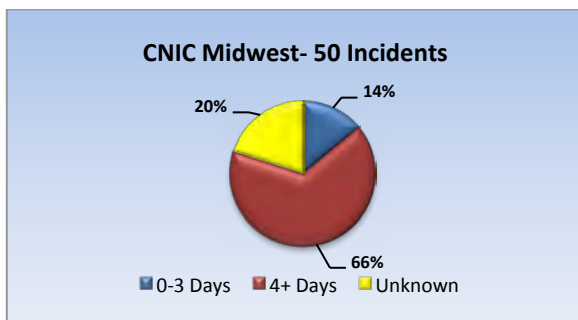
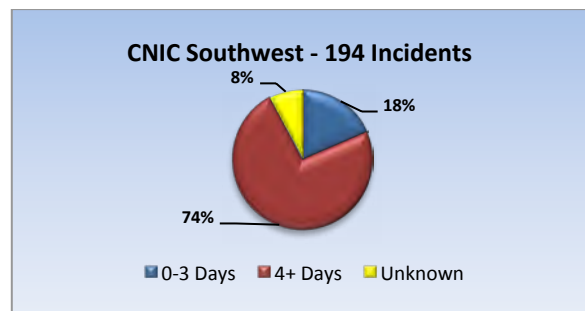
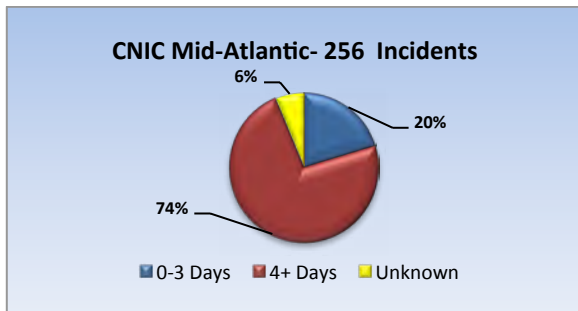
### Incidents On and Off Base





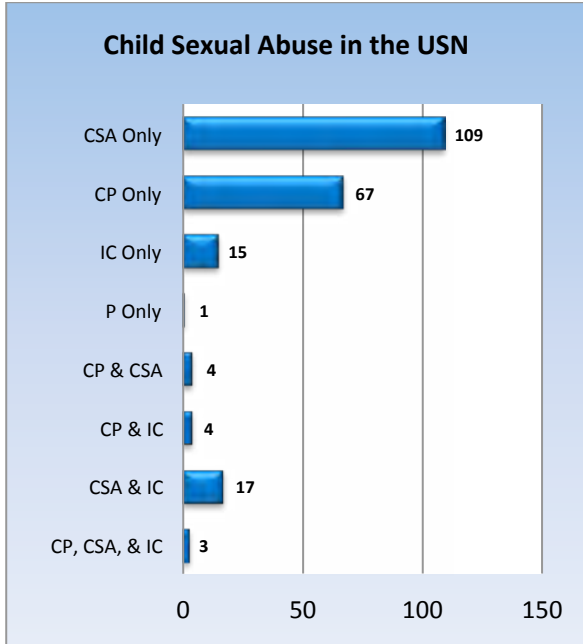


## CONUS



**CHILD SEXUAL ABUSE**

In CY 2014, 387 Child Sexual Abuse offenses were reported in the DON, with 220 of these offenses affecting the USN<sup>14</sup>. Below is a breakdown of all types of child sexual abuse for CY 2014 for the USN including Contact Sexual Abuse (CSA), Child Pornography (CP), Internet Contact (IC), and Child Prostitution (P).



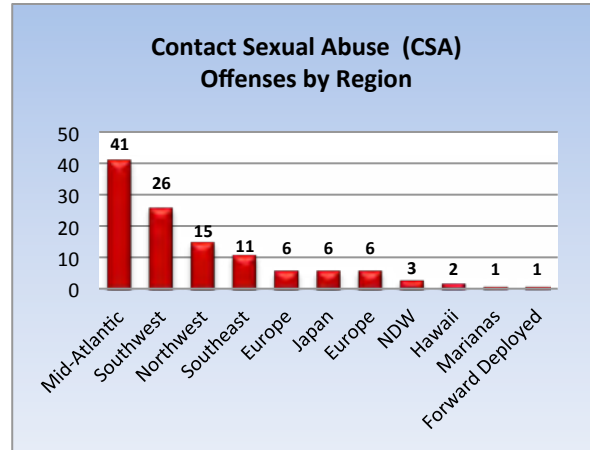
**Contact Sexual Abuse**

Child contact sexual abuse (CSA) includes sex crimes where the victim is a under the age of 16. The offense types include rape, attempted rape, carnal knowledge, attempted carnal knowledge, molestation, sodomy, aggravated assault with intent to commit sodomy, indecent acts not amounting to sodomy, and other sex related crimes (incest, indecent exposure, obscene telephone calls, voyeurism, etc.).

**Location**

<sup>14</sup> Count for total child sexual abuse cases is based on how many victims were involved in the case instead of the number of incidents as some cases involved multiple victims who each experienced different types of abuse.

- The majority of CSA offenses<sup>15</sup> were committed in the Mid-Atlantic, Southwest, Northwest, and Southeast regions.



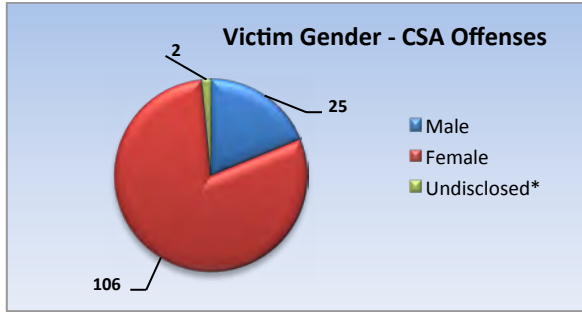
Fifty-three percent of CSA cases occurred off base, with 28 percent on base and 19 percent at an unknown location or multiple locations. Sixty-four percent occurred in a residence. Thirteen percent occurred in an unknown location or multiple locations.

**Victim Characteristics<sup>16</sup>**

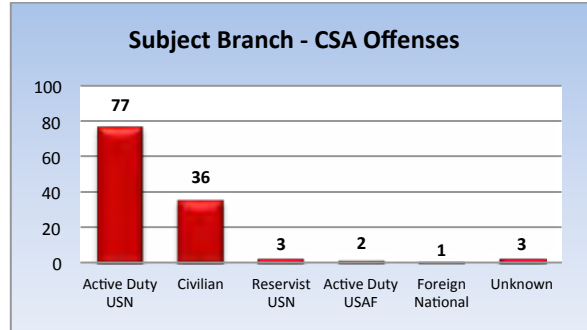
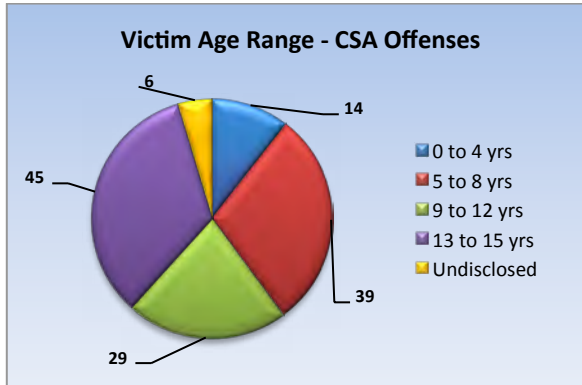
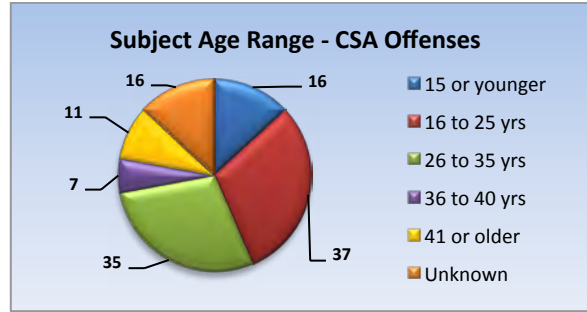
- 80 percent of CSA offense victims were female.
- The largest percentage of victims was between the ages of 13 years and 15 years (34%), followed by victims ranging from 5 to 8 years (29%) and 9 to 12 years (21%).

<sup>15</sup> Count for location data is based on the number of incidents. Incident counts were also used for the subsequent child pornography and internet contact sections.

<sup>16</sup> Due to the presence of multiple victims and subjects associated with CSA cases, the victim and subject counts will be higher than the incident count. Multiple victims and subjects were also associated with the child pornography and internet contact sections that follow.



\* Victims' gender was not disclosed to protect the victim identity

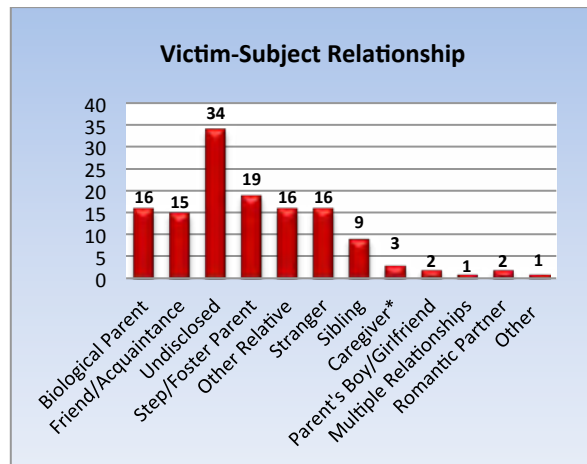
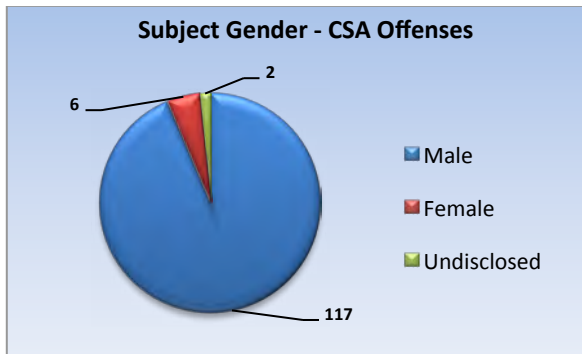


Subject Characteristics

- 96 percent of subjects were male.
- The majority of subjects were ages 30 and under, with 30 percent under the age of 20 and 27 percent between the ages of 21 and 30.
- 63 percent of subjects were active duty USN members and 30 percent were civilians.

Relationships

- Common victim-subject relationships include step/ foster parent, biological parent, stranger, other relative, and friend or acquaintance.
- 25 percent of the relationships were undisclosed and/or unknown.



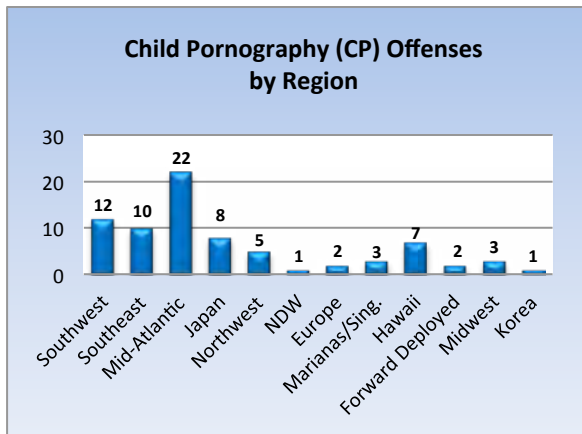
\*The above chart, reflecting the victim's relationship to the subject, is based on the total number of sexual contact victims; caregiver includes babysitter and teacher.

**Child Pornography**

Child pornography offenses (CP) include incidents of making, selling, or transmitting obscene objects, writings, pictures, or photographs (includes images in digital files), where the image is of a child under the age of 18 years.

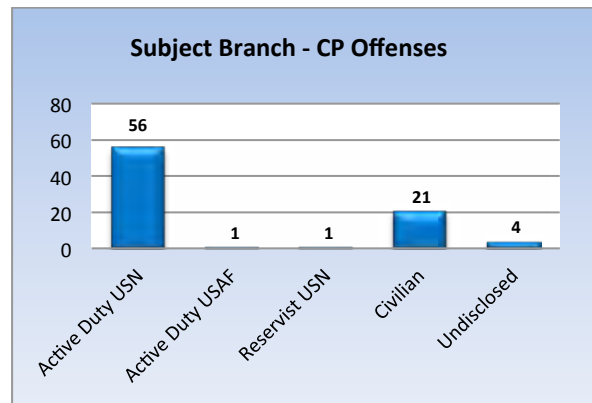
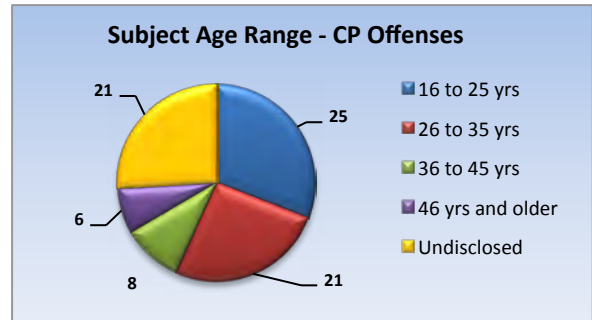
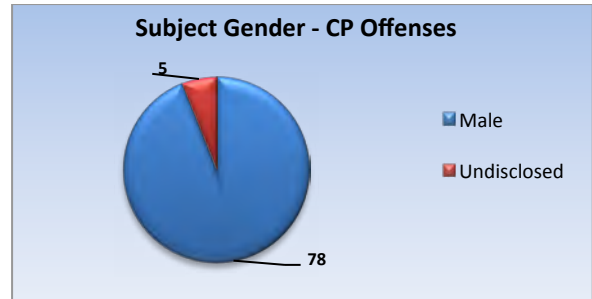
**Location**

- The majority of CP offenses were committed in the Mid-Atlantic, Southwest, and Southeast regions, with 2 offenses occurring in the Forward Deployed region.
- The top reporting offices within these regions were Norfolk, followed by Hawaii, Japan, and San Diego.



**Subject Characteristics**

- Of the 83 subjects involved in CP cases, 78 were male, while 5 were an undisclosed sex.
- 44 percent of subjects were ages 16 to 30, with 19 percent between the ages of 31 and 40.
- 67 percent of subjects were active duty Navy members and 25 percent were civilians.



**Internet Contact**

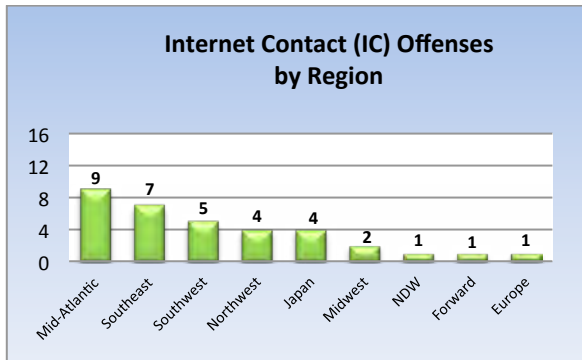
Thirty-nine internet contact (IC) offenses affected the USN in CY 2014; a decrease of 11 percent from CY 2013. IC offenses include incidents in which an adult communicates with either a child under the age of 18, or an undercover officer/agent who is posing as a child under the age of 18, over the internet for the purpose of one or more of the following:

- Conversations of a sexual nature.
- Requests for sexual/nude photographs and/or videos of the victim.
- Subjects sending sexual/nude photographs and/or videos to the victim.

- Solicitation of a minor to meet in person for sexual acts.


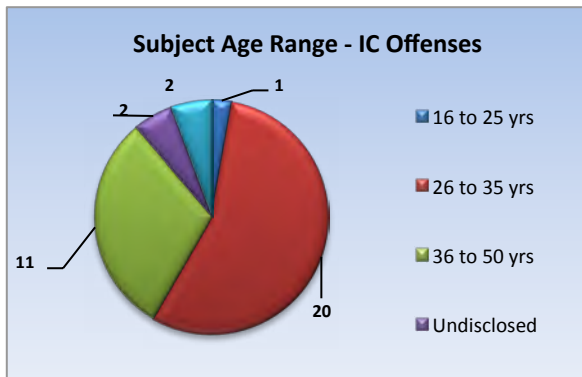
Location

- The majority of IC offenses were committed in the Mid-Atlantic region followed by the Southeast and Southwest regions.
- One IC offense occurred in the Forward Deployed region.



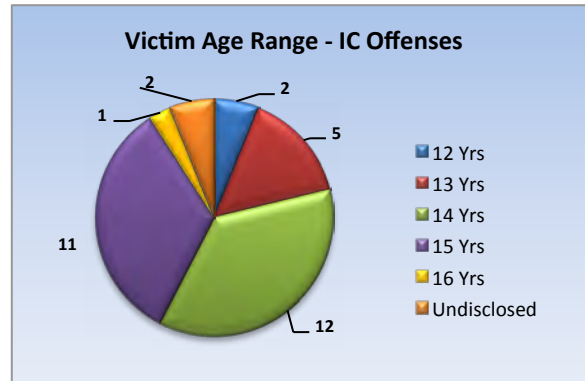
Subject Characteristics

- Of the 36 subjects involved in IC cases, 35 were male.
- The majority of subjects were ages 25 and under, with 39 percent between the ages of 16 and 20 and 17 percent between the ages of 21 and 25.
- Sixty-nine percent of subjects were active duty USN members and 11 percent were civilians.



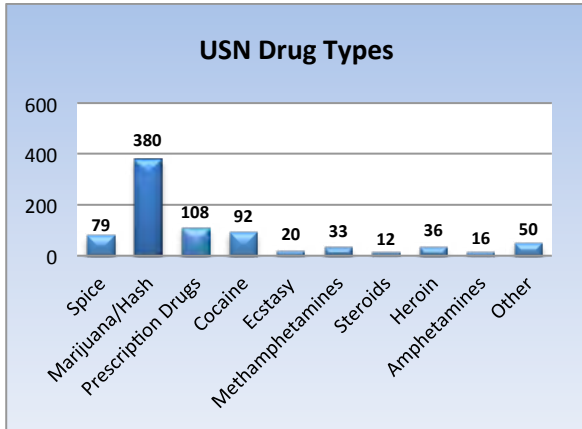
Victim Characteristics

- 4 of the 37 “victims” in the IC cases were undercover agents or officers.
- 33 child victims were involved in IC cases in CY 2014.
  - 29 of the child victims were female and 4 were male.
  - The child victims ranged in age from 12 to 16, with 2 ages undisclosed.



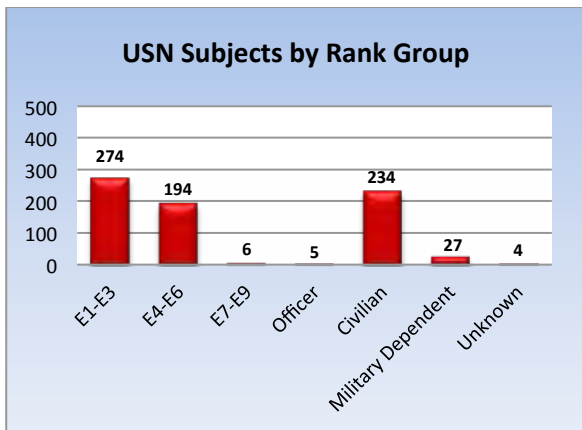
**NARCOTICS**

The USN accounted for 744 of the 2,011 narcotics subjects in DON law enforcement reports/investigations. The following graph depicts the overall numbers and associated drug types for the combined Use/Possession and Distribution categories.

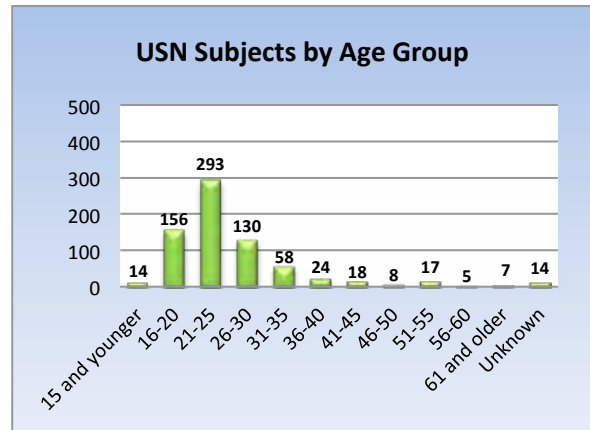


- In 63 instances, subjects were involved with 2 or more drugs.
- Narcotics incidents involving Steroids, Prescription Drugs, Spice, Marijuana, and Methamphetamines decreased in CY14.
- Offenses involving Ecstasy, Cocaine, Heroin, Amphetamines and other synthetic drugs such as synthetic Ecstasy increased in CY14.

Among active duty personnel, the E1-E3 rank group represented the majority of subjects.

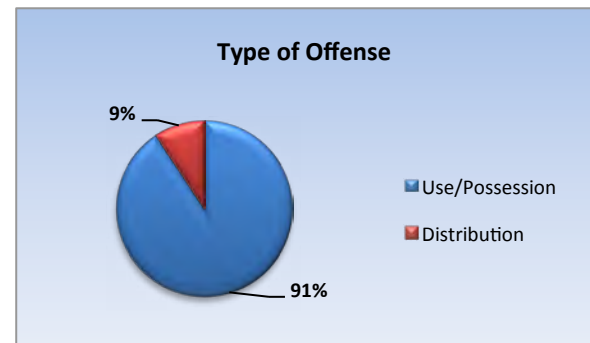


The majority of subjects were between the ages of 21-25.



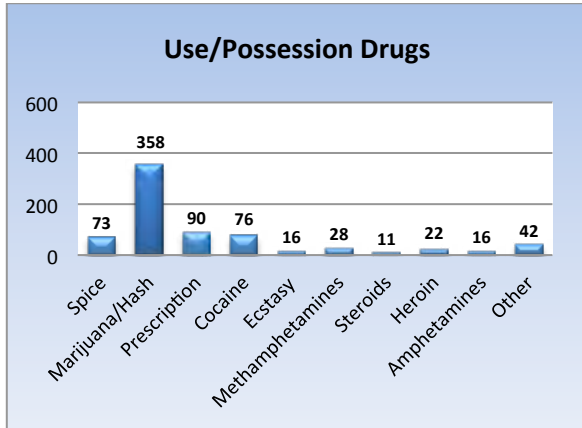
- The most prevalent offense locations for drug offenses included Installation Entry and/or Exit Gates, Barracks or Residences, and other Government or Military Buildings.
- Other locations for narcotics incidents included Recreational Areas, Vehicles, Roadways, Parking Lots, and Bars/ Night Clubs.

The majority of drug-related subjects were involved in use and/or possession as opposed to distribution.



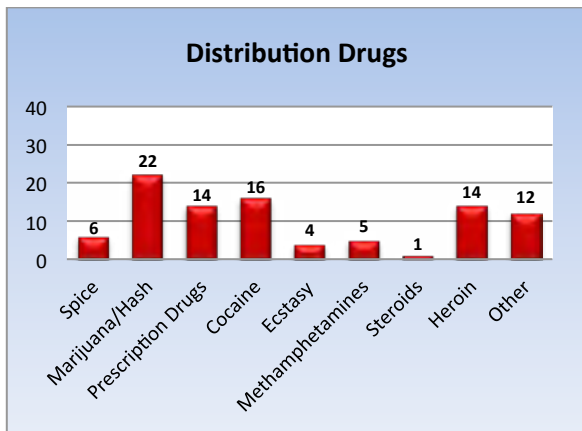
**Use/Possession**

The drug of choice in the USN Use/Possession category was Marijuana. In 46 instances, the subject abused multiple drug types. The following graph depicts all the drugs in this category.



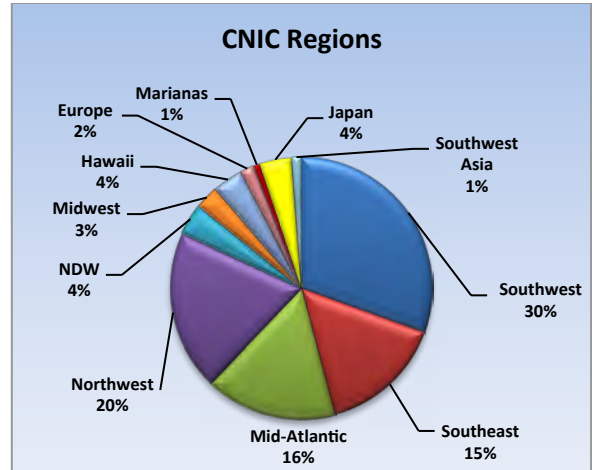
**Distribution**

In USN-affected illegal narcotics distribution reports/investigations having a direct DON connection, the most prevalent abuse involved Marijuana. Seventeen subjects dealt in 2 or more drugs.



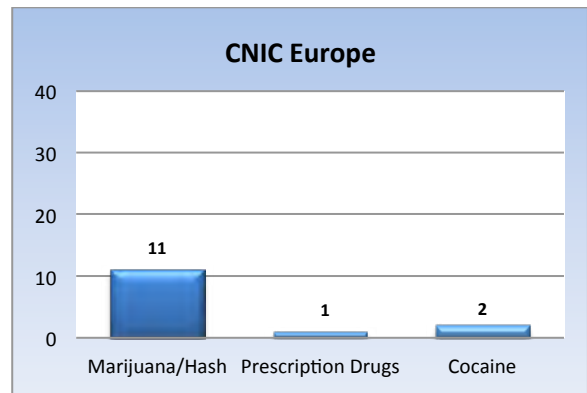
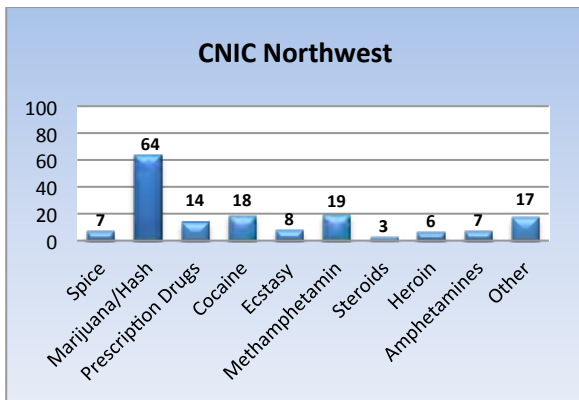
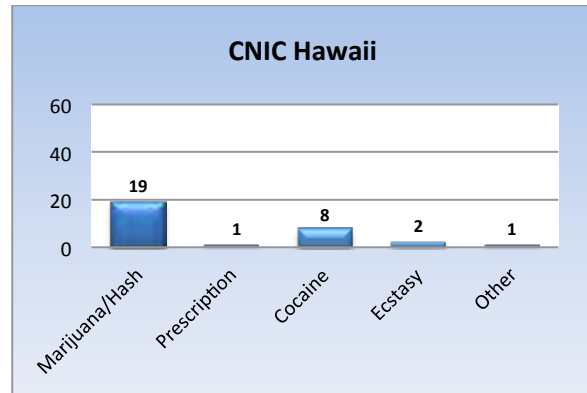
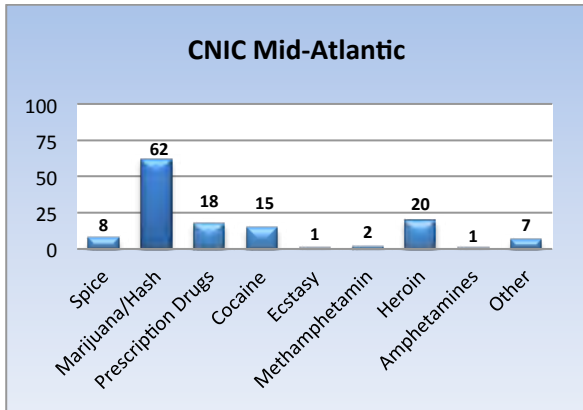
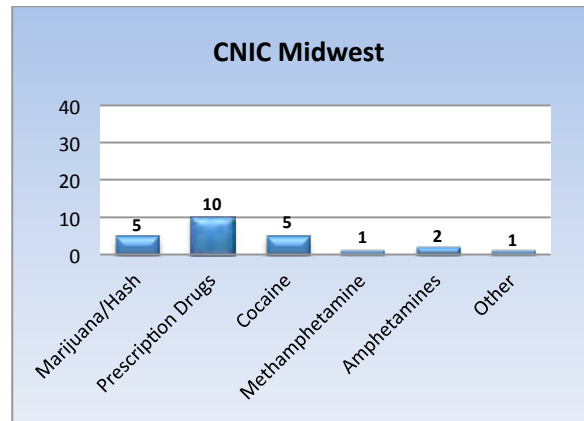
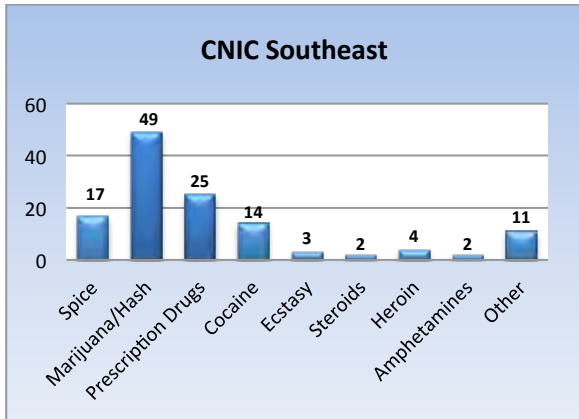
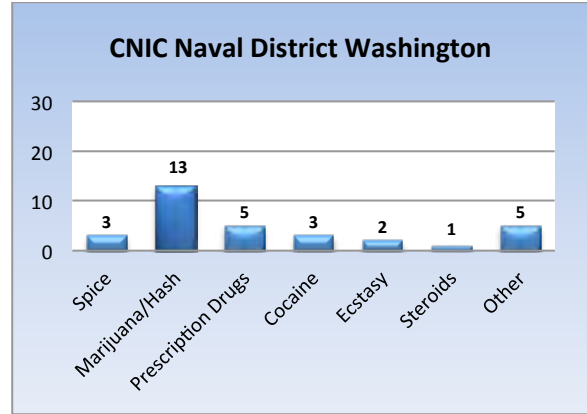
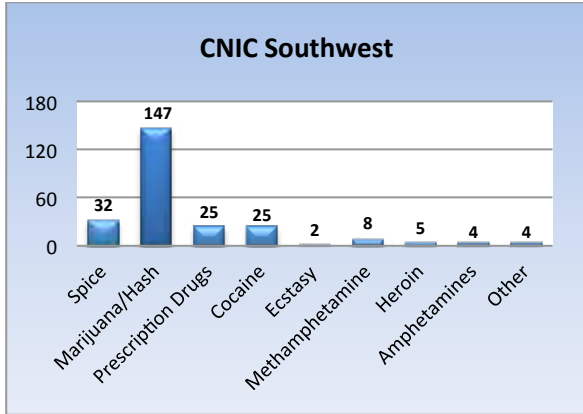
**Commander, Naval Installations Command (CNIC) Region Overview**

The following pie chart depicts the overall drug reports/investigations initiated by offices within the respective CNIC regions.

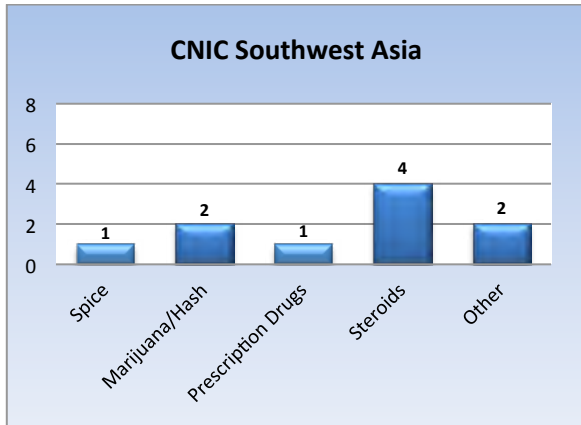
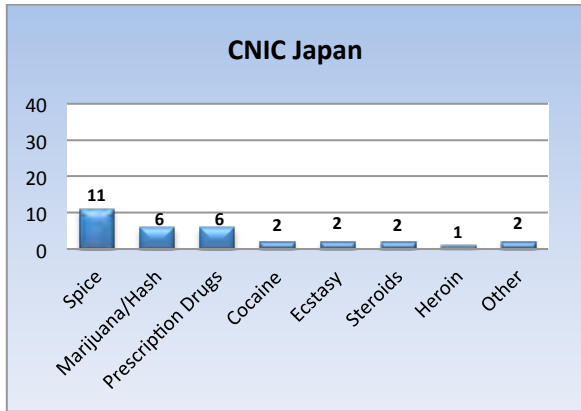
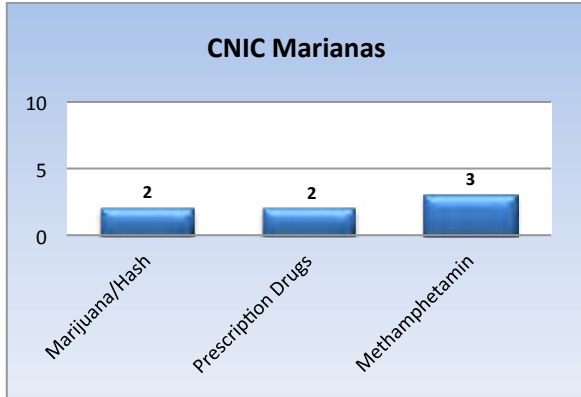


The following 11 graphs provide a detailed breakdown of each region.

- The majority of reports/investigations were generated in the Southwest and Northwest regions.
- The most prevalent drug of abuse was Marijuana followed by Prescription Drugs.
- The majority of offenses involving Marijuana, Cocaine, and Spice were reported from the Southwest region, whereas offenses of Prescription Drugs were reported equally in Southwest and Southeast regions.
- The majority of offenses involving Methamphetamines and Synthetic Ecstasy were reported from the Northwest region.
- The majority of Heroin offenses were reported from the Mid-Atlantic region.

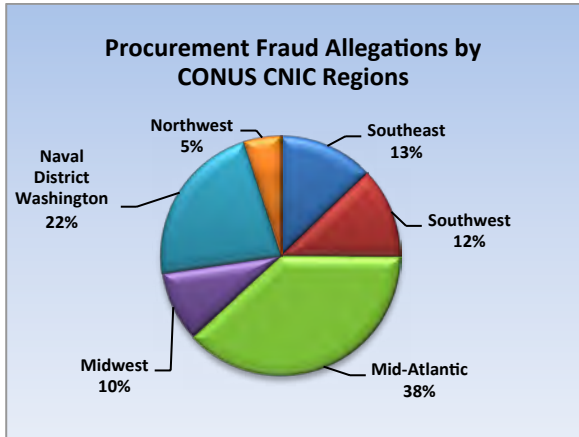







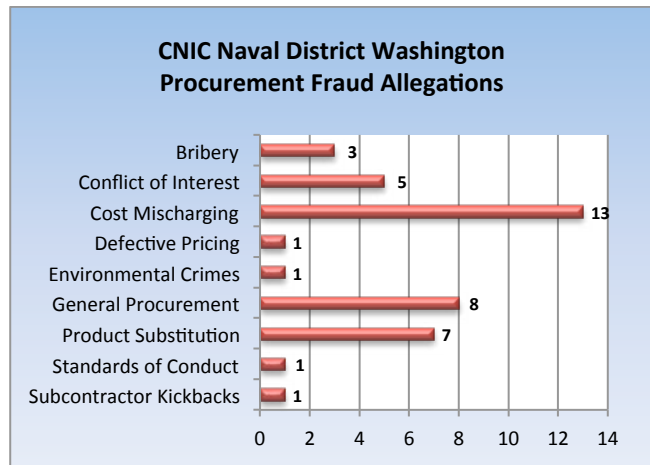

**PROCUREMENT FRAUD**



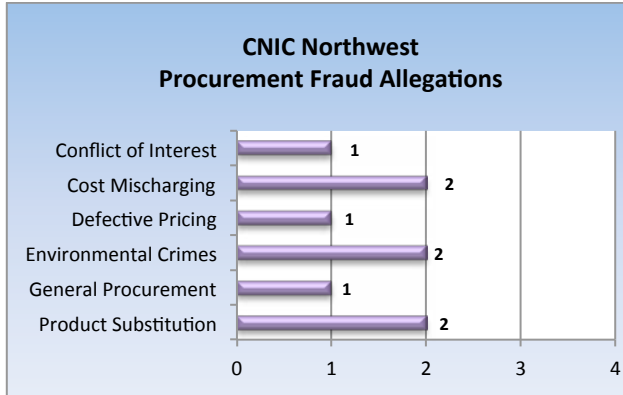
In CY 2014, a total of 201 procurement fraud allegations were reported by USN offices and commands. The following pie chart provides an overview of procurement fraud allegations reported within the CONUS CNIC regions.



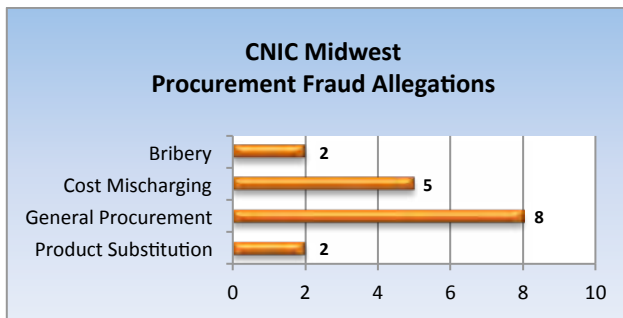
- The Mid-Atlantic, and Naval District Washington regions reported the greatest number of procurement fraud allegations.
- General procurement, cost mischarging and product substitution were the most commonly reported offenses within these regions.

The following graphs provide an overview of procurement fraud allegations reported within each of these regions.







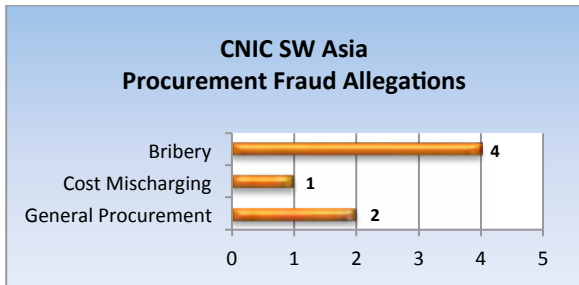


- The Southwest Asia, Hawaii and Europe regions reported the greatest number of procurement fraud allegations within the OCONUS CNIC regions.
- General procurement fraud and bribery were the most commonly reported procurement fraud allegations within the OCONUS regions.



The following graph provides an overview of procurement fraud allegations reported within each of the OCONUS regions.


A small number of procurement fraud allegations were reported in OCONUS CNIC regions, which are reflected in the pie chart below.



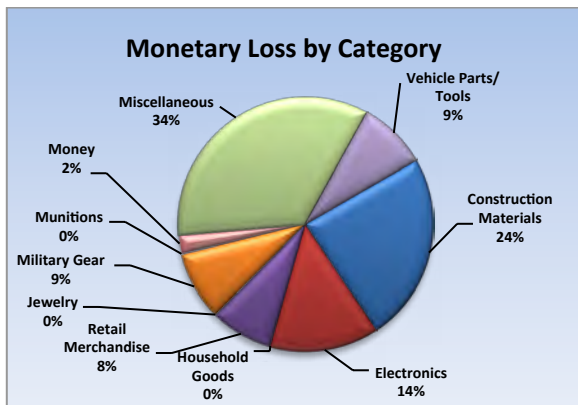


**PROPERTY**

The USN accounted for 1,398 of the 2,055 reported property crime incidents in the DON. The following graph depicts the overall numbers for the property type categories.



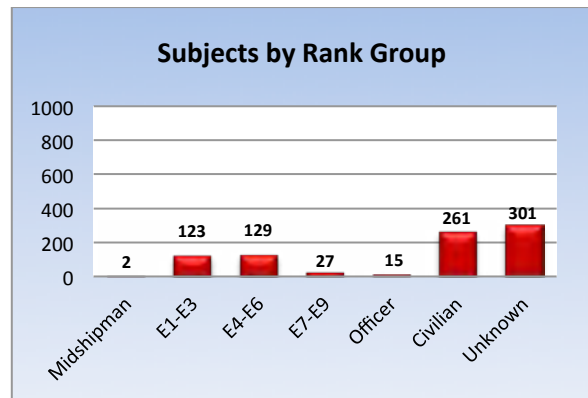
For those USN-related cases where loss value was reported, the property loss value to the U.S Government was estimated at \$7,151,769. The following chart illustrates the percentage of monetary loss in each category, with the "Unknown" category excluded.<sup>17</sup>



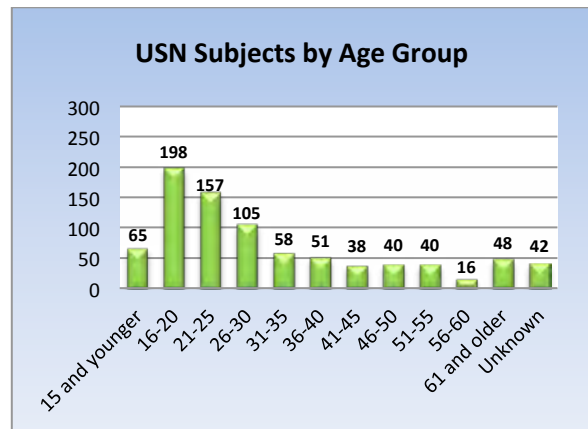
<sup>17</sup> The number of unknown property types is primarily attributed to lack of specifics provided by USN and USMC law enforcement reporting within CLEOC.

- Approximately 72 percent of the USN-related estimated monetary loss was attributed to the Construction Materials and/or Heavy Equipment, Electronics and Miscellaneous categories.
- The monetary loss in the Munitions category is unknown as data was not included in reporting.

Many of the subjects within property crime reports/investigations were not identified. The USN accounted for 858 (89%) of the 963 identified subjects in the DON property crime investigations. Civilians were among those most frequently identified as committing property crimes affecting the USN, followed by the active duty E4-E6 rank group.

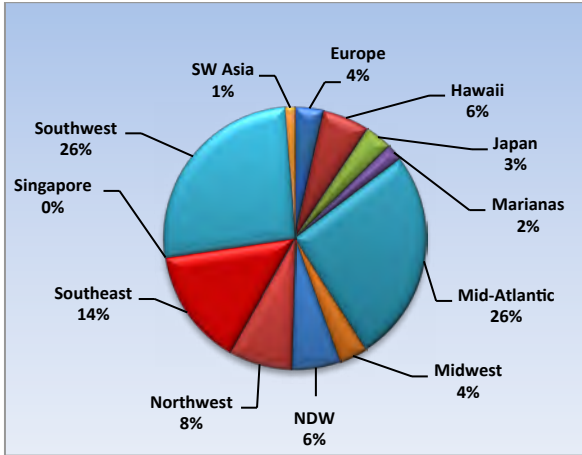


Over half of the subjects identified were between the ages of 16-30.

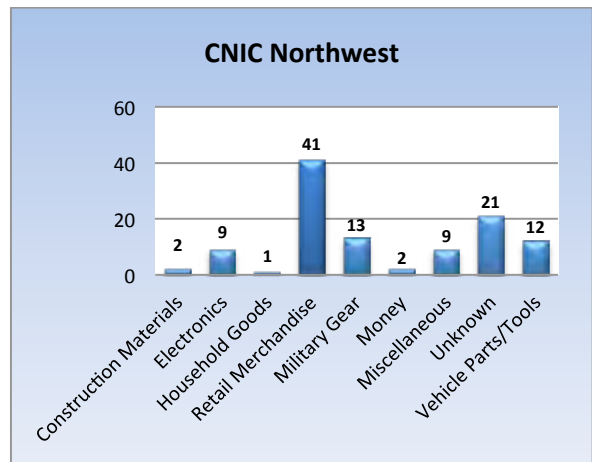
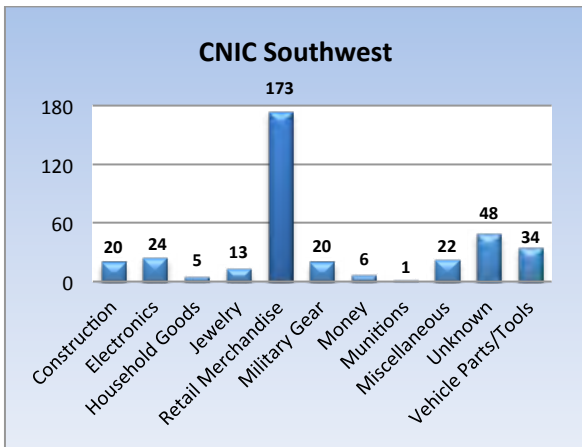
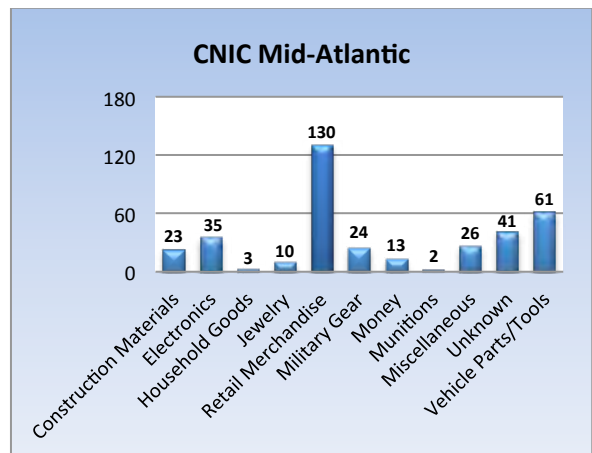
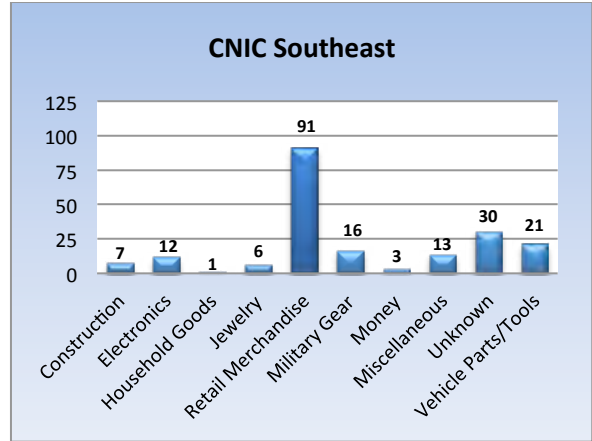


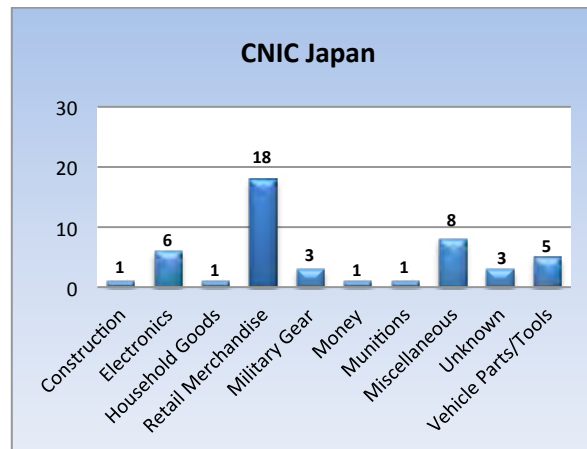
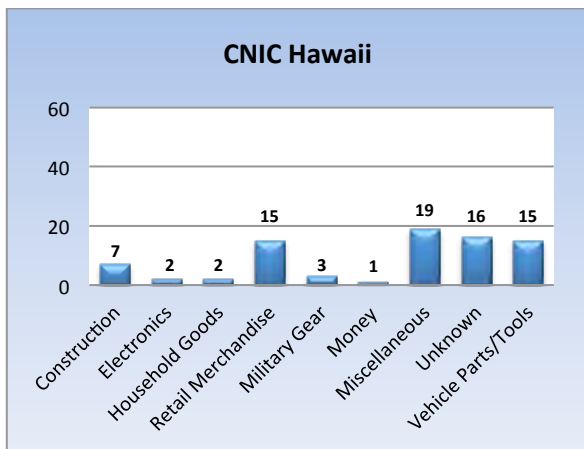
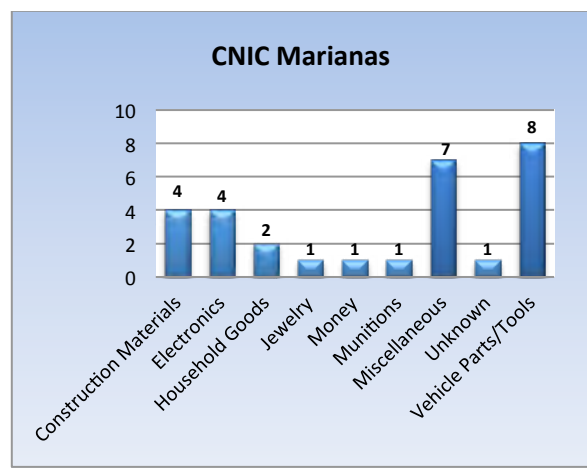
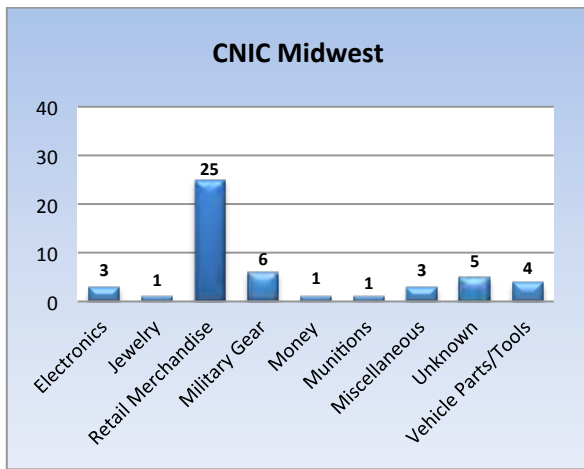
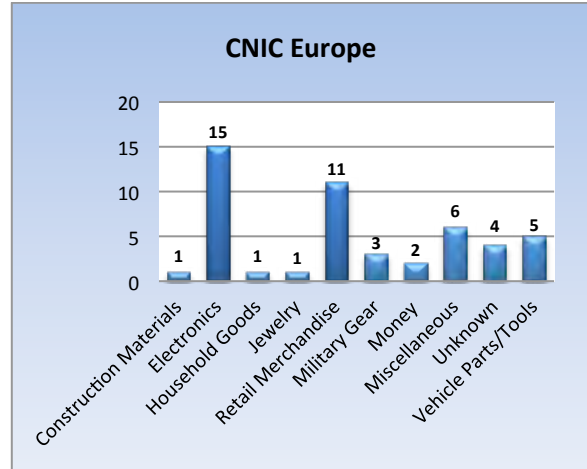
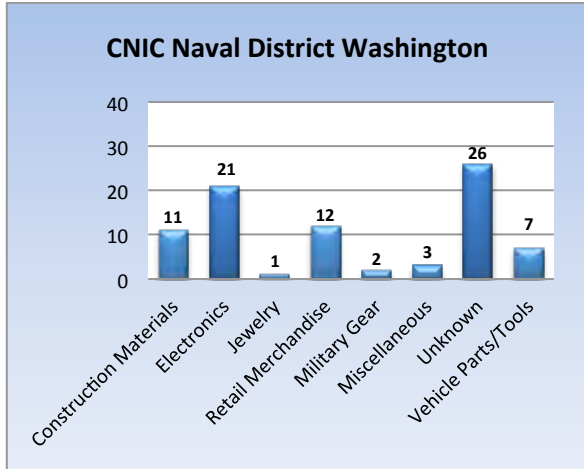
**Commander, Naval Installations Command (CNIC) Region Overview**

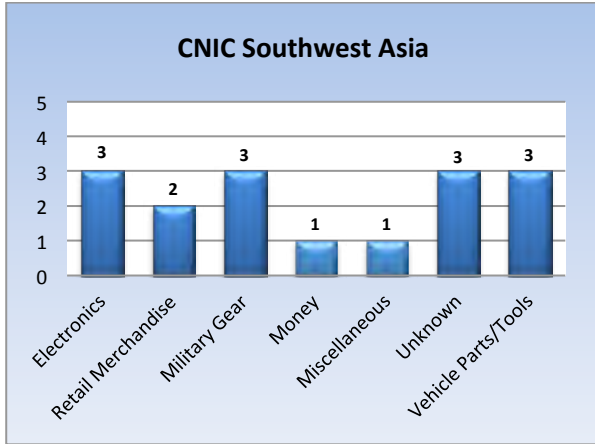
The following pie chart depicts overall property loss offenses for all reports/investigations originating from the respective CNIC regions.



The following 11 graphs provide a detailed breakdown of each region.









## USN INVESTIGATIVE HIGHLIGHTS

This section highlights the outcomes of several criminal investigations impacting the USN during CY 2014.

### *General Crimes*

#### SEAMAN TO SERVE LIFE IN PRISON FOR PREMEDITATED MURDER OF WIFE IN FATAL OVERDOSE

On October 9, 2014, a Navy Seaman was found guilty at a General Court-Martial of premeditated murder and obstruction of justice. He was sentenced to life in prison, a dishonorable discharge, and forfeiture of all pay and allowances. In January 2013, the Seaman and the victim, his wife, were living aboard Naval Air Station Meridian, Mississippi, when he reported finding the victim unresponsive, in the couple's bedroom. Base medical personnel responded, but the victim was already dead. Investigators recovered a bottle of Hydrocodone with acetaminophen on her bedside table. Although the prescription for 60 pills had been filled two days earlier, only 5 pills remained in the bottle; the death was ruled a drug overdose. Interviews revealed the victim had a history of suicide attempts and addiction to prescription pain killers. Initially the Seaman stated he placed two pills in the victim's drink without her knowledge. During a subsequent interrogation, he admitted he planned to kill his wife by placing 30 pills in her drink without her knowledge.

#### PETTY OFFICER SENTENCED TO 38 YEARS FOR SEXUAL ASSAULT, SODOMY OF A CHILD

On August 27, 2014, a Navy Petty Officer First Class pleaded guilty at a General Court-Martial to sexual assault of a child and sodomy of a child in Bremerton, Washington. The Petty Officer was sentenced to 38 years' confinement, reduction in rank to E-1, forfeiture of all pay and allowances, and a dishonorable discharge from the U.S. Navy. In January 2014, NCIS learned the Petty Officer had forced a dependent child victim to perform sex acts on him at an on-base residence. The victim said the Petty Officer had been sexually abusing her on a regular basis since the age of 6 years old. The Petty Officer admitted to his wife that the allegations were true; however, he declined to speak with NCIS. The NCIS Northwest Field Office Major Case Response Team conducted a crime scene examination, which surfaced DNA evidence that directly supported the sexual abuse allegation.

#### PETTY OFFICER RECEIVES 17 YEARS FOR SEXUALLY ABUSING DAUGHTER

On January 9, 2015, a Navy Petty Officer First Class was found guilty of violating UCMJ Article 120 at a General Court-Martial and was sentenced to 17 years' confinement and given a dishonorable discharge. In February 2014, the victim, the Petty Officer's dependent daughter, reported her father had sexually abused her while the family was stationed in Hawaii in 2010. During interrogation, the Petty Officer denied culpability and agreed to undergo a polygraph examination. Before the examination, the Petty Officer went on unauthorized absence. Once he was located and returned to military custody, the Petty Officer was interviewed and admitted to sexually abusing his daughter numerous times over a 6 to 9 month period in 2010.

#### FORMER USN RESERVIST TO SERVE LIFE FOR ATTACKS IN NORFOLK

On December 12, 2014, a former USN Reservist was sentenced for two counts of statutory burglary, grand larceny, abduction, robbery, and rape. He received a life sentence for the rape; 40 years with 20 suspended for robbery; 20 years with 10 years suspended for abduction; 20 years with 20 years suspended for grand larceny; and 20 years with 20 years suspended for two counts of statutory burglary. The subject was convicted in Norfolk Circuit Court in August 2014 for his role in two separate incidents in Norfolk, Virginia, in 2008. This joint investigation was conducted by the NCIS, Norfolk Police Department, FBI, and U.S. Army Criminal Investigation Division (CID). In 2008, the subject broke into the home of the victim, a Navy Chief Petty Officer, threatened her, bound her hands and feet, and sexually assaulted and robbed her. A month later, he broke into the same victim's home, bound both her and her daughter, and raped the daughter. DNA for the suspect was obtained from evidence collected from the scene but not matched to any existing profiles; the investigation continued with limited leads. Two years later in Kuwait, an Army Captain was showering when the suspect came up behind her with a box cutter and attempted to assault her. She began to struggle, and he cut and punched her before running away. DNA found during the Kuwait attack was submitted for testing, at which it was determined the genetic profile matched the Norfolk investigation; but the attacker's DNA did not match anyone in the FBI's Combined

DNA Index System (CODIS). Subsequently, during 2013, Norfolk police discovered a match between a fingerprint found on evidence taken from the Norfolk crime scene and fingerprints taken from the former USN Reservist. NCIS Special Agents surreptitiously collected DNA from the subject and determined his DNA matched that of the evidence collected from the crime scenes. The subject was arrested in Brooklyn, New York, in January 2014. He is currently awaiting trial on a federal charge of attempted rape for the attack on the U.S. Army Captain in Kuwait in 2010.

**THIRD-COUNTRY NATIONAL SENTENCED TO LIFE FOR  
SEXUAL ASSAULT IN BAHRAIN**

On December 28, 2014, a Chinese national was sentenced to life in prison after being found guilty in absentia of sexual assault by the 3rd Grand Criminal Court of Bahrain. The subject had worked as a masseuse in Bahrain; his work visa was revoked in April 2014, and he returned to the PRC. The case was investigated by the Bahrain Police Services after a Navy Petty Officer Third Class reported being raped during a visit to a Bahraini massage and hair salon. Although Bahraini authorities initially dismissed the criminal charges, NCIS, along with the U.S. Embassy Manama and U.S. Naval Forces Central Command, engaged with the Bahrain Public Prosecutor's Office, which reversed its decision and prosecuted the Chinese national in absentia.

***Procurement Fraud***

**35 YEARS IN PRISON, \$937K IN FORFEITURES AND FINES  
FOR FORMER MSC EMPLOYEE, CONTRACTORS**

This joint NCIS/FBI/DCIS investigation was initiated in March 2012 after information was received regarding a \$60,000 bribe paid to two subjects--one a GS-14 employee of the Military Sealift Command (MSC), and the second a MSC contractor. The bribe was paid in 2009 by co-owners of a Defense contracting company. The subjects directed \$2.5 million in contracts to the contracting company and more than \$3 million in business to a company run by other co-conspirators, in exchange for more than \$265,000 in cash, a vacation rental, electronics, and sports memorabilia. One subject also admitted having attempted to conceal his criminal activity by arranging for more than \$85,000 to be paid one of the defendants in an attempt to dissuade him from reporting the bribery scheme to authorities. This investigation generated additional investigations

involving a total of seven defendants who have pleaded guilty to charges to include bribery, conspiracy to commit bribery, and giving a gratuity. The seven defendants were sentenced to a combined 35 years in prison and forfeitures/fines of \$937 for their fraudulent activities.

**CONTRACTORS AGREE TO PAY \$434M IN CRIMINAL  
PENALTIES TO SETTLE OVERSEAS FRAUD CASES**

On December 5, 2014 two foreign defense contractors pleaded guilty to major fraud against the United States and agreed to pay \$288.36 million to resolve violations of the False Claims Act in connection with a contract to provide food and water to U.S. troops in Afghanistan. In addition, the subject company and several of its subsidiaries agreed to pay an additional \$146 million to resolve a civil suit and two separate civil matters alleging false billing of the DOD for fuel and transportation of cargo to American soldiers in Afghanistan. NCIS was part of a multi-agency investigation that included DCIS, Defense Contract Audit Agency, Army Audit Agency, International Contract Corruption Task Force, U.S. Army Criminal Investigation Division, and Special Inspector General for Afghan Reconstruction, U.S. Air Force Office of Special Investigations, and the FBI. Specifically, NCIS investigations focused on a subsidiary that overbilled for fuel purchased for Kandahar Air Field and another that falsely billed the U.S. Transportation Command for refrigerated trucks, although it actually used lower-priced non-refrigerated trucks. Because of the investigations, the one subject company agreed to pay \$20 million, and a second company agreed to pay \$25 million.

***General Fraud***

**WIFE OF LIEUTENANT COMMANDER TO SERVE 15 YEARS,  
PAY \$73K IN RESTITUTION TO DFAS**

On November 7, 2014 the wife of a Navy Lieutenant Commander was sentenced in California Superior Court to 15 years, 8 months in prison on 8 felony charges, including grand theft and forgery. The subject was also ordered to pay over \$2 million in restitution to various parties, including \$73,000 to the Defense Finance Accounting Service (DFAS). In October 2011, NCIS learned that the San Diego Police Department (SDPD) was investigating the subject in relation to allegations that she embezzled more than \$2 million from the La Jolla, California, restaurant where she worked as a bookkeeper until financial problems forced it to close in 2009 and lay

off more than 100 employees. After a review of the subject's financial records, SDPD and NCIS discovered she had likely defrauded the U.S. Government of more than \$100,000 by continuing to collect survivor benefits for a previous husband, a naval aviator who died in 2005.

**FORMER DON CIVILIAN TO SERVE 30 DAYS, PAY \$62,615  
RESTITUTION FOR WORKERS' COMPENSATION FRAUD**

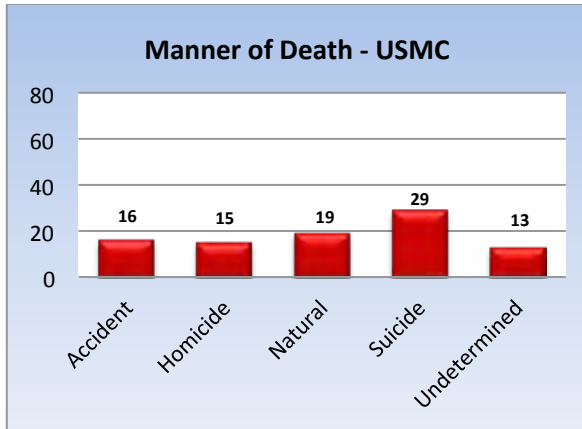
In February 2009, NCIS was notified about a possible fraudulent workers compensation case involving the subject, a former civilian employee of the Philadelphia Naval Shipyard. The subject injured his knee at work in 1985 and was receiving Federal Employees' Compensation Act (FECA) benefits from the Department of Labor (DOL), Office of Workers Compensation Programs (OWCP). The referral alleged the subject was providing false information to the OWCP, claiming that he was not employed or involved in any a business. The investigation revealed that from 2004 to 2012, the subject was earning money from a ranch in Bridgeton, New Jersey, while continuing to claim \$62,615.39 in workers compensation that he was ineligible to receive. Investigators observed the subject working without any indication of physical disability or limitations. The subject voluntarily told them that as the co-owner of the ranch, he earned more than \$60,000 a year. In May 2012, NCIS and DOL Office of Inspector General executed a search warrant at the subject's ranch and seized various documents and computers. During the execution of the warrant, the subject admitted he falsified each of the EA-1032 forms he submitted to the DOL-OWCP from 2003 to 2011, as required, when he certified he was not employed, self-employed, or involved in a business enterprise when in fact he worked at the ranch. In August 2014, the subject pleaded guilty to violating 18 U.S.C. 641 (Conversion of Government Funds) and 42 U.S.C. 1920 (False or Fraudulent Statement Regarding Workers' Compensation Benefits). He was sentenced to serve 30 days' confinement, pay \$62,615 in restitution to the OWCP, and serve 4 years of supervised probation.

UNCLASSIFIED

**UNITED STATES MARINE CORPS**

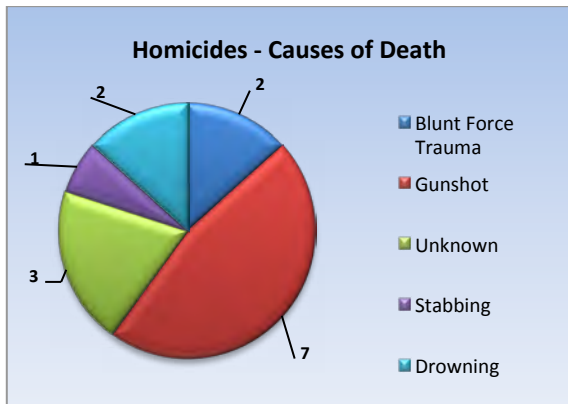
**DEATH**

In CY 2014, a total of 240 deaths<sup>18</sup> were reported by the DON Law enforcement agencies worldwide, with 92 of these deaths affecting the USMC. As with past reporting years, this total does not include combat-related deaths. Below is a breakdown of all manners of death for CY 2014 for the USMC.



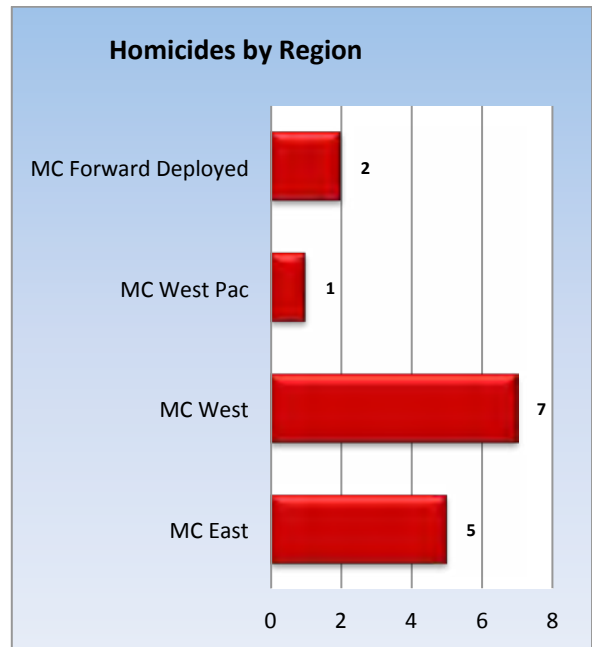
Although all death incidents have a lasting impact on the USMC and unit readiness, this section will highlight the homicide, suicide, and accidental deaths reported in CY 2014.

**Homicide**

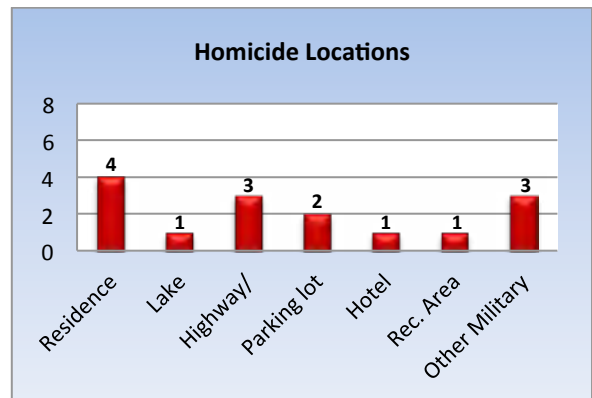


- 47 percent of cases involved solely gunshot wounds, while 3 percent of the causes were not yet determined at the time of reporting

<sup>18</sup> Deaths are tallied by a victim count vice an incident count



- The MC West region reported the most number of homicides, followed by MC East.
- The two USMC deaths in the Forward Deployed region were the result of Green on Blue homicides.
- Below are the top locations for homicide occurrences.

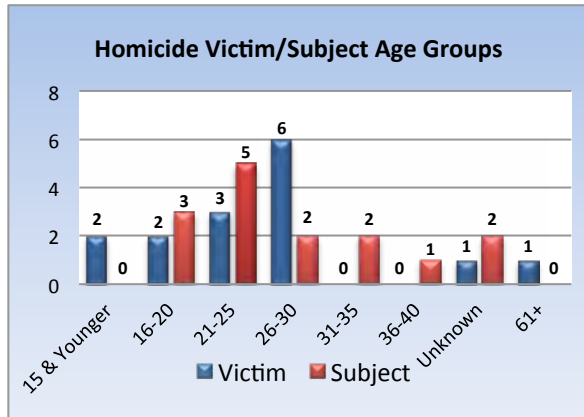


- 87 percent of homicides occurred off base with 13 percent on base. Two deaths involved a Green on Blue homicide in Afghanistan.
- 27 percent of homicides occurred in a residence.

**Homicide Victim/Subject Characteristics**

	Victim	Subject
Male	13	14
Female	2	1
Active Duty USMC	7	10
Foreign Military	1	1
Military Dependent	4	1
Civilian	1	2
Foreign Civilian	2	0
Unknown	0	1


- 3 homicides affecting the USMC involved domestic-related issues, one of which involved a military dependent toddler.



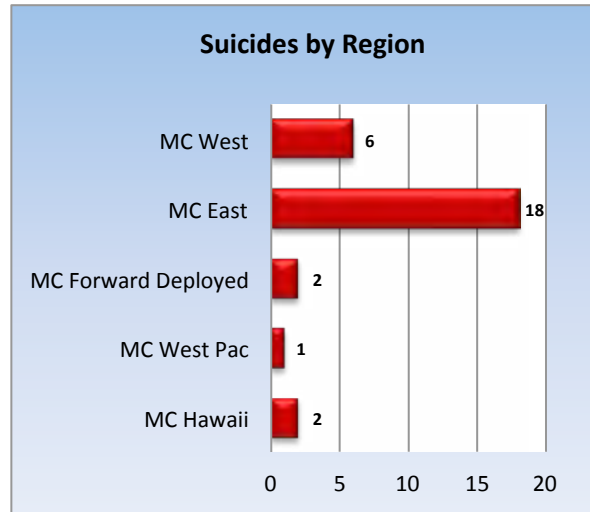
- 40 percent of homicide victims were between the ages of 26 and 30 years, while 33 percent of subjects were between the ages of 21 and 25 years.

**Suicide**

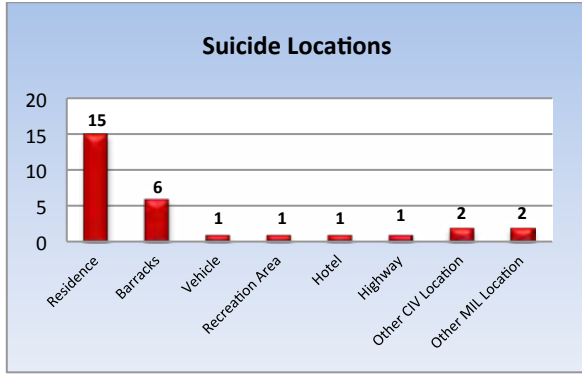
Suicide death was the most commonly reported manner of death in CY 2014 followed by natural deaths. Suicide accounted for 32 percent of all deaths within the USMC.



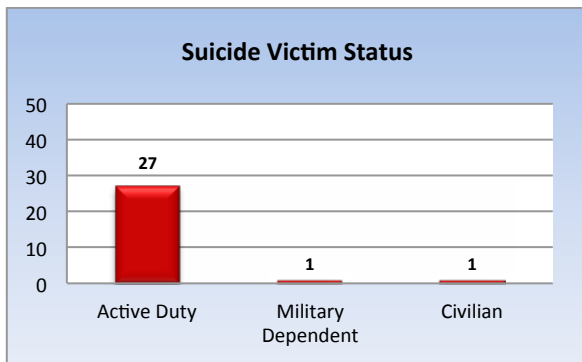
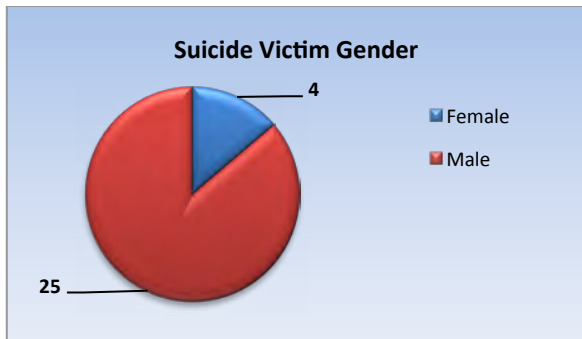
- The 2 most common causes of death in suicide incidents were gunshot wounds and hanging.
- 1 asphyxiation victim died from carbon monoxide poisoning in a vehicle.
- Of the 4 females who committed suicide, all died of a gunshot wound.



- The MC East region reported the most suicides, followed by MC West.
- 2 suicides were reported in the Forward Deployed region.

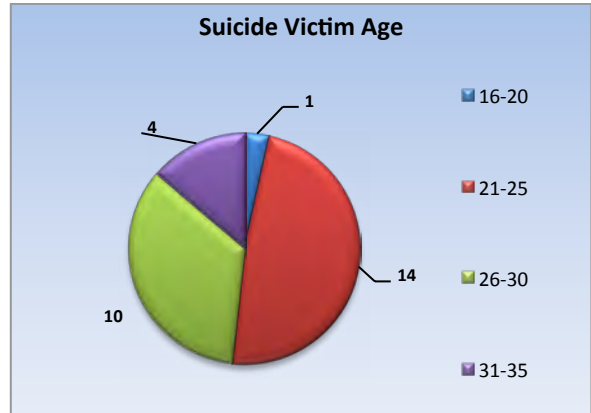


- There were 10 suicides that occurred on base and 19 that occurred off base.
- 52 percent of suicides occurred at a residence, while 21 percent occurred in the Barracks/BOQ/BEQ.



- 86 percent of suicide victims were male.
- 93 percent of suicide victims were active duty USMC members.
- 11 suicides affecting the USMC involved domestic-related issues, the majority of which involved spousal arguments.

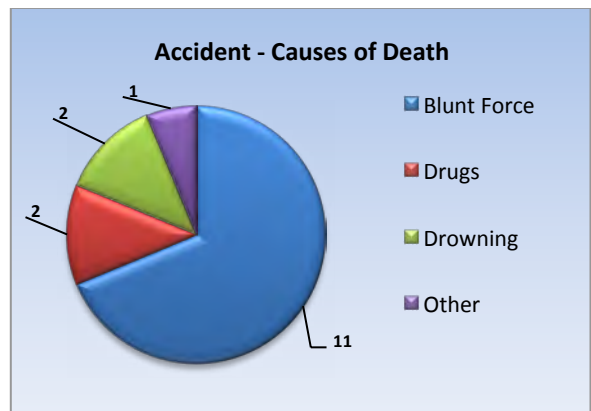
- One of the domestic-related incidents involved a victim who had received treatment for post-traumatic stress syndrome.



- 48 percent of suicide victims were between the ages of 21 and 25 years old.

**Accidental Death**

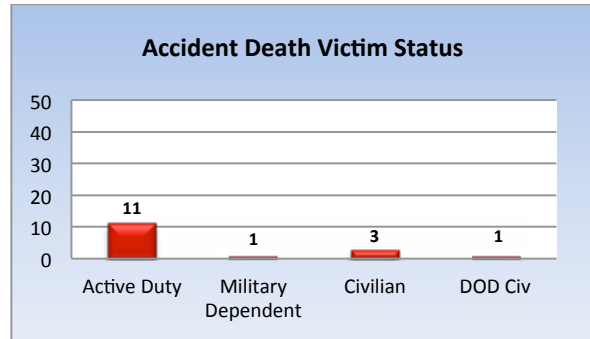
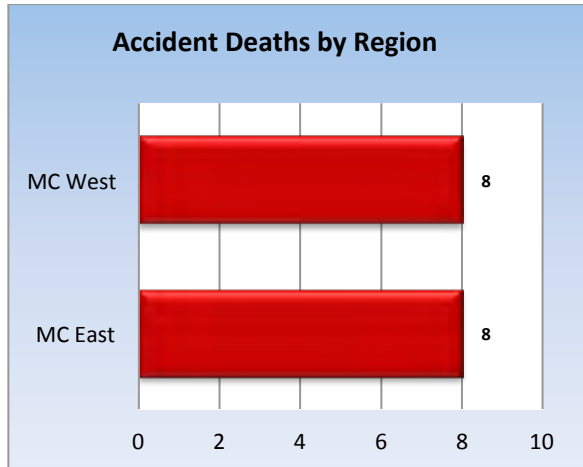
Accidental deaths were the third most commonly reported manner of death in CY 2014 with 16 deaths occurring in the USMC. These accounted for 17 percent of all deaths within the USMC.



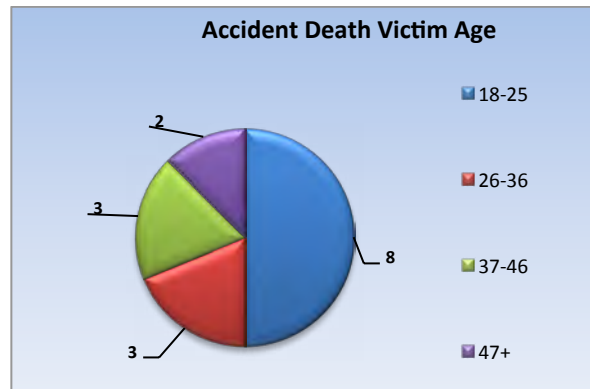
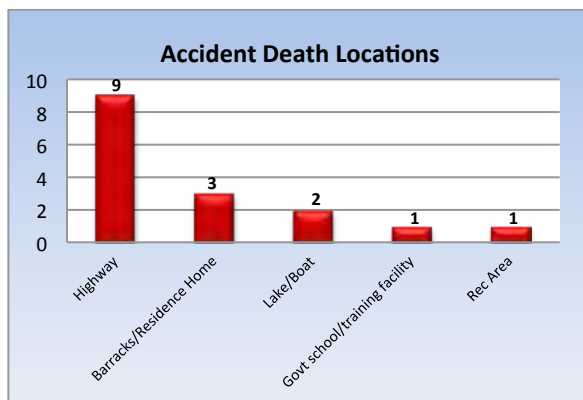
- The most common cause of accidental death was blunt force trauma. Ten accidental deaths involved vehicle incidents, and 1 incident involved a boat.

- Blunt force trauma accounted for 73 percent of all accidental deaths in the USMC.
- Both accidental drug deaths were caused by prescription drugs.

- Males accounted for 81 percent of accidental death victims.
- Two of the female deaths were vehicle accidents and 1 was drug related.

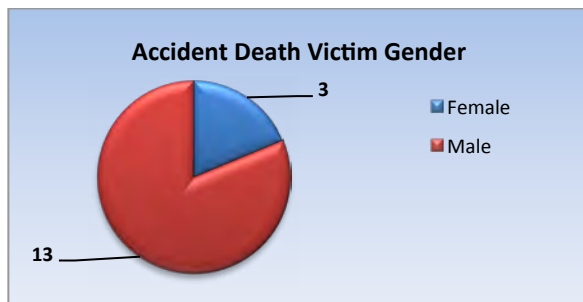


- 69 percent of accidental deaths were active duty USMC members.



- 50 percent of accidental death victims were between the ages of 18 and 25 years old.

- There was an even distribution of accidental deaths that occurred on base and off base.
- 82 percent of accidental deaths in CY 2014 were the result of vehicle related incidents as compared to 36 percent in CY 2013.





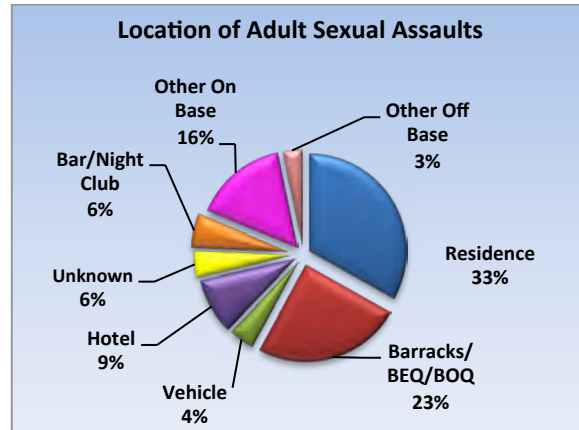
**ADULT SEX CRIME**

In CY 2014, 1,461 adult sexual assault incidents were reported in the DON, with 518 of these reports affecting the USMC.<sup>19</sup>

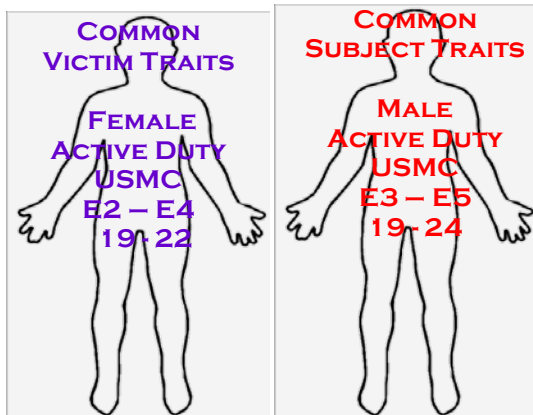
**2014 USMC Quick Facts**

- 574 Subjects; 554 Victims.
- 61 percent on base and 36 percent off base.
- 62 percent involved Sexual Acts (penetration).
- 41 percent were USMC on USMC assaults.
- 10 percent involved Spousal relationships.
- 29 percent of assaults were reported within 72 hours.
- MC West had highest number of incidents (41%).

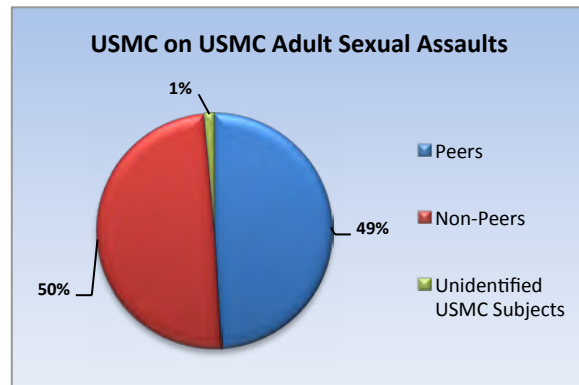
- Incidents at Hotels primarily occurred off base.
- Incidents of Sexual Acts were reported more at Residences, Barracks, and Hotels than incidents of Sexual Contact.



**USMC Adult Sexual Assault Demographics**



**USMC on USMC Sexual Assault Trends**



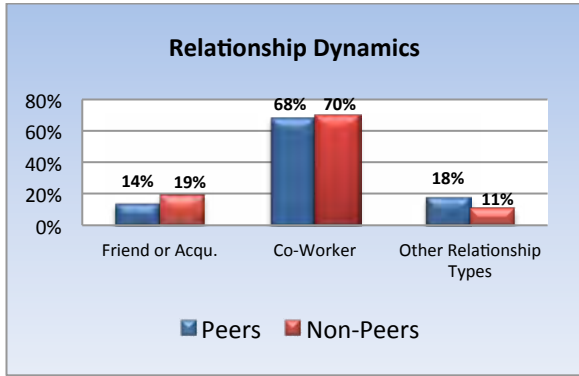
**Frequent Location of Adult Sexual Assaults: Residences, Barracks, & Hotels**

- 67 percent of adult sexual assaults occurred in a Residence, in the Barracks/Officer or Enlisted Quarters, or a Hotel.
- Incidents at Residences occurred both on base (45%) and off base (52%).

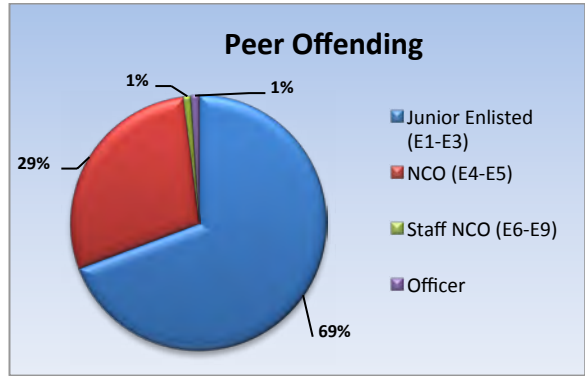
- 49 percent of USMC on USMC adult sexual assaults occurred among peers.<sup>20</sup>
- 50 percent of USMC on USMC adult sexual assaults occurred among non-peers.

<sup>19</sup> Included in the total 518 are six delayed reports of pre-2012 incidents and four reports of attempted assault. These 10 reports were excluded when the offense specification were itemized.

<sup>20</sup> Peer groups were established as Junior Enlisted (E1-E3), Non-Commissioned Officers (E4-E5), Staff Non-Commissioned Officers (E6-E9), and Officers

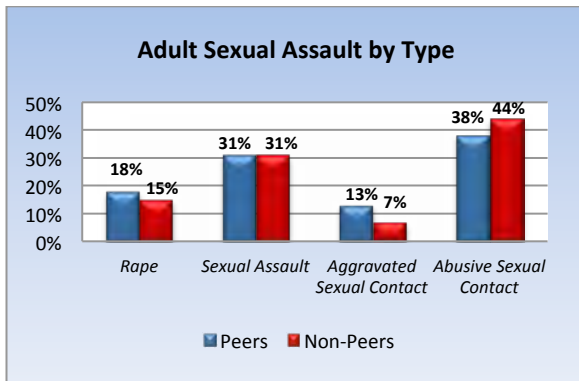


- The largest relationship group for both peers and non-peers was among co-workers.



**Junior Enlisted Group**

- An equal split of incidents of Sexual Acts and Sexual Contact occurred.
- 69 percent involved co-workers.
- 54 percent involved alcohol.



- There were similar trends of Sexual Contact and Sexual Act incidents in both the peer and non-peer groups.

**Non-Commissioned Officer**

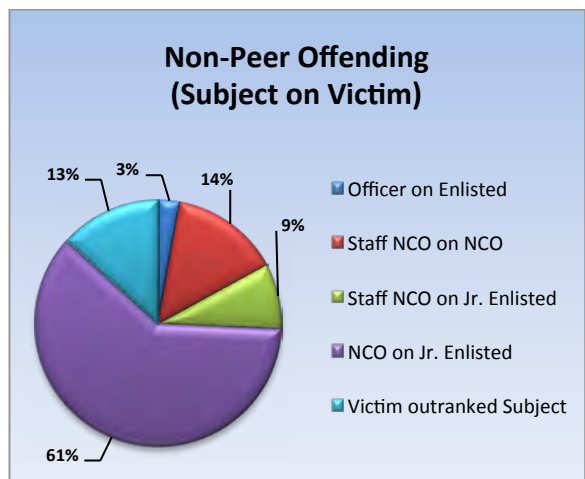
- An equal split of incidents of Sexual Acts and Sexual Contact occurred.
- 70 percent involved co-workers.
- 53 percent involved alcohol.

**Offending of Non-Peers**

- 87 percent involved a superior ranking Officer or NCO offending against a victim in a lower peer group.

**Offending of Peers**

- Peer on Peer offending was seen in the Junior Enlisted, Non-Commissioned Officer (NCO), Staff Non-Commissioned Officer (Staff NCO), and Officer groups.



NCO Subjects

- An equal split of incidents of Sexual Acts and Sexual Contact occurred.
- 70 percent involved co-workers.
- 58 percent involved alcohol.

Officer and Staff NCO Subjects

- An equal split of incidents of Sexual Acts and Sexual Contact occurred.
- 81 percent involved co-workers.
- 44 percent involved alcohol.

**Adult Sexual Assault of Spouses**

Incident Information

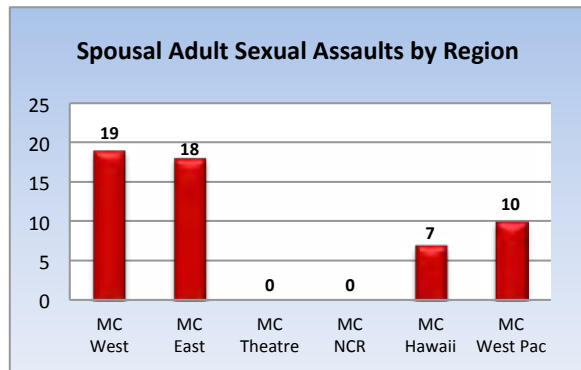
- *Rape* has a higher incidence rate in the Spouse relationship group.
- Spousal-related assaults were more likely to include delayed reporting.
- 94 percent occurred at a residence.
- 28 percent of the Spousal-related assaults involved the use of alcohol.

Subject Information

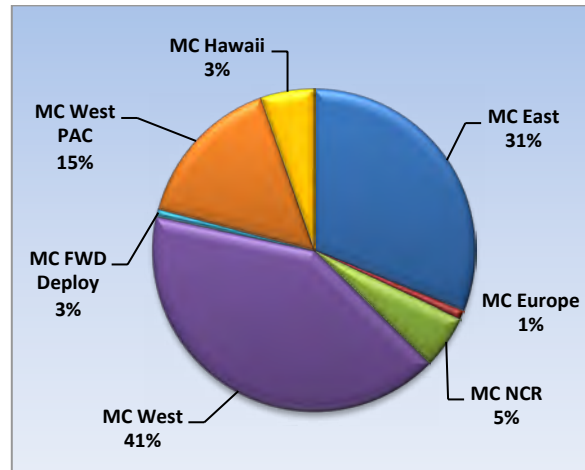
- 98 percent of subjects were male.
- 96 percent were USMC Active Duty.
- 67 percent were E3, E4 or E5 grade.

Victim Information

- 98 percent of victims were female.
- 87 percent were Civilians.

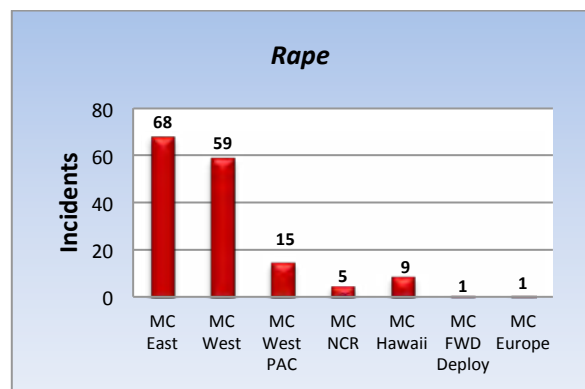


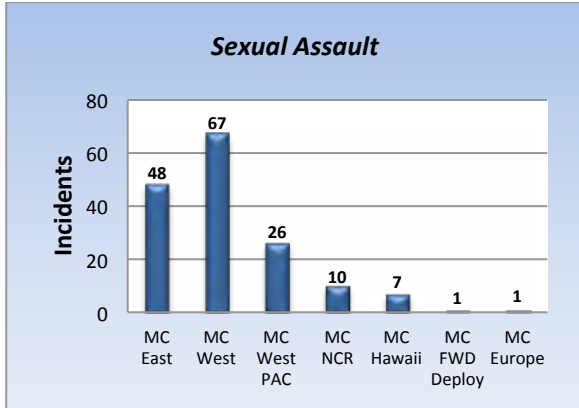
**Marine Corps Region Overview**



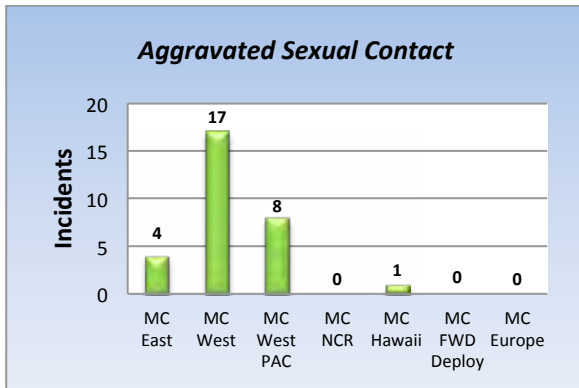
- The MC West region reported the highest number of *Sexual Assault*, *Aggravated Sexual Contact*, and *Abusive Sexual Contact* incidents.
- The MC East region reported the highest number of *Rape* incidents.
- The highest number of incidents of adult sexual assault OCONUS were reported in the MC West Pacific region.

**Types of Assault by MC Region**





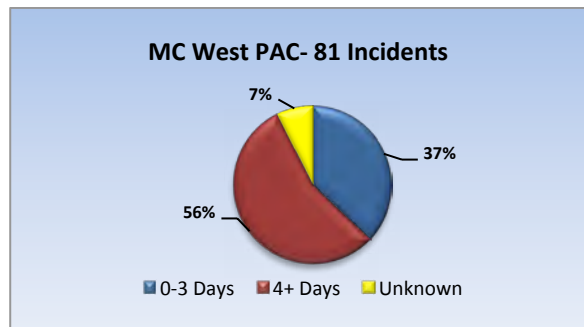
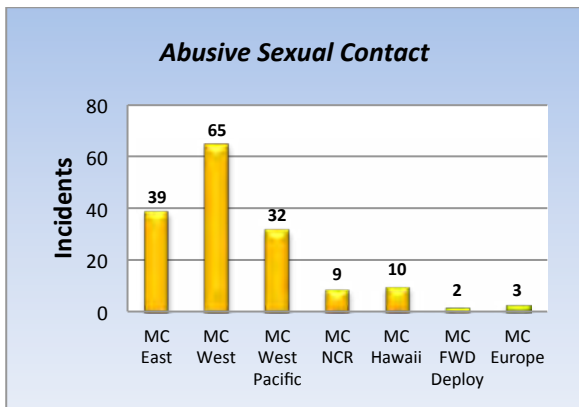
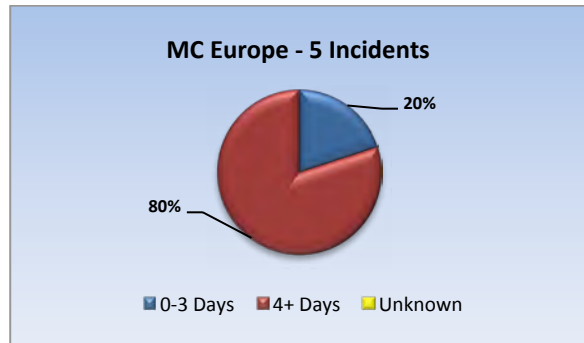
- Incidents of *Aggravated Sexual Contact* and *Abusive Sexual Contact* were much more likely to occur on base.
- Incidents of *Rape* and *Sexual Assault* were slightly more likely to occur off base.
- Incidents reported in the MC West Pacific, MC Hawaii, and in the MC West regions occurred more often on base.
- All other regions showed equal trends of on-base and off-base incident occurrence.



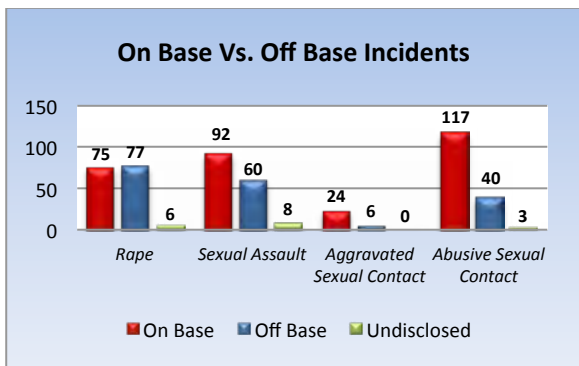
#### Delayed Reporting Trends

The graphs below depict the number of adult sexual assault incidents reported in each of the MC regions segmented by the number of days the victim waited prior to reporting.

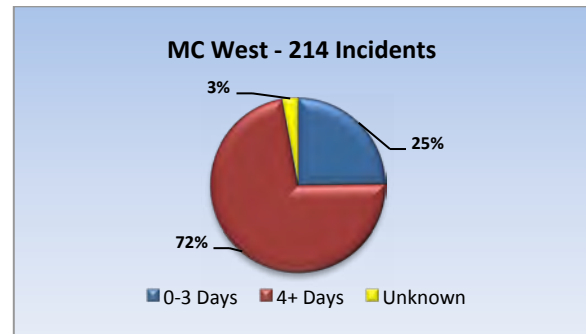
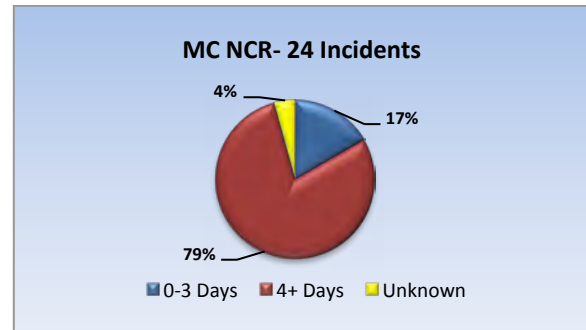
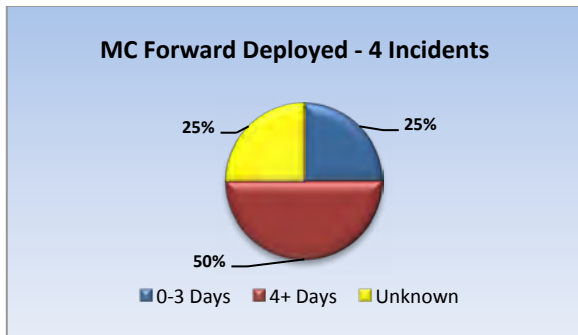
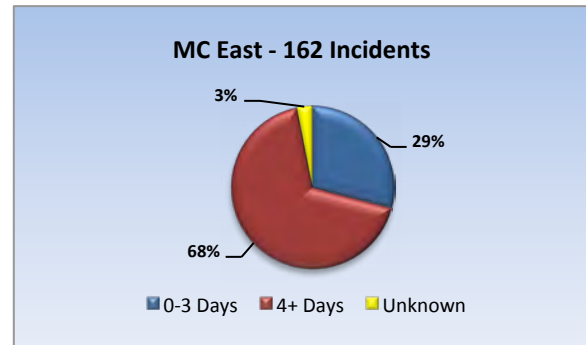
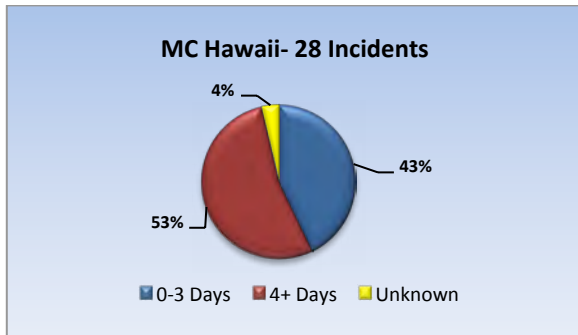
#### OCONUS



#### Incidents On and Off Base

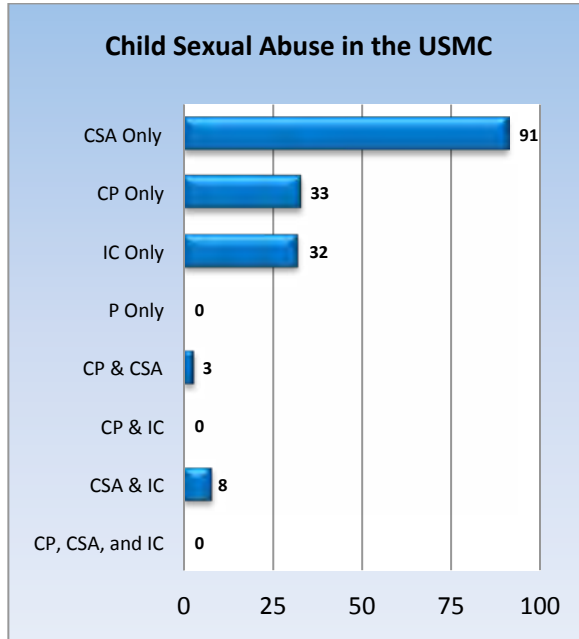


CONUS



**CHILD SEXUAL ABUSE**

In CY 2014, 387 child sexual abuse offenses were reported in the DON, with 167 of these offenses affecting the USMC<sup>21</sup>. Below is a breakdown of all types of child sexual abuse for CY 2014 for the USMC, including Contact Sexual Abuse (CSA), Child Pornography (CP), Internet Contact (IC), and Child Prostitution (P).



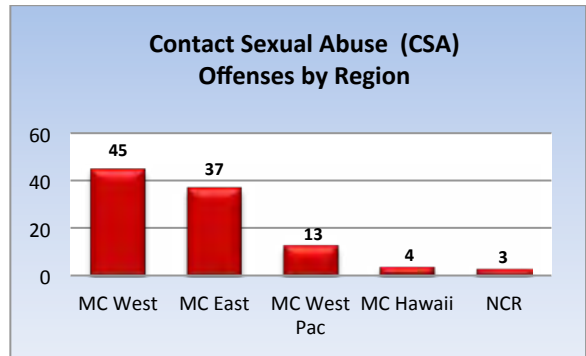
**Contact Sexual Abuse**

Child contact sexual abuse (CSA) includes sex crimes where the victim is a under the age of 16. The offense types include rape, attempted rape, carnal knowledge, attempted carnal knowledge, molestation, sodomy, aggravated assault with intent to commit sodomy, indecent acts not amounting to sodomy, and other sex related crimes (incest, indecent exposure, obscene telephone calls, voyeurism, etc.).

<sup>21</sup> Count for total child sexual abuse cases is based on how many victims were involved in the case instead of the number of incidents as some cases involved multiple victims who each experienced different types of abuse.

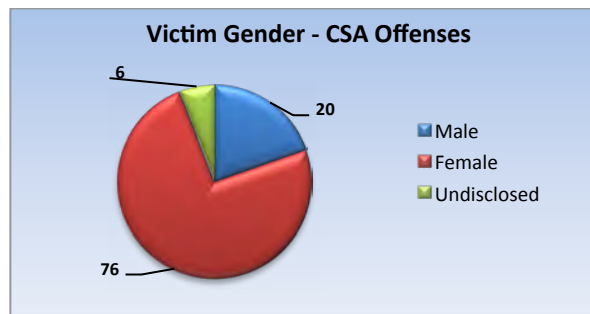
**Location**

- The majority of CSA offenses<sup>22</sup> were committed in the MC West and MC East regions.
- 50 percent of CSA cases occurred off base, with 41 percent on base and 9 percent at an undisclosed location or multiple locations.
- 67 percent occurred in a residence.



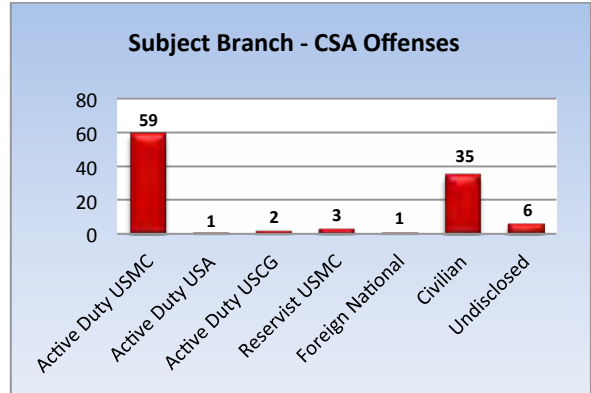
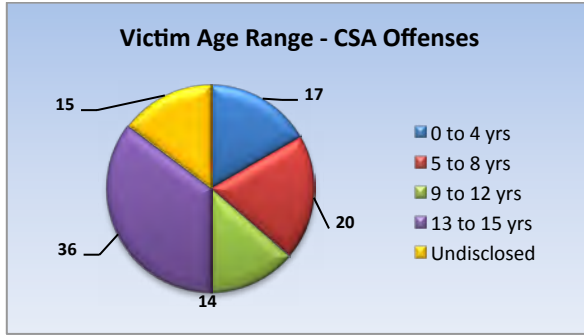
**Victim Characteristics<sup>23</sup>**

- 72 percent of CSA offense victims were female, with 6 percent of the victims having an unidentified gender
- The highest percentage of victims was between the ages of 13 years and 15 years.



<sup>22</sup> Count for location data is based on the number of incidents. Incident counts were also used for the subsequent child pornography and internet contact sections.

<sup>23</sup> Due to the presence of multiple victims and subjects associated with CSA cases, the victim and subject counts will be higher than the incident count. Multiple victims and subjects were also associated with the child pornography and internet contact sections that follow.

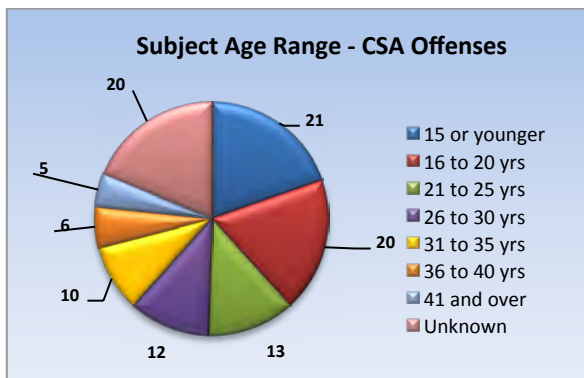
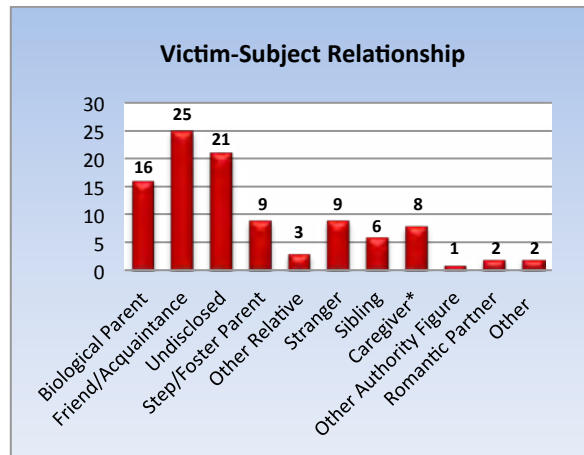



**Subject Characteristics**

- 93 percent of subjects were male.
- The majority of subjects were 25 years of age or younger, with 20 percent between the ages of under the age of 15, 19 percent between the ages of 16 and 20, and 12 percent between the ages of 21 and 25.
- 55 percent of subjects were active duty USMC members and 33 percent were civilians.

**Relationships**

- Common victim-subject relationships include friend or acquaintance, biological parent, step/ foster parent, stranger, and caregiver/babysitter/ teacher.
- 21 of the relationships (24 percent) were undisclosed and/or unknown



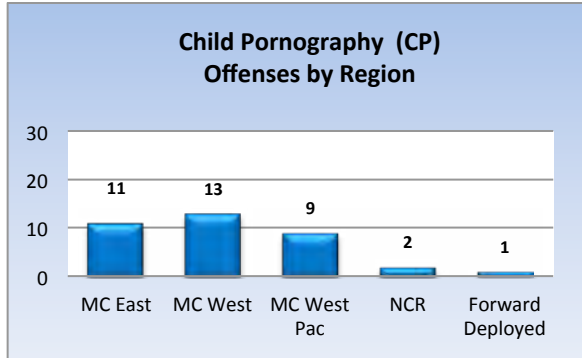
\*The above chart, reflecting the victim's relationship to the subject, is based on the total number of sexual contact victims; caregiver includes babysitter and teacher.

**Child Pornography**

Child pornography offenses (CP) include incidents of making, selling, or transmitting obscene objects, writings, pictures, or photographs (includes images in digital files), where the image is of a child under the age of 18 years.

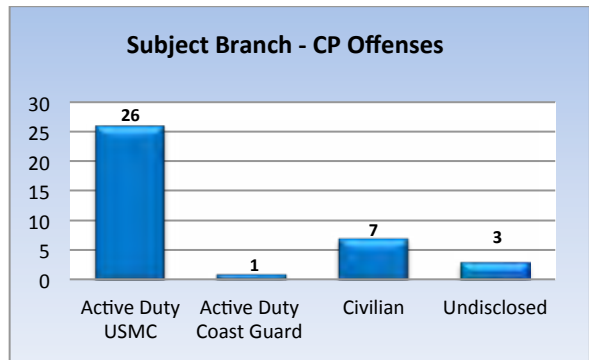
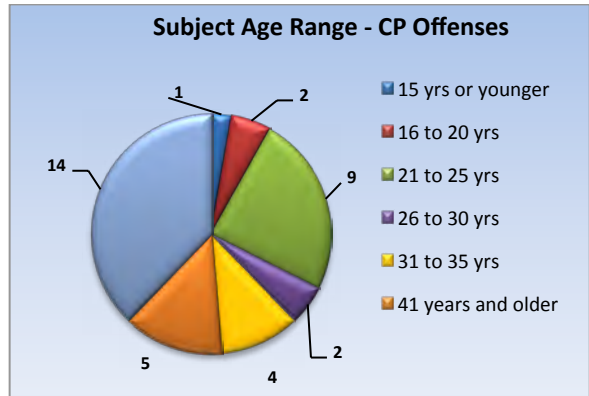

Location

- The majority of CP offenses<sup>24</sup> were committed in the MC West and MC East regions, with 1 offense occurring in the Forward Deployed region.



Subject Characteristics

- 33 of the 37 subjects involved in CP were male; 0 were female; and 4 were undisclosed.
- The majority of subjects were ages 16 to 35, with 24 percent between the ages of 21 and 25.
- 70 percent of subjects were active duty USMC members and 19 percent were civilians.



Internet Contact

Forty internet contact (IC) offenses affected the USMC in CY 2014; a decrease of 15 percent from CY 2013. IC offenses include incidents in which an adult communicates with either a child under the age of 18, or an undercover officer/agent who is posing as a child under the age of 18, over the internet for the purpose of one or more of the following:

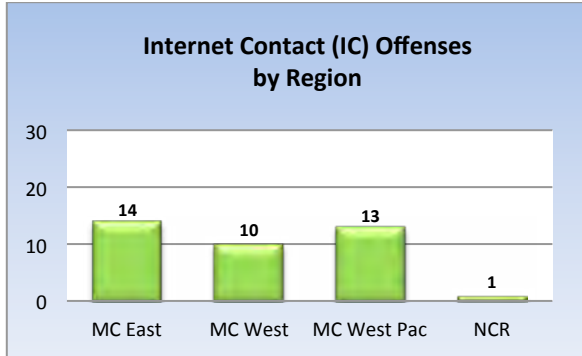
- Conversations of a sexual nature.
- Requests for sexual/nude photographs and/or videos of the victim.
- Subjects sending sexual/nude photographs and/or videos to the victim.
- Solicitation of a minor to meet in person for sexual acts.

<sup>24</sup> Location data is calculated by incident count.



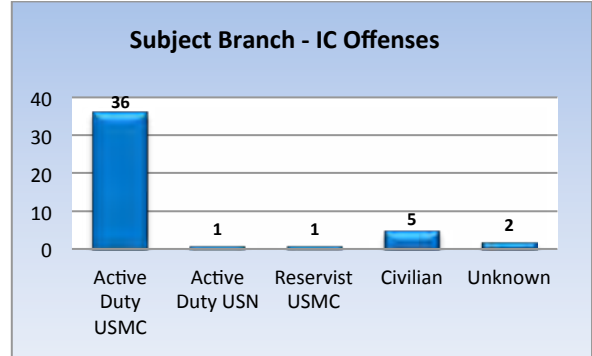
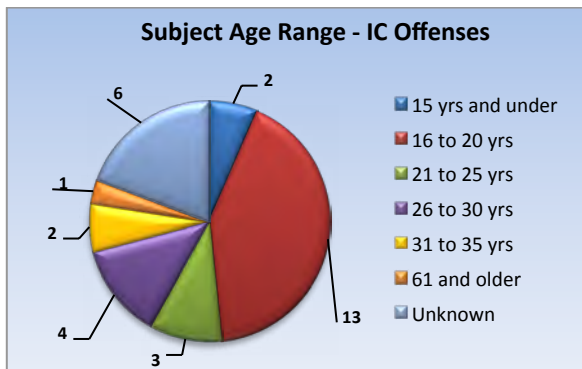
Location

- The majority of IC cases occurred in the MC East, followed by MC West Pac and MC West.



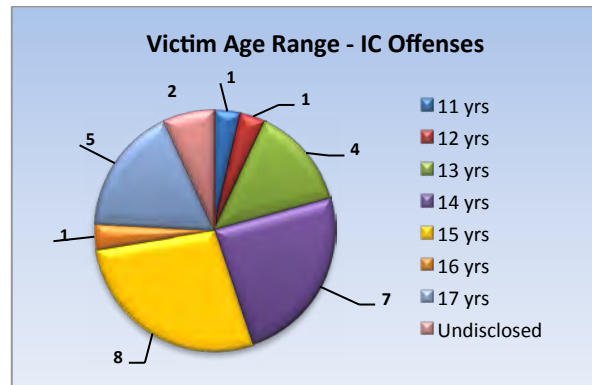
Subject Characteristics

- 37 of the 41 subjects involved in IC cases were male; 3 subjects were female and only 1 had an undisclosed sex.
- The majority of subjects were ages 16 to 25 (63%).
- 80 percent of subjects were active duty USMC members and 15 percent were civilians.



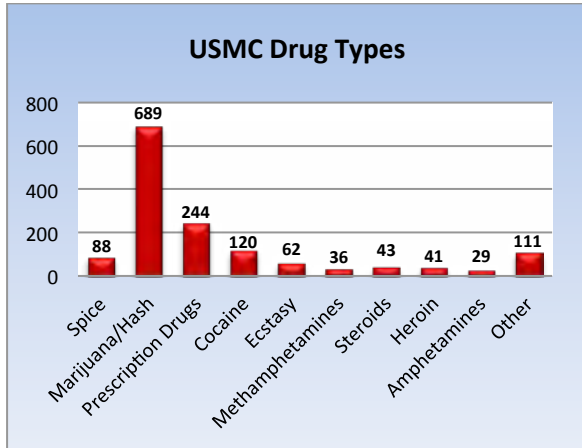
Victim Characteristics

- 10 of the 40 "victims" in the IC cases were undercover agents or officers.
- 30 child victims were involved in IC cases.
  - 28 child victims were female and 2 were male.
  - The child victims ranged in age from 11 to 17 years.



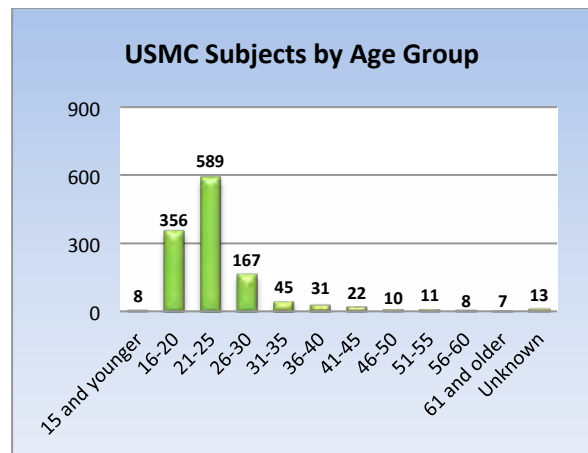
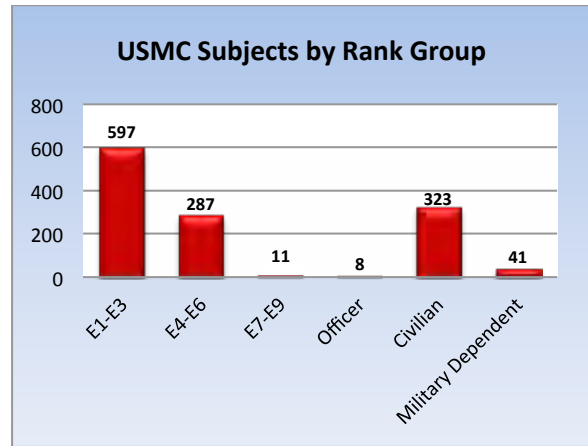
**NARCOTICS**

The USMC accounted for 1,267 of the 2,011 DON narcotics subjects reported in CY 2014. The following graph depicts the drug types associated with those subjects.



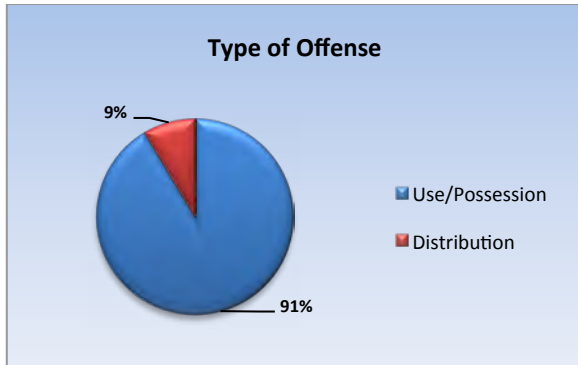
- In 155 instances, subjects were involved with multiple drugs.
- Offenses involving Methamphetamines and Spice notably decreased in CY14.
- Offenses involving Prescription Drugs, Marijuana, Cocaine, Amphetamines and Ecstasy increased in CY14.
- Offenses involving LSD and a synthetic drug similar to LSD called 25B-NBOMe or 25C-NBOMe were identified in CY14 as well as increases in the abuse of over-the-counter cough and cold medication.

Similar to the USN, the average rank of the active duty USMC subjects fell within the E1-E3 rank group and the average age ranged between 21 and 25 years old.



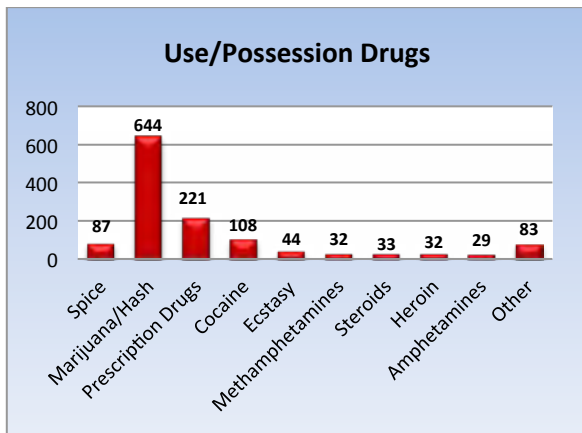
- The most prevalent locations for drug abuse included barracks or residences, government and military buildings, and Entry and/or Exit Gates.
- Other locations included Roadways, Vehicles and Parking Lots.

The majority of narcotics related subjects were involved in use and/or possession as opposed to distribution.



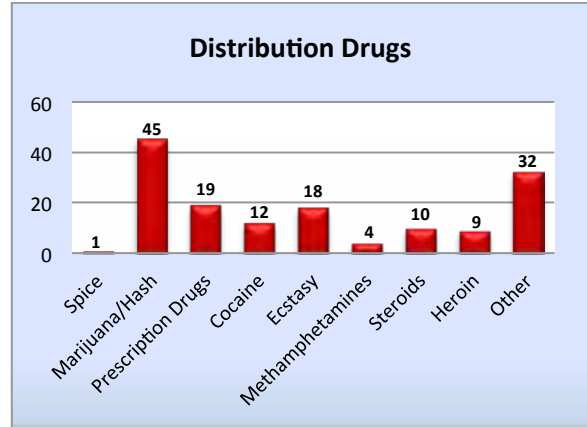
**Use/Possession**

Marijuana resumed the top spot as the drug of choice in the USMC Use/Possession category. In 126 instances, subjects abused multiple drug types. The following graph depicts all the drugs in this category.



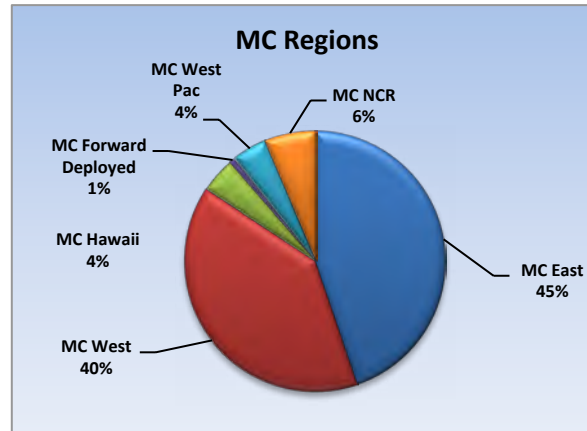
**Distribution**

In USMC-affected illegal narcotics distribution reports/investigations, the most reported was that of Marijuana. There were 29 subjects that dealt in two or more drugs.



**Marine Corps Regional Information**

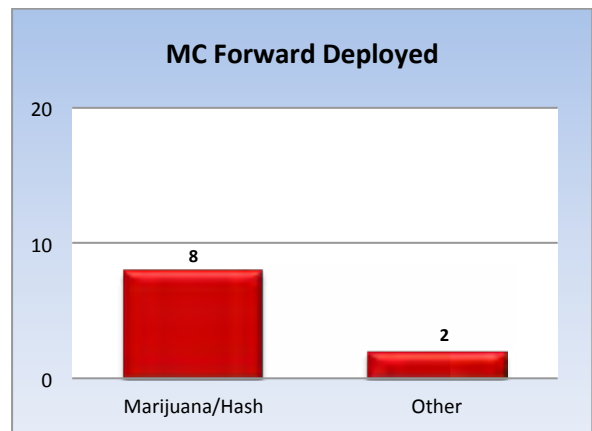
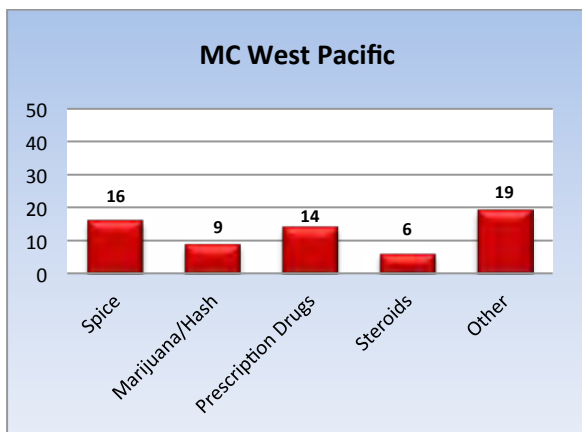
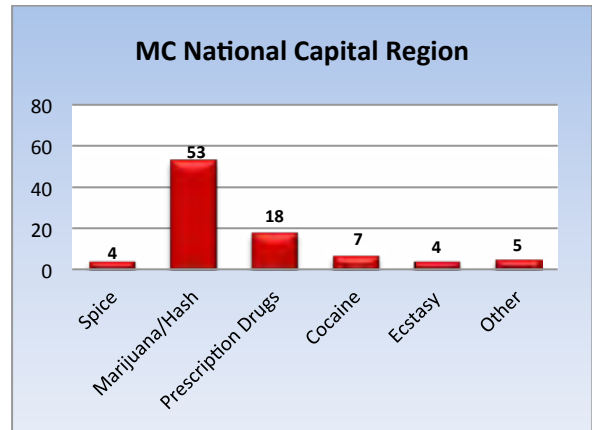
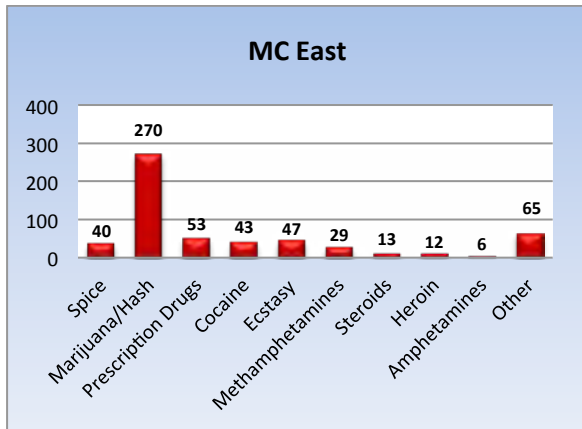
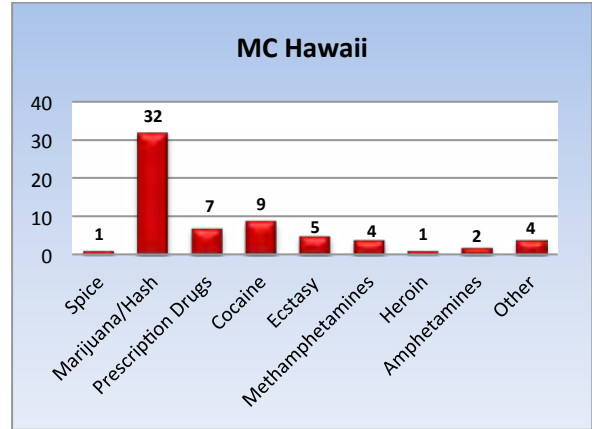
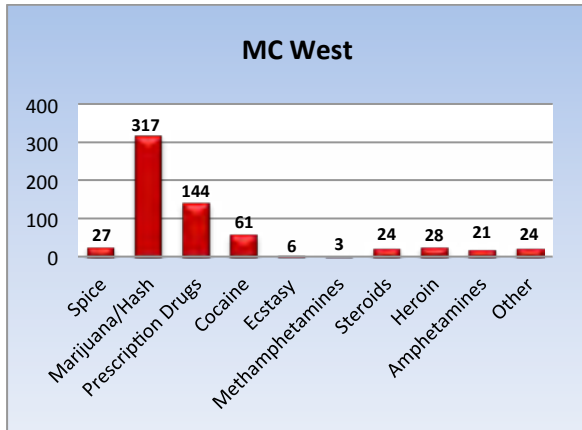
The following pie chart depicts the overall drug reports/investigations initiated by offices within the respective USMC regions. An additional category of MC Forward Deployed was included to capture reports/investigations generated in the Iraq and Afghanistan theaters of operation.



The following six graphs provide a detailed breakdown of each region.


- The majority of reports/investigations were generated in the East and West regions.
- The MC East region had the majority of reports involving Prescription Drugs, Marijuana, Cocaine, Steroids, Heroin and Amphetamines.
- The MC West region had the majority of reports involving Methamphetamines, Spice, Ecstasy, and LSD.

- Additionally, the incidence of the 25B-NBOMe or 25C-NBOMe drug type was largely reported in the MC East region and the abuse of over-the-counter cough and cold medications were reported in the MC West Pac region.




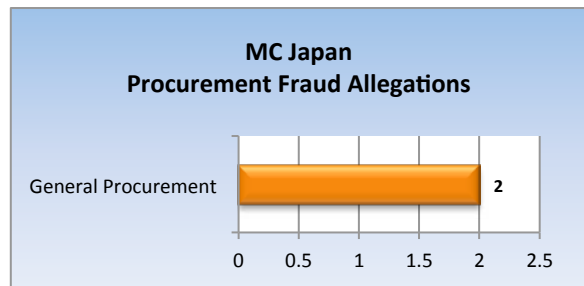
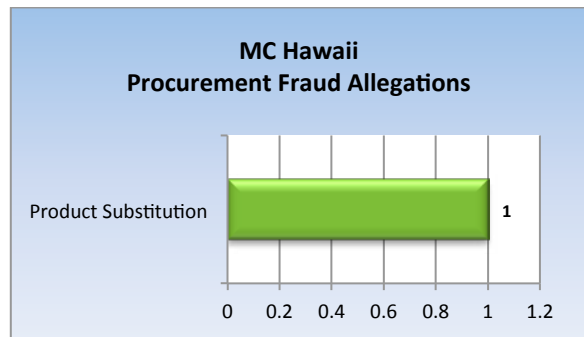
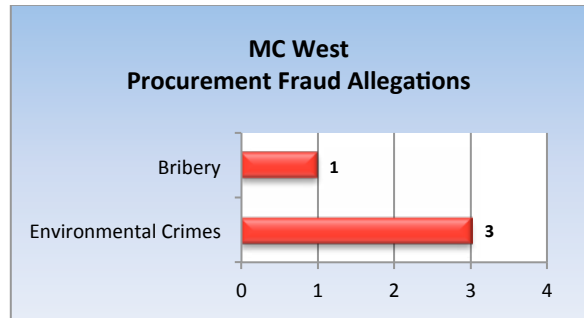
**PROCUREMENT FRAUD**

In CY 2014, a total of 22 procurement fraud allegations were reported by USMC offices and commands. The following pie chart provides an overview of the Marine Corps (MC) regions reporting procurement fraud allegations.




- The majority of procurement fraud allegations were reported in the MC East Region, followed by the MC West Region.
- General procurement and product substitution allegations were most commonly reported within these regions.

The following graphs provide an overview of procurement fraud allegations reported within each of the MC regions.

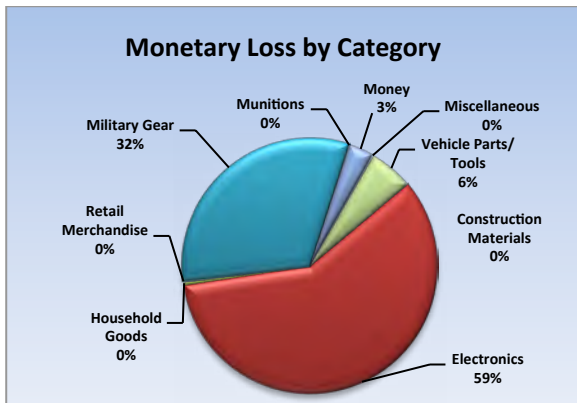


**PROPERTY**

The USMC accounted for 657 of the 2,055 property crime reports/investigations in the DON. The following graph depicts the overall numbers for the property type categories.



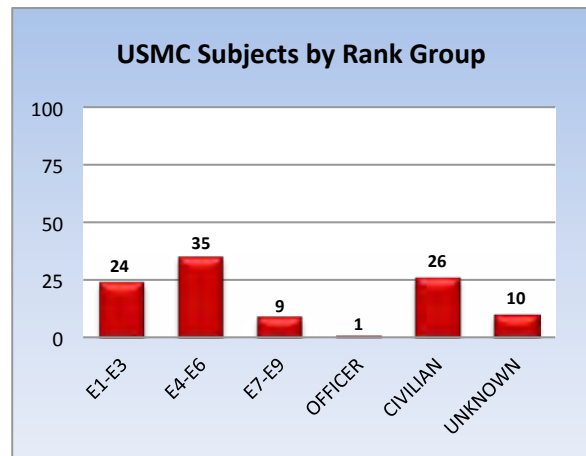
For those USMC-related cases where loss value was reported, the property loss to the U.S. Government was estimated at \$7,698,931. The following chart illustrates the percentage of monetary loss in each category, with the "Unknown" category excluded.<sup>25</sup>



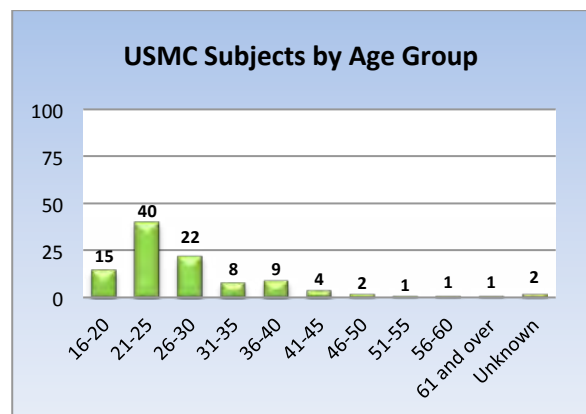
<sup>25</sup> The number of unknown property types is primarily attributed to lack of specifics provided by USN and USMC law enforcement reporting within CLEOC.

- The largest monetary loss occurred in the Electronics and Military Gear categories.
- The majority of DON losses in the Military Gear category came from USMC reporting.

Many of the subjects of property crime reports/investigations were not identified. The USMC accounted for 105 (11%) of the 963 subjects identified in all DON property crime investigations. Active duty personnel in the enlisted ranks E1-E9 comprised approximately 65 percent of the subjects identified in incidents affecting the USMC.

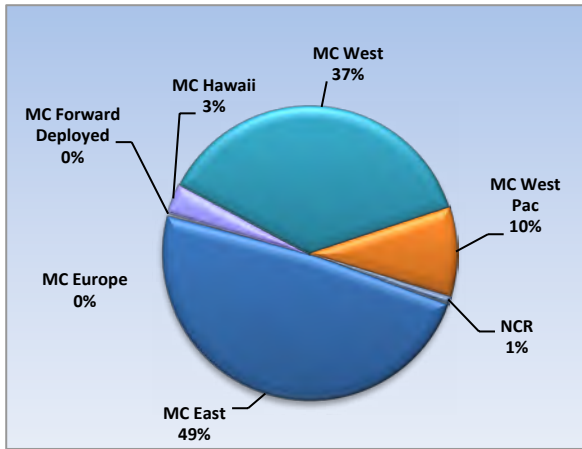


Over half of the subjects were between the ages of 21-30.

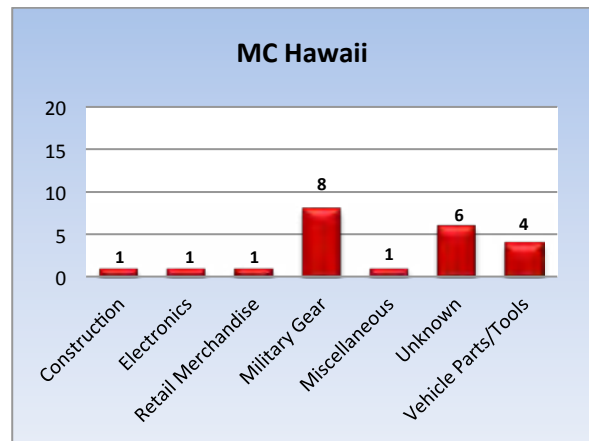
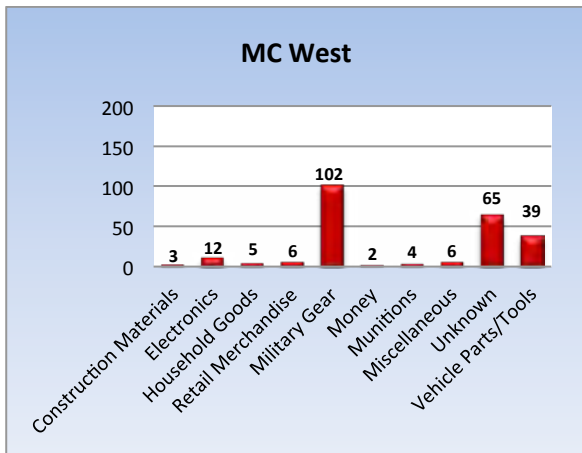
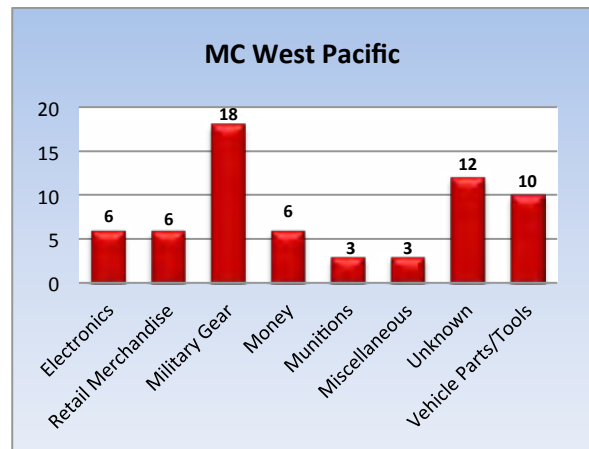
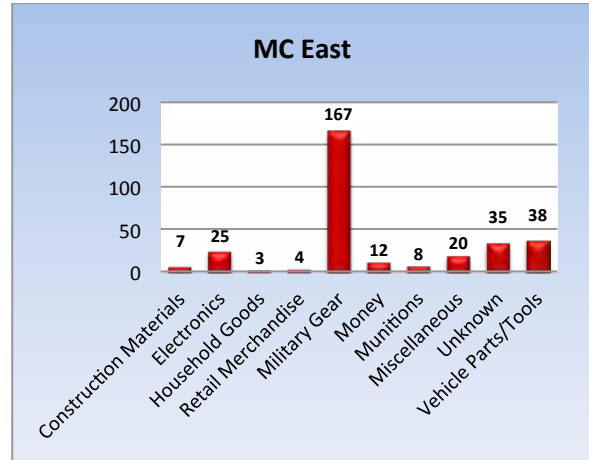


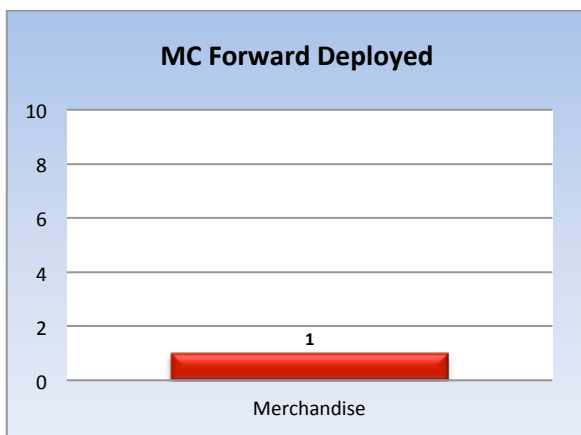
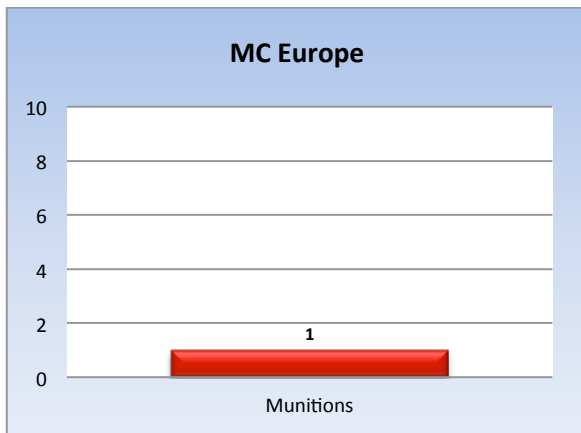
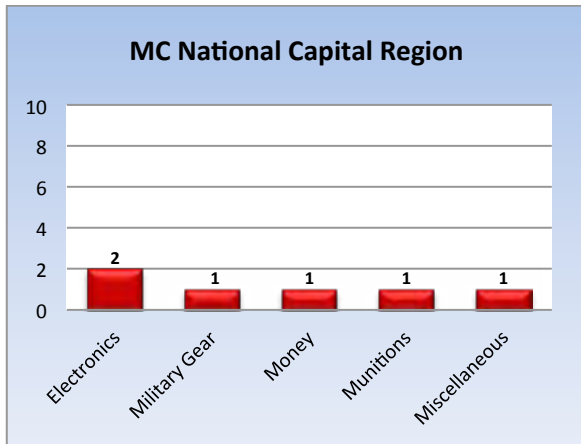
**Marine Corps Regional Information**

The following pie chart depicts overall property loss offenses for all reports/investigations originating from the respective USMC regions. An additional category of MC Forward Deployed was included to capture reports/investigations generated in the Iraq and Afghanistan theaters of operation.



The majority of reports/investigations were generated in the USMC regions East and West, with the most prevalent loss involving Military Gear. The following six graphs provide a detailed breakdown of each region.







## USMC INVESTIGATIVE HIGHLIGHTS

This section highlights the outcome of several criminal investigations impacting the USMC during CY 2014.

### *General Crimes*

#### 144 YEARS FOR CHIEF WARRANT OFFICER FOR CONSPIRACY TO RAPE A CHILD, CHILD PORNOGRAPHY

An investigation was initiated after the Department of Homeland Security Investigations (HSI) notified NCIS that subject, a USMC Chief Warrant Officer 4, was implicated in conducting financial transactions with a Philippine national involved in the sexual exploitation of young children and the production of child pornography. The subject was identified as having sent funds in excess of \$43,000 to the Philippine national between April 2007 and April 2013. The investigation also revealed travel itineraries to the Philippines for subject and his desire to engage in sex acts with young girls. NCIS coordinated with the Philippine National Police, which resulted in the arrest of the Philippine national and the rescue of several child victims. Twelve victims rescued from the Philippine residence were interviewed by NCIS at the International Justice Mission in Cebu, Philippines, and seven victims identified the USMC subject as having viewed and directed their exploitation. The subject was interrogated and admitted receiving child pornography and "directing" over 80 live-stream movies of children engaged in sex acts. The subject pleaded guilty at a General Court-Martial, under a pre-trial agreement, to multiple counts of conspiracy to commit sexual assault of a child, conspiracy to rape a child, sexual abuse of a child, and receipt of child pornography. He was sentenced to 144 years in prison, forfeiture of all pay and allowances, dismissal from service, and upon his release, must register as a sex offender.

#### CORPORAL RECEIVES 48 YEARS FOR RAPE AND ATTEMPTED MURDER

A USMC Corporal was sentenced to 48 years in prison on September 19, 2014 at a General Court-Martial at Camp Pendleton, California, after he pleaded guilty to the rape, attempted murder, maiming, and kidnapping of a USMC Lance Corporal. The Corporal received a dishonorable discharge, reduction to E-1, and forfeiture of all pay and allowances. He will also be required to register as a sex offender upon release from custody. The attack

occurred early on January 18, 2014, when the Corporal knocked on the door of the victim's barracks room. He forced his way in and threatened her with a knife. The victim said the Corporal raped her and forced her into the bathroom, where he stabbed her 18 times. After he left, the victim was able to crawl away and seek help. She was treated and underwent several hours of surgery for stab wounds. The Corporal was interrogated, during which he waived his legal rights and made several admissions to NCIS investigators. He later invoked his right to counsel. DNA evidence was recovered that directly linked the Corporal to the crime.

#### STAFF SERGEANT'S WIFE SENTENCED TO 22 YEARS FOR PRODUCING, TRANSMITTING CHILD PORNOGRAPHY

On October 3, 2014 a USMC dependent wife was sentenced to 22 years in federal prison and lifetime probation. She is not to have contact with her children, and she must register as a sex offender upon release. The investigation was initiated in March 2013; upon notification the subject was sending child pornography of her children to a civilian friend in Louisiana. The subject was questioned and arrested after admitting to exchanging child pornography with a civilian in Louisiana and providing child pornography to another man in Massachusetts. Evidentiary reviews disclosed at least 1,230 images of suspected child pornography involving children other than her own, as well as five images of two of her own children, both under eight years of age. The civilian in Louisiana pleaded guilty to producing and distributing child pornography and was sentenced to 15 years' confinement. He is also facing state charges for molesting his daughter. This case was investigated in conjunction with the San Diego Internet Crimes Against Children Task Force, Homeland Security Investigations, and the Massachusetts State Police.

### *General Fraud*

#### MARINE SENTENCED TO 15 MONTHS' CONFINEMENT, ORDERED TO PAY \$20,400 RESTITUTION

On November 12, 2014, a USMC Corporal was sentenced in U.S. District Court for the Eastern District of Virginia to 15 months' confinement and ordered to pay restitution of \$20,400. The embezzlement scheme, which NCIS identified through a proactive data-mining initiative, involved the Corporal creating 23 fraudulent vouchers in the

66

UNCLASSIFIED

Defense Travel System (DTS) while he was a DTS administrator. The investigation determined the Corporal directed the deposit of \$22,000 into his credit union account. He also stole \$6,000 in per diem payments, attempted to deposit \$3,800 into his account as split partial payments on three other vouchers, and attempted to direct \$20,400 in payments to his government credit card. The combined actual and attempted loss totaled nearly \$46,000. The Corporal, who had since been reassigned to a U.S. Embassy Marine Corps Security Detachment, was escorted back to the United States

by the U.S. Marines Corps and was arrested on wire fraud and aggravated identity theft charges in January 2014 at Dulles International Airport.

**WWW.NCIS.NAVY.MIL**

UNCLASSIFIED