



governmentattic.org

"Rummaging in the government's attic"

Description of document: US Census Bureau slide presentation entitled: Linking Administrative Records at the U.S. Census Bureau, 2015

Requested date: 08-September-2017

Released date: 13-September-2017

Posted date: 16-October-2017

Source of document: Freedom of Information Act Request
U.S. Census Bureau, Room 8H027
ATTN: FOIA Office
4600 Silver Hill Road
Washington, DC 20233-3700
Fax: 301-763-6239 (ATTN: FOIA Office)
Email: census.efoia@census.gov

The governmentattic.org web site ("the site") is noncommercial and free to the public. The site and materials made available on the site, such as this file, are for reference only. The governmentattic.org web site and its principals have made every effort to make this information as complete and as accurate as possible, however, there may be mistakes and omissions, both typographical and in content. The governmentattic.org web site and its principals shall have neither liability nor responsibility to any person or entity with respect to any loss or damage caused, or alleged to have been caused, directly or indirectly, by the information provided on the governmentattic.org web site or in this file. The public records published on the site were obtained from government agencies using proper legal channels. Each document is identified as to the source. Any concerns about the contents of the site should be directed to the agency originating the document in question. GovernmentAttic.org is not responsible for the contents of documents published on the website.



UNITED STATES DEPARTMENT OF COMMERCE
Economics and Statistics Administration
U.S. Census Bureau
Washington, DC 20233-0001
OFFICE OF THE DIRECTOR

September 13, 2017

This letter is in response to your correspondence, dated September 8, 2017, to the U.S. Census Bureau's Freedom of Information Act (FOIA) Office. We received your request in this office on September 8, 2017, and have assigned to it tracking number DOC-CEN-2017-001828. We are responding under the FOIA to your request for:

A copy of the slide presentation by Amy O'Hara entitled: Linking Administrative Records at the U.S. Census Bureau that was created approximately in 2015.

Enclosed is one (1) document (23 pages) that is responsive to your request. The record is fully releasable and provided to you free of charge.

You have the right to appeal this FOIA response. An appeal must be received within 90 calendar days of the date of this response letter. Address your appeal to the following office:

Assistant General Counsel for Litigation, Employment and Oversight
Room 5896
U.S. Department of Commerce,
1401 and Constitution Avenue, N.W.
Washington, D.C. 20230

An appeal may also be sent by e-mail to FOIAAppeals@doc.gov, by facsimile (fax) to 202-482-2552, or by FOIAonline, if you have an account in FOIAonline, at <https://foiaonline.regulations.gov/foia/action/public/home#>. The appeal should include a copy of the original request and initial denial, if any. All appeals should include a statement of the reasons why the records requested should be made available and why the adverse determination was in error. The appeal letter, the envelope, the e-mail subject line, and the fax cover sheet should be clearly marked "**Freedom of Information Act Appeal.**"

September 13, 2017

Page 2


The e-mail, fax machine, FOIAonline, and Office are monitored only on working days during normal business hours (8:30 a.m. to 5:00 p.m., Eastern Time, Monday through Friday). FOIA appeals posted to the e-mail box, fax machine, FOIAonline, or Office after normal business hours will be deemed received on the next normal business day. If the 90th calendar day for submitting an appeal falls on a Saturday, Sunday or legal public holiday, an appeal received by 5:00 p.m., Eastern Time, the next business day will be deemed timely.

In addition, you may contact the Office of Government Information Services (OGIS) at the National Archives and Records Administration to inquire about the FOIA mediation services they offer. The contact information for OGIS is as follows:

**Office of Government Information Services
National Archives and Records Administration
8601 Adelphi Road-OGIS
College Park, Maryland 20740-6001
e-mail at ogis@nara.gov
telephone at 202741-5770; toll free at 1 877-684-6448
facsimile at 202-741-5769**

Please contact Deloris Reed of my staff by telephone at 301-763-2127 or by email at census.foia@census.gov if you have any questions regarding your request.

Sincerely,



Vernon E. Curry, PMP, CIPP/G
Freedom of Information Act/Privacy Act Officer
Chief, Freedom of Information Act Office

Enclosure

Enclosure

Linking Administrative Records at the U.S. Census Bureau

Amy O'Hara
Center for Administrative Records Research and Applications
U.S. Census Bureau

September 9, 2015

Topics

- Authority to acquire data with identifiers
- Data sources and uses
 - Administrative records and third party data
- Data uses and examples
 - Census and Interagency research and applications
- Public awareness and acceptance
 - Perceptions, attitudes, and behaviors

Authority

- Section 6 of Title 13, U.S. Code
- § 6 (a) The Secretary, whenever he considers it advisable, may call upon any other department, agency, or establishment of the Federal Government, or of the government of the District of Columbia, for information pertinent to the work provided for in this title.
- § 6 (b) The Secretary may acquire, by purchase or otherwise, from *States, counties, cities, or other units of government, or their instrumentalities, or from private persons and agencies, such copies of records, reports, and other material* as may be required for the efficient and economical conduct of the censuses and surveys provided for in this title.
- § 6 (c) To the maximum extent possible and consistent with the kind, timeliness, quality and scope of the statistics required, the Secretary *shall acquire and use information available from any source referred to in subsection (a) or (b) of this section instead of conducting direct inquiries.*

Data sources

Federal Administrative Records

- Centers for Medicare and Medicaid Services
- Health and Human Services
- Housing and Urban Development
- Internal Revenue Service
- Social Security Administration
- U.S. Postal Service
- Veterans Affairs

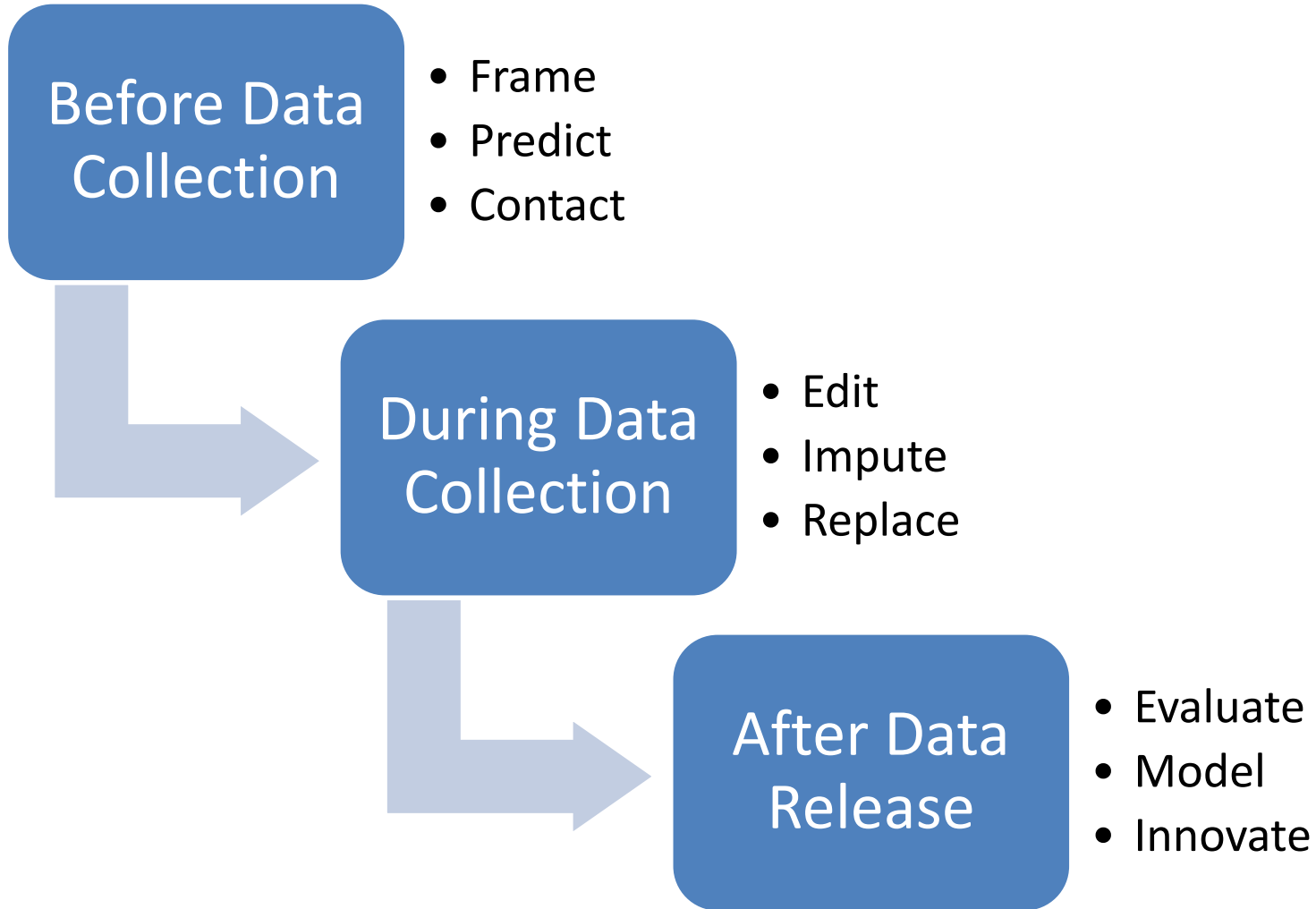
State Administrative Records

- Supplemental Nutrition Assistance Program
- Unemployment Insurance
- Women, Infants, and Children

Third Party Data

- Housing
- Persons/Households
- Phones and Emails
- Foreclosures
- Teachers/Schools

Data uses



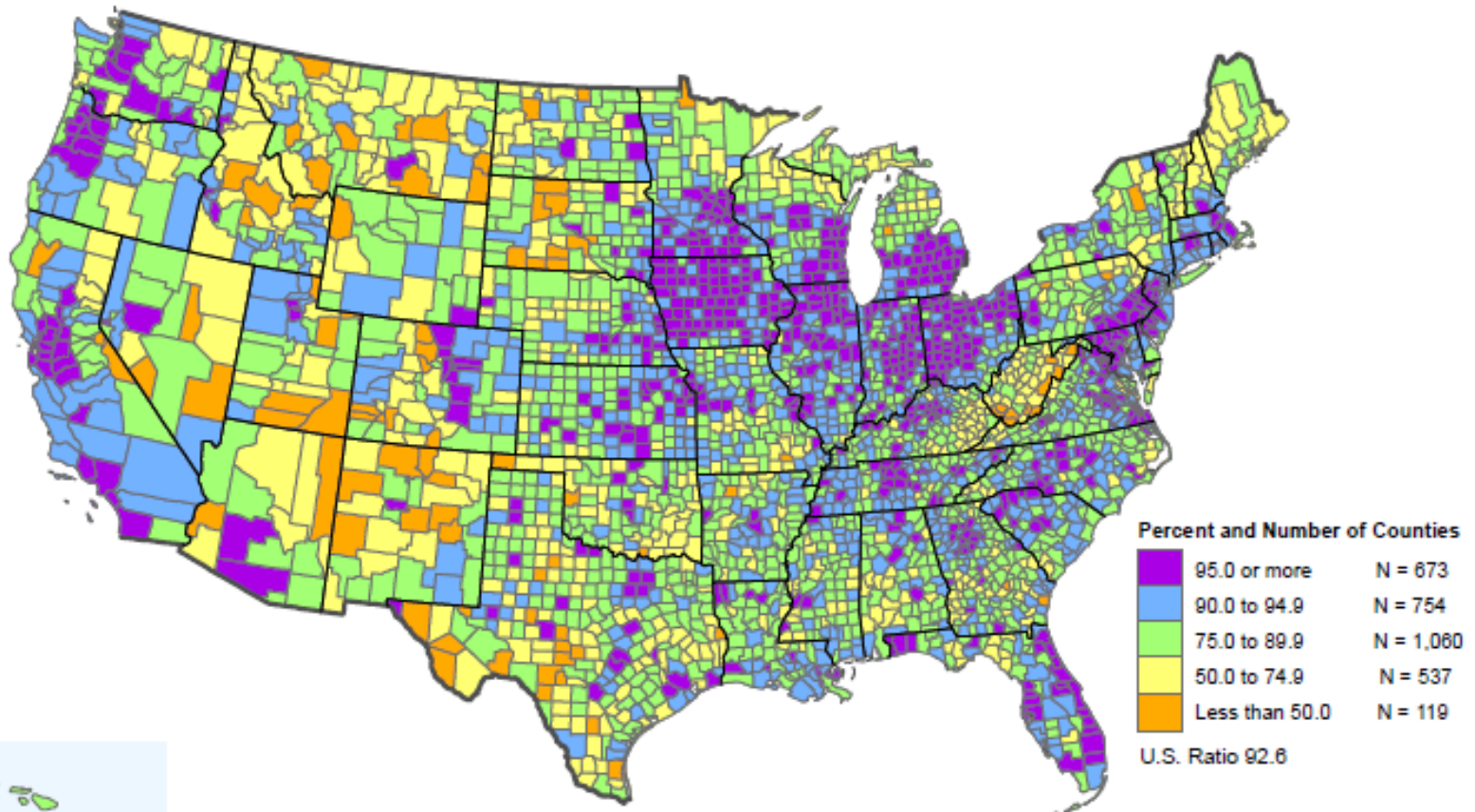
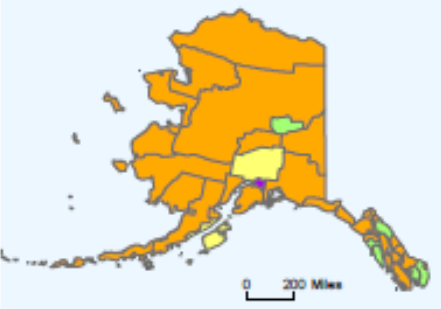
Data quality dimensions

- Relevant Content
- Accuracy
- Timeliness
- Comparability
- Technical Check
- Completeness
- Stability
- Vintage
- Data Treatment Known
- Cost

Using linked data

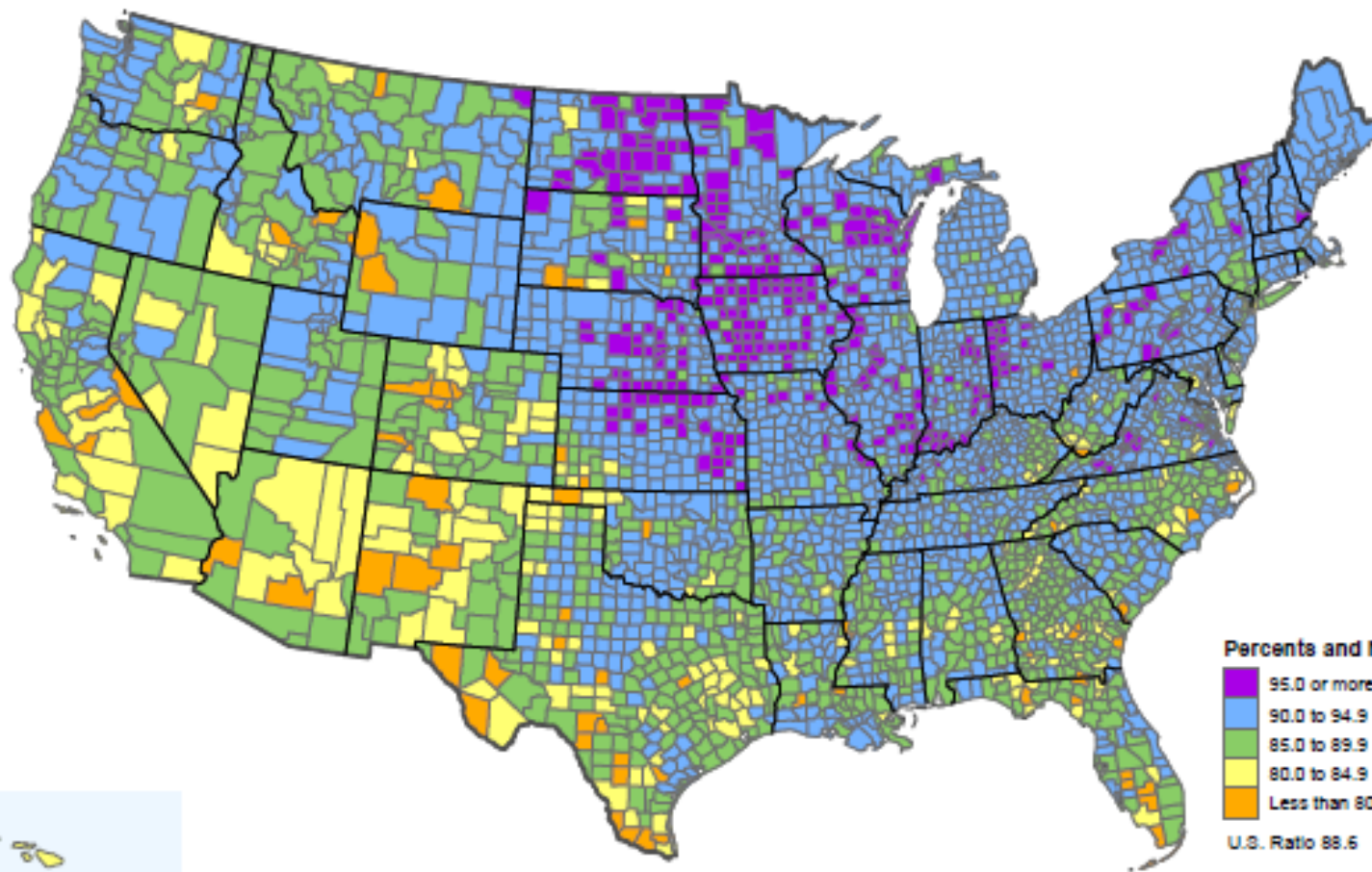
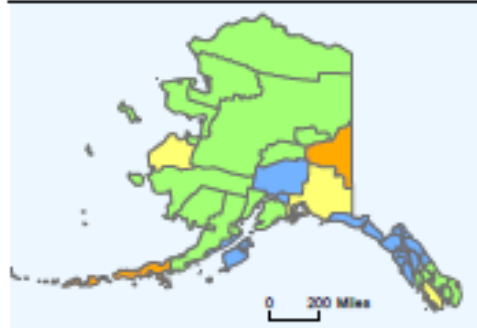
- Population estimates
- Improving surveys
- Program evaluation
- Social science research

Match ratio of 2010 Census and administrative records addresses by county



Sources: 2010 Census and 2010 Census Match Study Administrative Records Data

Match ratio of 2010 Census and administrative records persons by county



Percents and Number of Counties

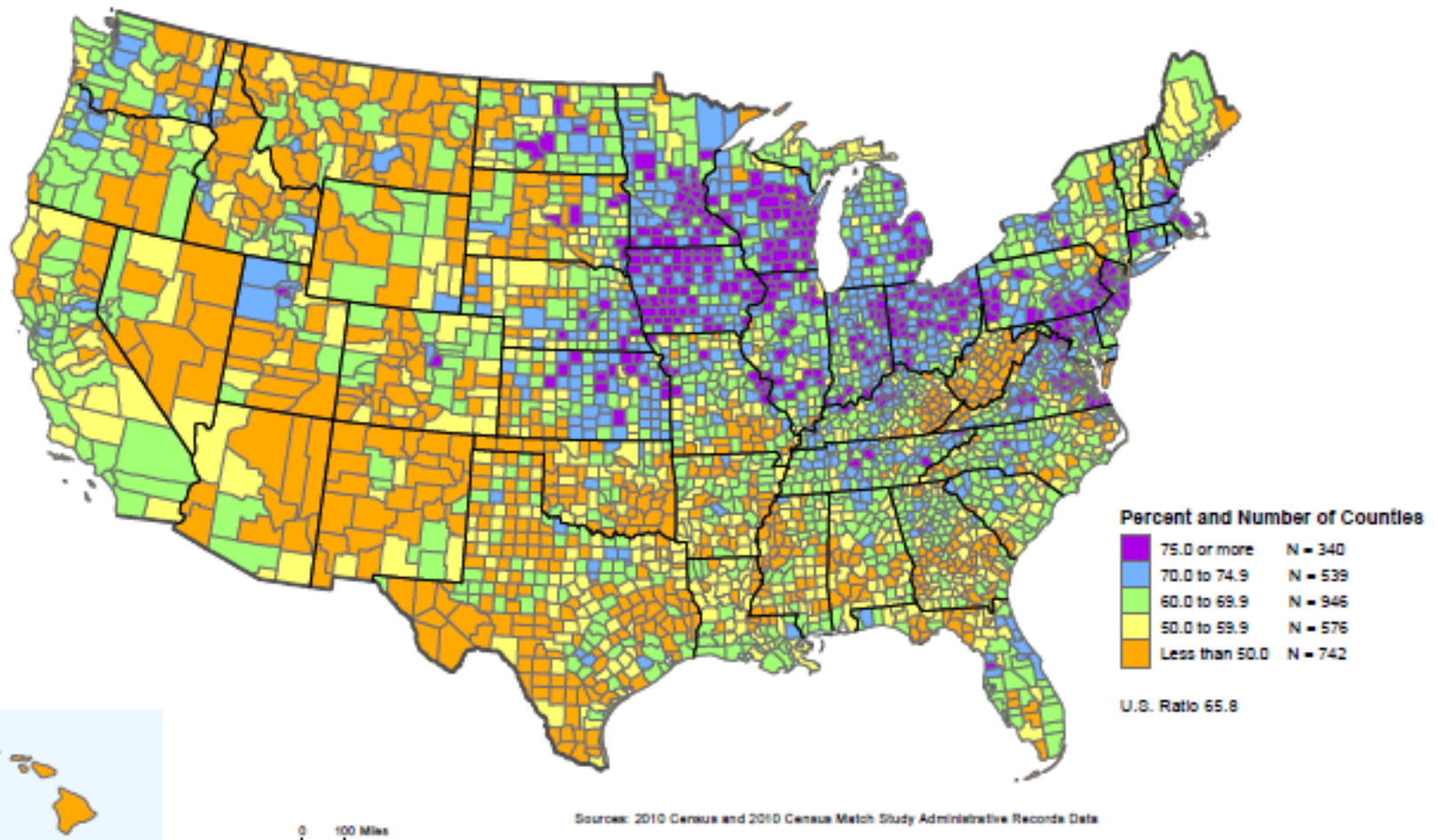
95.0 or more	N = 208
90.0 to 94.9	N = 1,611
85.0 to 89.9	N = 988
80.0 to 84.9	N = 249
Less than 80.0	N = 87

U.S. Ratio 88.6

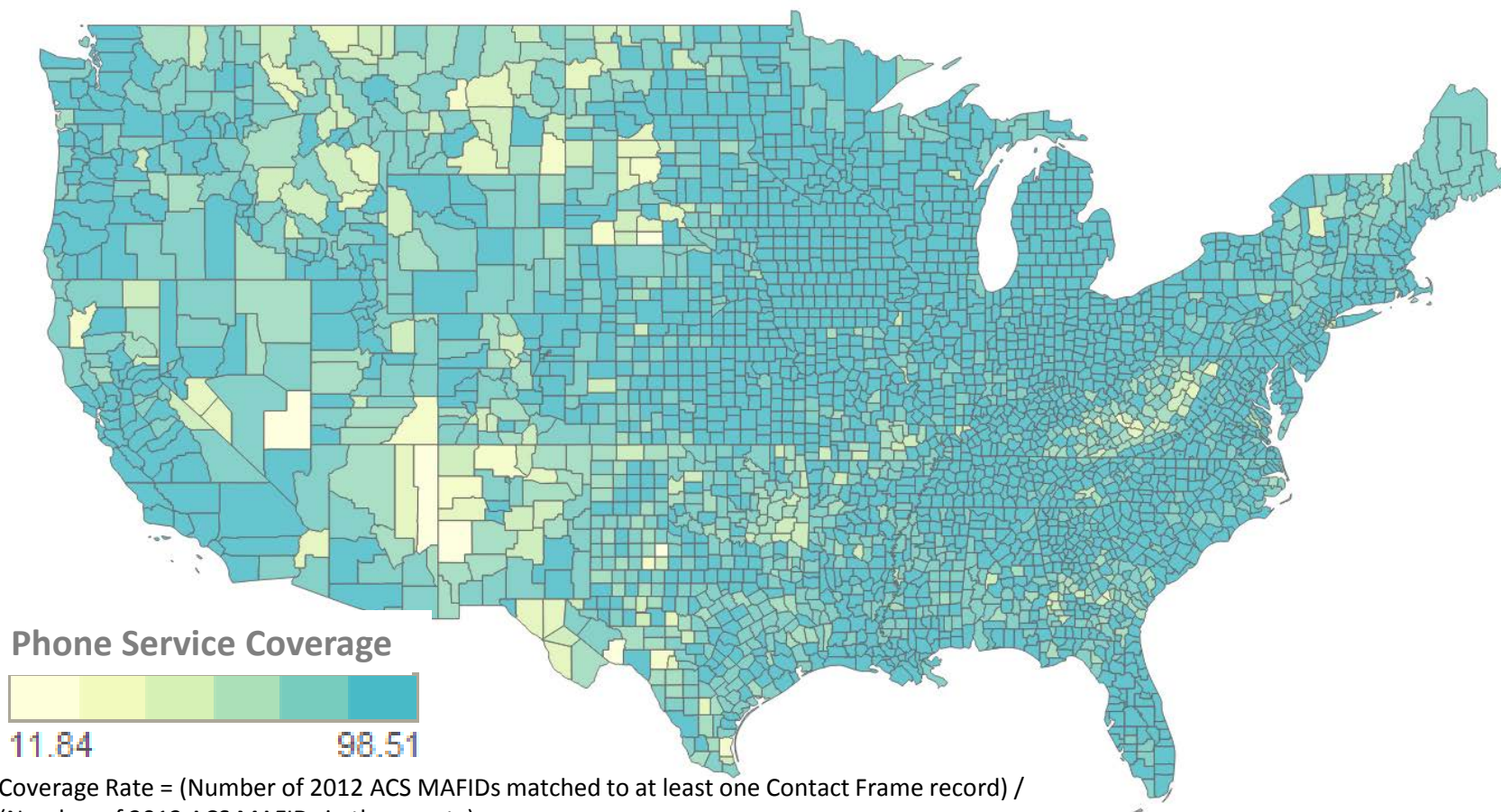


Sources: 2010 Census and 2010 Census Match Study Administrative Records Data

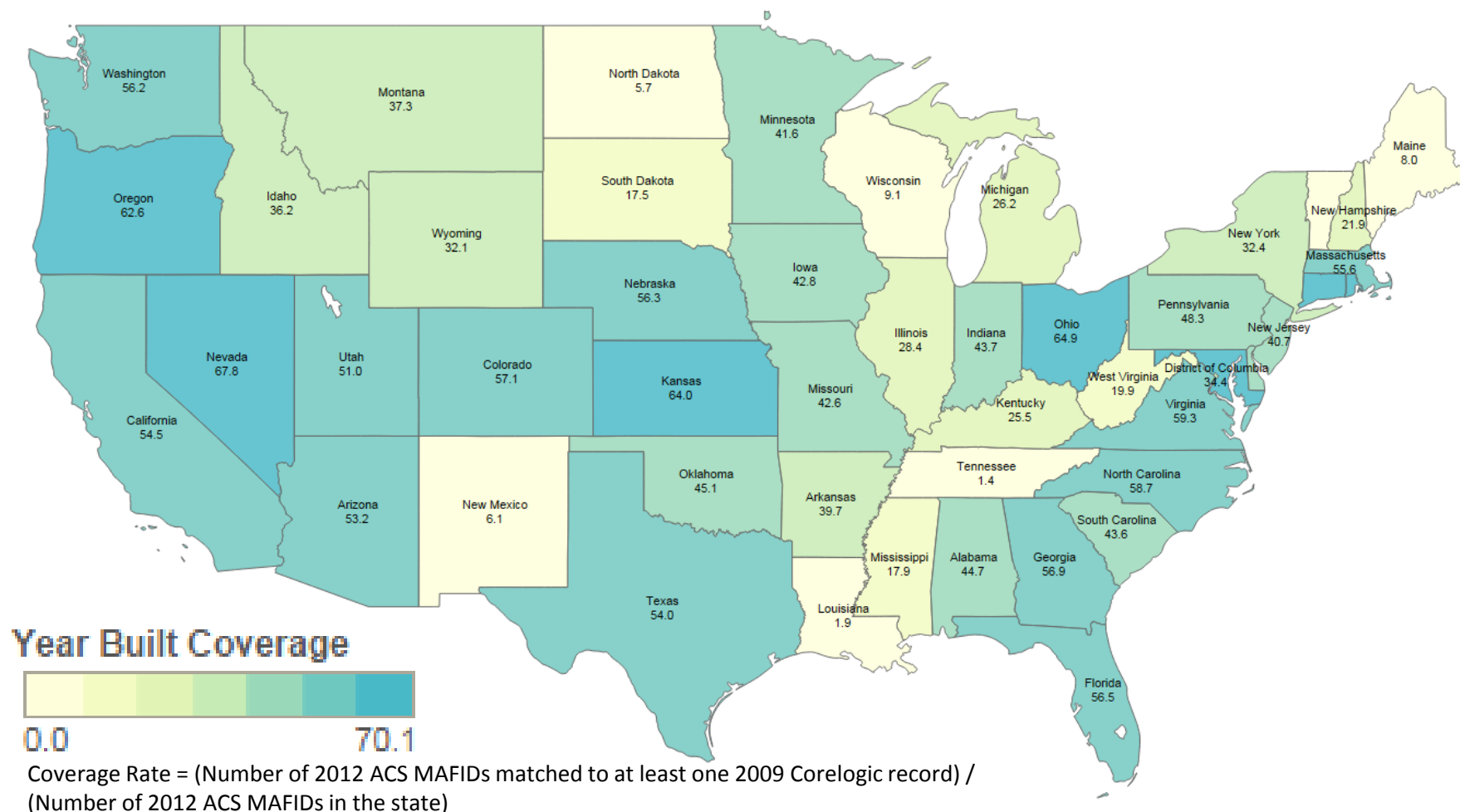
Match ratio of 2010 Census and administrative records person-address pairs by county



Presence of phone number(s) in Contact Frame for 2012 ACS MAFIDs



Presence of year built in Corelogic for 2012 ACS MAFIDs



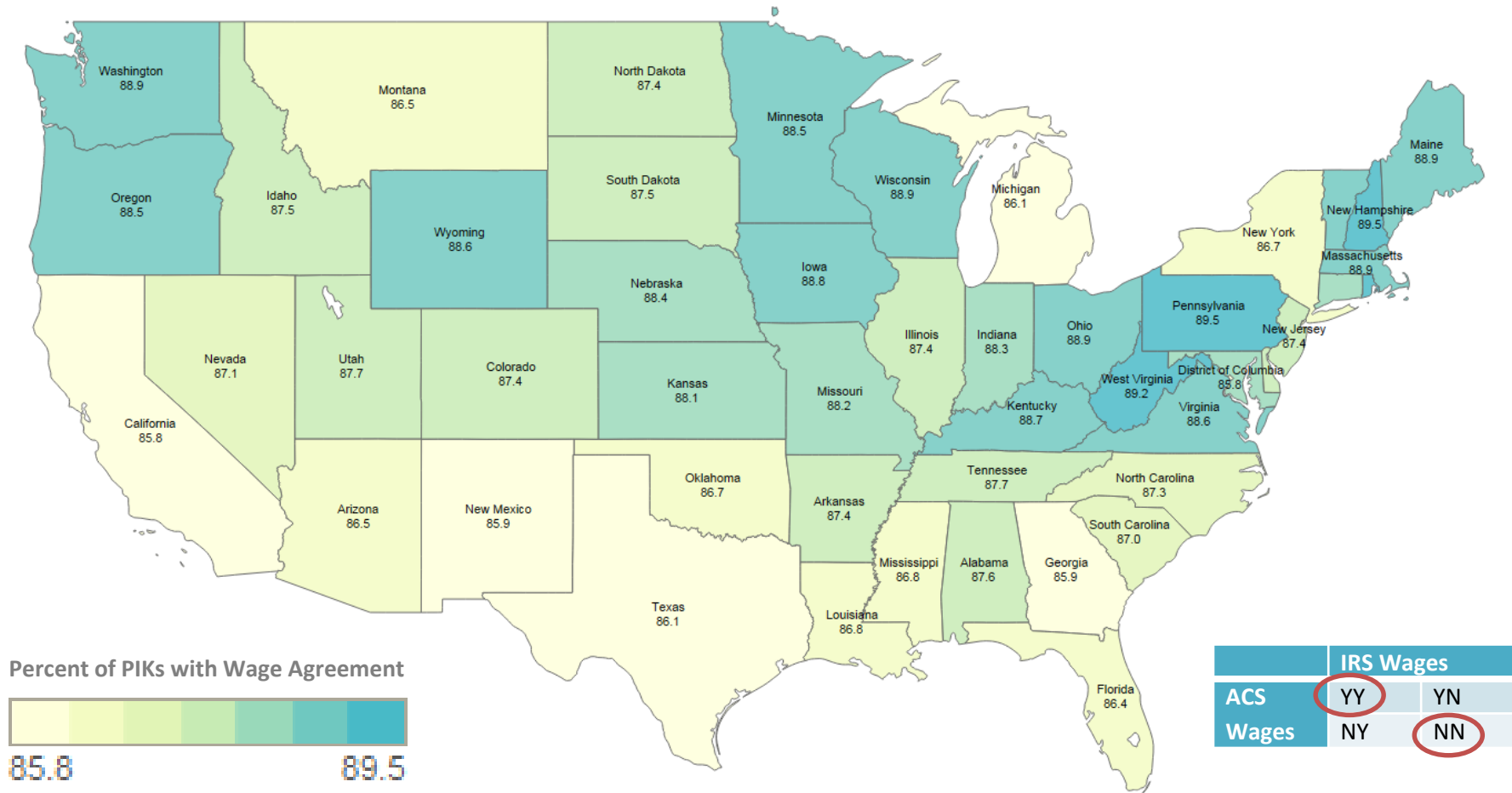
Presence of income returns in IRS for 2011 ACS PIKs

Match Rate of 1099 Forms for TY2010									
	2011 ACS w/ PIK and 1099	1099-MISC	1099-R	1099-S	1099-G	W-2	1099-SSA	1099-INT	1099-DIV
Age									
<18	0.16	0.01	0.00	0.00	0.00	0.04	0.05	0.06	0.04
18-64	0.88	0.11	0.14	0.01	0.34	0.72	0.08	0.30	0.14
65+	0.98	0.11	0.62	0.01	0.21	0.20	0.92	0.54	0.29
Urban	0.73	0.08	0.19	0.00	0.24	0.49	0.20	0.29	0.15
Rural	0.75	0.10	0.20	0.01	0.24	0.47	0.24	0.29	0.13
Northeast	0.76	0.07	0.20	0.00	0.26	0.50	0.22	0.35	0.19
Midwest	0.76	0.09	0.20	0.01	0.31	0.50	0.22	0.29	0.15
South	0.72	0.09	0.19	0.01	0.17	0.46	0.23	0.26	0.12
West	0.71	0.10	0.17	0.01	0.24	0.46	0.18	0.28	0.13

Coverage Rate = (Number of 2011 ACS PIKs matched to at least one TY2010 IRS Information Return) /
(Number of 2011 ACS PIKs)

Source: 2011 ACS and TY2010 IRS Information Returns

Agreement: 2011 ACS wages and IRS W-2, Ages 15+



Percent of 2011 ACS PIKs with positive ACS wages that have one or more TY2010 IRS W-2 forms (YY) or zero ACS wages and the absence of a W-2 form (NN) for ages 15+

Program evaluation

Earned Income Tax Credit (EITC)

- Dollar participation rate is 83%.
- Taxpayer participation rate is 79%.
- In tax year 2011 5.1 million eligible filers did not participate. Of the eligible non-participants, 52% had dependents and 40% filed a 1040 return.

New York Supplemental Nutrition Assistance Program (SNAP)

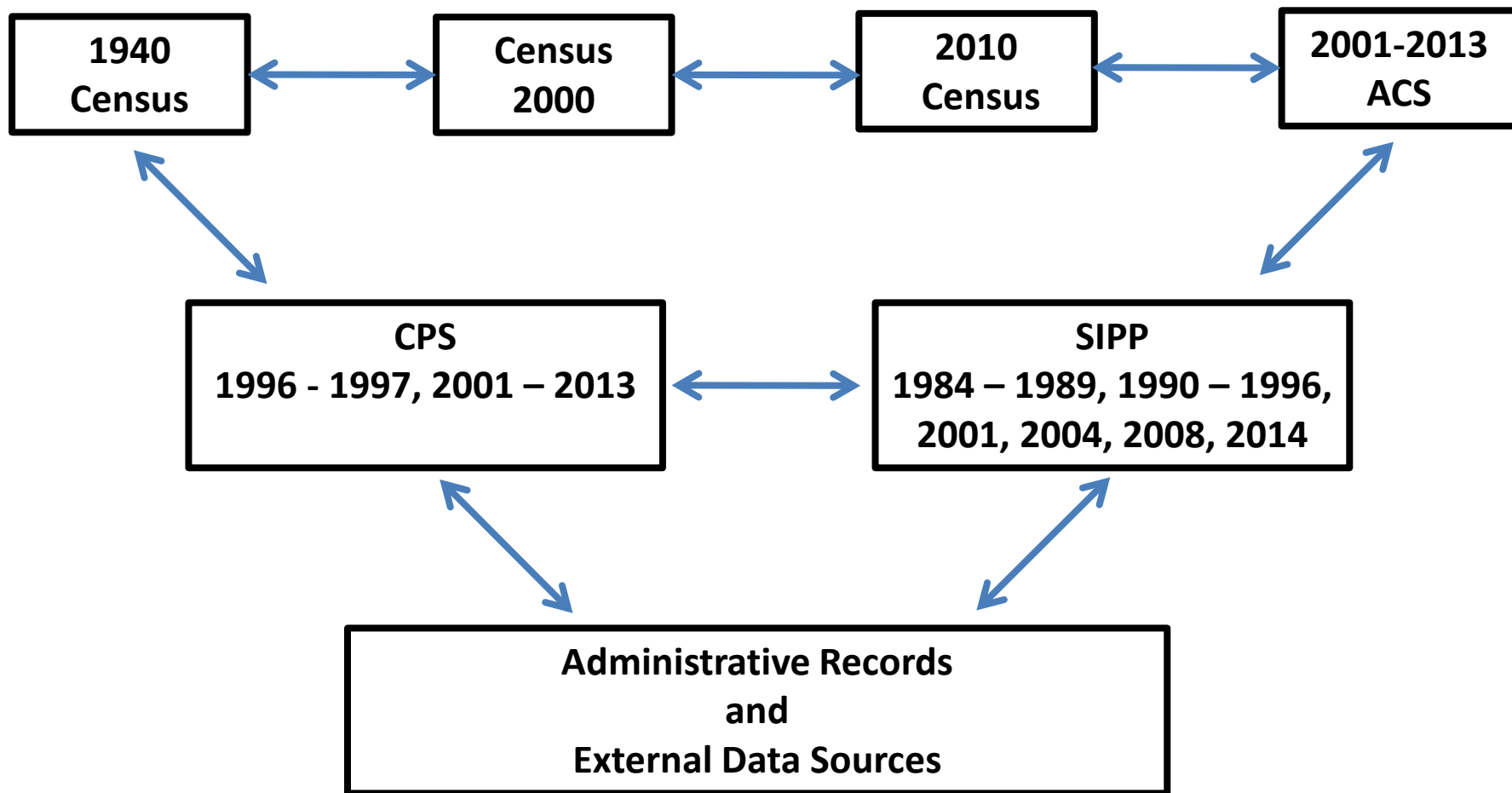
- For 2010, 33% of New York residents were estimated to be eligible for SNAP.
- Of those, 65% participated in SNAP.
- Eligibility and participation varied substantially across counties and by race, Hispanic origin, English language ability, age, and employment status.

Multiple program participation

SNAP and EITC eligibility and take-up for New York State, 2010

	Eligible for Both				Total
	EITC Participant, SNAP non-Participant	SNAP participant, EITC non-participant	Participant in both SNAP and EITC	SNAP non-participant, EITC non-participant	
Count	125,797	41,031	307,172	37,476	4,503,756
Standard error	3,170	1,708	5,910	2,286	
Category proportion	24.6%	8.0%	60.1%	7.3%	

Census Longitudinal Infrastructure Project (CLIP)



Racial fluidity

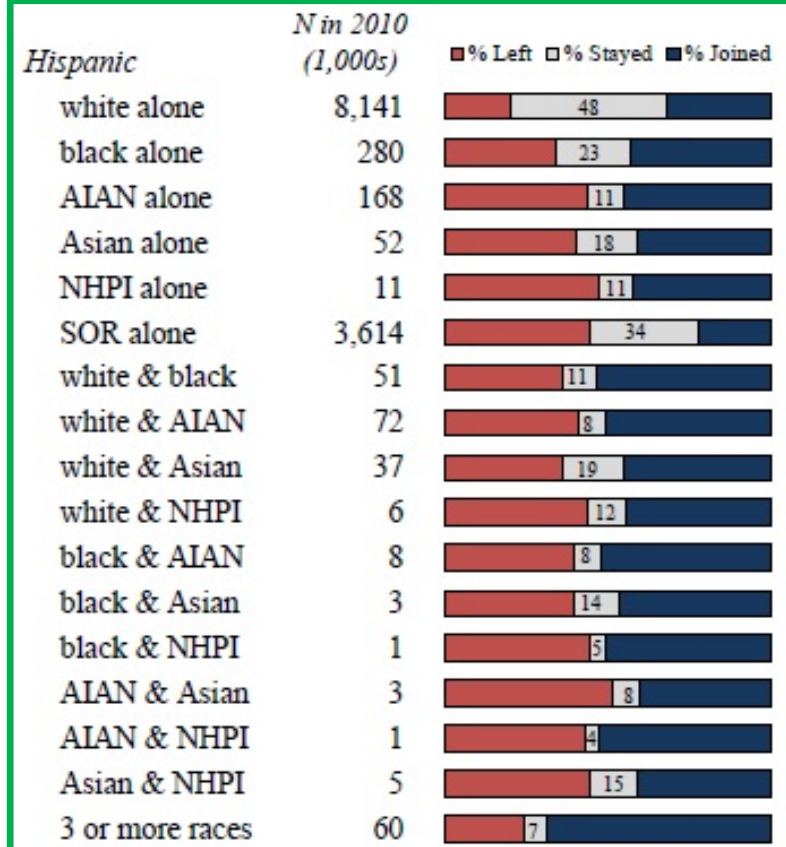
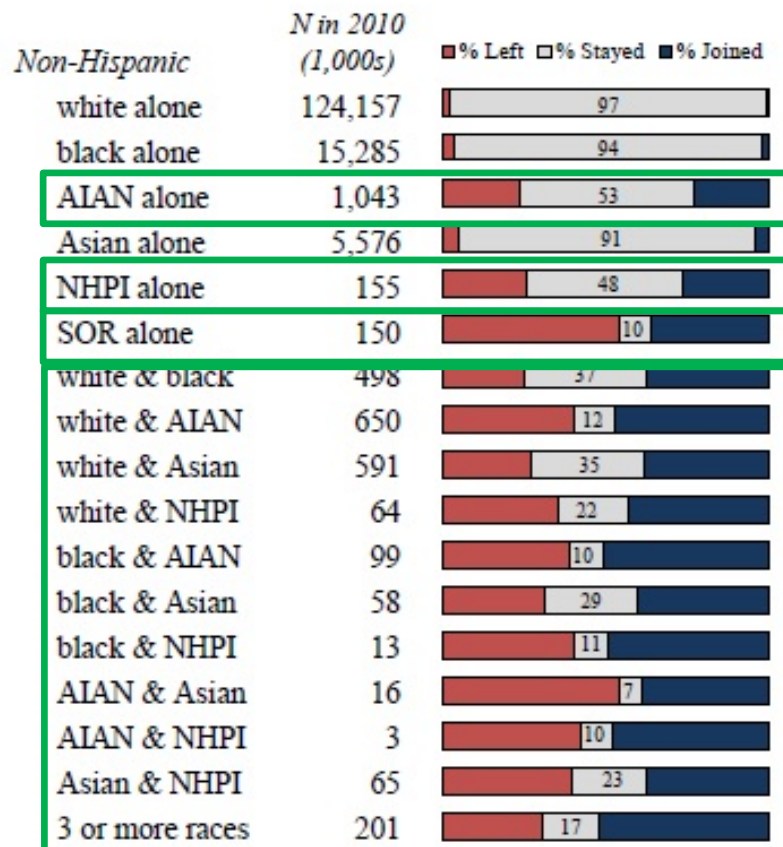


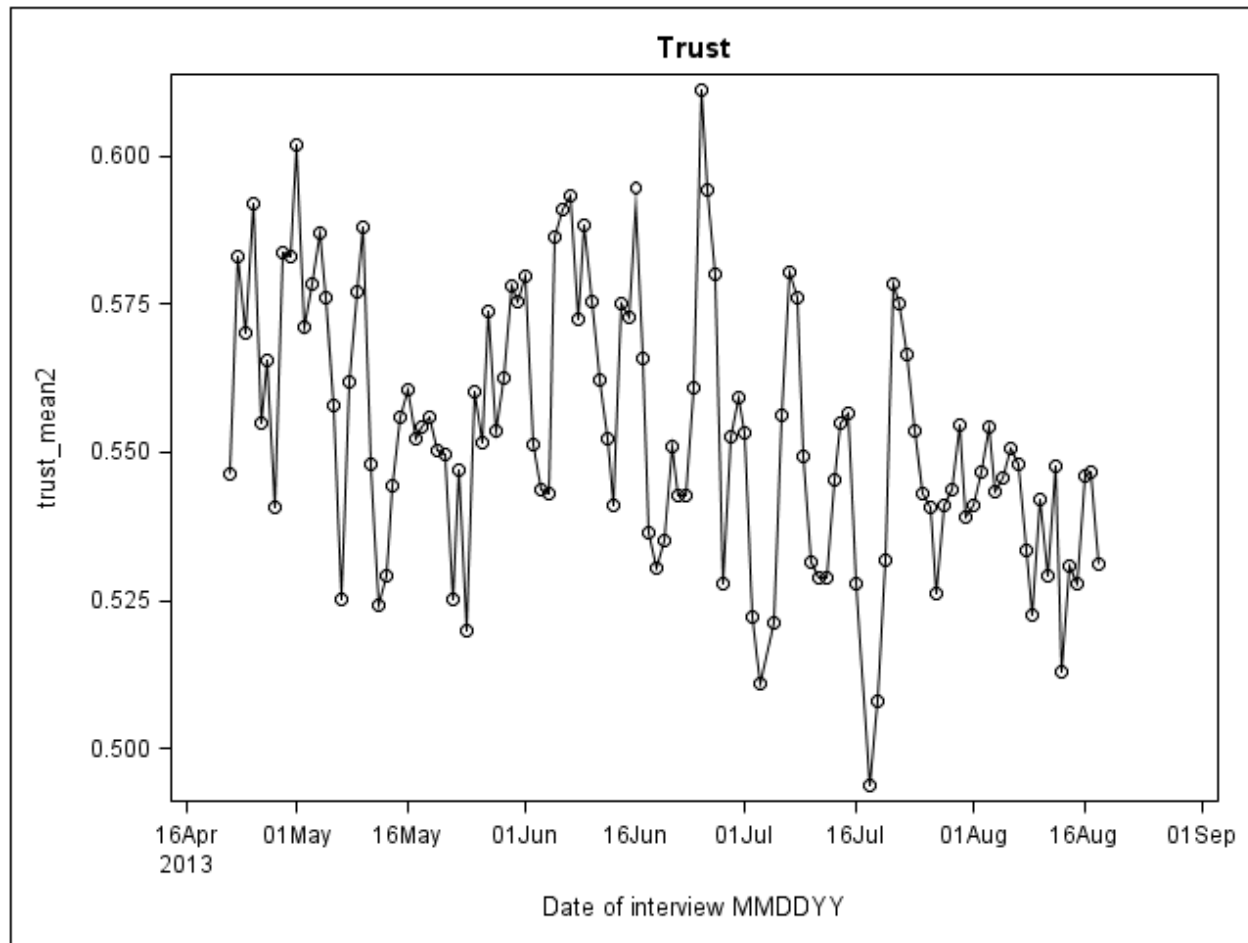
Image represents 162 million people in the 2000 Census and 2010 Census linked data (with case selection) and is not nationally representative. The number in 2010 is shown as reference and includes only people in the data used for this study with the same response in 2000 and 2010 (gray bar) plus those with the response in 2010 only (blue bar).

AIAN = American Indian/Alaska Native; NHPI = Native Hawaiian and other Pacific Islander; SOR = Some Other Race.

Awareness and acceptance

- Perception
 - 58% think government shares a central database
 - Some types of Administrative Records are viewed more sensitively than others
- Attitudes
 - 50% comfortable with use of tax records to obtain name, date of birth, gender and race
 - Bump observed during NSA

Trust in government poll



Looking ahead

- Pursuit of additional federal, state and third party files
- Improve linkage infrastructure
- Big Data Projects
- Ryan-Murray Bill

Challenges

- Attributes and identifiers
- Statistics and data science
- Big data
- Acceptance

Amy O'Hara, Ph.D.
Center for Administrative Records Research and Applications
U.S. Census Bureau
amy.b.ohara@census.gov
301-763-5757