



governmentattic.org

"Rummaging in the government's attic"

Description of document:	Peace Corps Annual Progress Reports of the Small Projects Assistance (SPA) program, FY14 - FY16
Requested date:	17-August-2017
Released date:	03-October-2017
Posted date:	15-January-2018
Source of document:	Freedom of Information Request FOIA Officer U.S. Peace Corps 1111 20th Street, NW Washington D.C. 20526

The governmentattic.org web site ("the site") is noncommercial and free to the public. The site and materials made available on the site, such as this file, are for reference only. The governmentattic.org web site and its principals have made every effort to make this information as complete and as accurate as possible, however, there may be mistakes and omissions, both typographical and in content. The governmentattic.org web site and its principals shall have neither liability nor responsibility to any person or entity with respect to any loss or damage caused, or alleged to have been caused, directly or indirectly, by the information provided on the governmentattic.org web site or in this file. The public records published on the site were obtained from government agencies using proper legal channels. Each document is identified as to the source. Any concerns about the contents of the site should be directed to the agency originating the document in question. GovernmentAttic.org is not responsible for the contents of documents published on the website.



Since 1961.

October 3, 2017

RE: FOIA Request No. 17-0169

This is in response to your Freedom of Information Act (FOIA) request. Specifically you stated: *"I request a digital/electronic copy of the three most recent Annual Progress Reports of the Small Projects Assistance (SPA) program."*

Attached, you have 3 Small Project Assistance (SPA) Annual Reports. They cover: FY14 (61 pages), FY15 (73 pages), and FY16 (65 pages). No pages have been withheld.

If you are not satisfied with this response, you may administratively appeal within 90 days of your receipt of this letter. The appeal should be addressed to William L. Stoppel, Acting Associate Director – Management, Peace Corps, 1111 20th Street NW, Washington, DC 20526. Your appeal must include the FOIA request number and a statement explaining what you are appealing. It is possible to submit the appeal by U.S. mail (see above) or fax or email. Note that our fax number is 202-692-1385 and email is foia@peacecorps.gov. Also, however you submit the appeal, "Freedom of Information Act Appeal" should be clearly marked on the appeal letter and envelope, or the email subject line, or the fax cover sheet.

FOIA Request No. 17-0169
Page Two

If you have any questions regarding this response, please contact Chanel Diggs, FOIA/Privacy Act Specialist, at 202-692-1181 or foia@peacecorps.gov.

Sincerely,

Denora Miller
FOIA/PA Officer

Attachments

Small Project Assistance Annual Report Fiscal Year 2014



This report was prepared by the Peace Corps with the support of the U.S. Agency for International Development (USAID). The contents of this report are the sole responsibility of the Peace Corps and do not necessarily reflect the views of USAID or the United States government.

EXECUTIVE SUMMARY	1
GLOBAL PROGRAM OVERVIEW	1
FISCAL YEAR 2014 PROGRAM SUMMARY	2
DIRECT PARTICIPANTS AND INDIRECT BENEFICIARIES	6
DATA COLLECTION AND ANALYSIS	7
DATA QUALITY	8
PROGRAM CHANGES	9
FY 2014 PROGRAM ENHANCEMENTS	9
PEACE CORPS POST SUSPENSIONS/CLOSURES	9
FOREIGN ASSISTANCE FRAMEWORK AND HIGHLIGHTS	9
OBJECTIVE: GOVERNING JUSTLY AND DEMOCRATICALLY	10
OBJECTIVE: INVESTING IN PEOPLE	11
OBJECTIVE: ECONOMIC GROWTH	17
OBJECTIVE: HUMANITARIAN ASSISTANCE	23
OBJECTIVE: CROSS CUTTING	24
REGIONAL PEACE CORPS INITIATIVES	25
STOMPING OUT MALARIA	25
WEST AFRICA REGIONAL FUNDS	25
WATER AND DEVELOPMENT ALLIANCE (WADA) PARTNERSHIP	26
PROGRAM ACTIVITIES	26
PEACE CORPS SMALL GRANTS PROGRAM	26
PEACE CORPS GRANTS ONLINE (PCGO)	27
SMALL GRANTS (SPA) COORDINATORS REGIONAL TRAINING WORKSHOP- PEACE CORPS INTER-AMERICAS AND PACIFIC REGION (IAP)/ USAID LATIN AMERICA REGION	27
OIG COUNTRY LEVEL AUDITS, EVALUATIONS AND FINDINGS	31

PEACE CORPS/ARMENIA SPA PROGRAM EVALUATION	32
PROGRAM CHALLENGES	33
SPA IV FY2013-2017 LOOKING FORWARD	34

APPENDICES	35
-------------------	-----------

APPENDIX 1: PEACE CORPS COUNTRIES PARTICIPATING IN THE SPA PROGRAM (USAID BUREAU)

APPENDIX 2: SPA PROGRAM ELEMENT INDICATORS

APPENDIX 3: SPA FY 2014 FINANCIAL REPORT

APPENDIX 4: SMALL GRANT PROGRAM PEACE CORPS GRANTS ONLINE (PCGO)

APPENDIX 5: IAP SMALL GRANTS COORDINATORS WORKSHOP 2014

APPENDIX 6: IAP SMALL GRANTS COORDINATORS WORKSHOP SESSION RANKINGS

Executive Summary

The Small Project Assistance (SPA) IV agreement¹ is a five-year agreement funded by the United States Agency for International Development (USAID) and implemented by the Peace Corps, effective from September 30, 2012 through September 30, 2017. In fiscal year (FY) 2014, with the support of missions in all regions, the SPA program supported local capacity building and skills transfer through small grants and trainings in 50 Peace Corps countries worldwide. During FY 2014, \$2.3M from the SPA IV agreement supported 528 small grants and 100 training activities, providing skills and training to 52,807 direct participants and 671,660 indirect beneficiaries.

Overall, FY 2014 highlights included deploying a new grants management system, Peace Corps Grants Online (PCGO), and facilitating the SPA coordinator training for the Inter-American and Pacific region in Washington D.C. Also, the SPA Program staff implemented three program enhancements to better support posts in the field: (1) updated and improved training materials for grant coordinators, (2) proactive financial management assistance to posts, and (3) real-time feedback to grant coordinators.

Also in FY 2014, accessing the tools developed for the SPA III evaluations conducted in FY 2012, Peace Corps/Armenia conducted an in-country SPA evaluation. The evaluation focused on 16 SPA projects completed by Peace Corps Volunteers and their community partners over fiscal years 2009-2012. The study aimed at assessing the sustainability of the projects and any activities or actions that evolved from them.

FY 2014 SPA program highlights included:

- Improved support to Peace Corps Posts in managing SPA funds
- Peace Corps/Armenia in-country SPA evaluation
- SPA coordinator training in Washington D.C.
- Development of a new web-based small grants system

The Peace Corps would like to thank USAID for their continued support of the Peace Corps mission through the SPA partnership. Through more than 30 years of working closely with USAID Missions, Peace Corps posts have been able to widely expand the impact of Volunteers in their communities by providing access to SPA funds. Through small-scale projects at the local level, chronically under-served communities now have increased capacity to achieve their own development goals through sustainable, locally-owned projects. The Peace Corps thanks USAID for the continued support of the SPA program, and looks forward to our continued collaboration in years to come.

Global Program Overview

The SPA program allows USAID and Peace Corps to work together to mutually support and build capacity in communities, organizations, and individuals around the world. Through SPA, Volunteers and their counterparts are trained and work in tandem to address pressing community needs through low-cost, creative, sustainable, capacity building projects in nearly every sector. SPA grants and trainings equip Volunteers to assist some of the most remote communities, reaching individuals that are often beyond the direct reach of USAID.

The SPA program supports the U.S. Foreign Assistance framework by contributing to four of the five objectives: governing justly and democratically, investing in people, economic growth, and humanitarian assistance. USAID and Peace Corps group countries into different regional categories. USAID operates in countries in five distinct regions: Africa, Asia, Europe, Middle East and Latin America. Peace Corps operates in countries in three distinct regions: Africa (AFR), Europe, Mediterranean and Asia (EMA), and Inter-Americas and Pacific (IAP). Classification of countries by USAID region can be found in Appendix 1.

¹ SPA IV Agreement AID-PPL-T-12-00002

Fiscal Year 2014 Program Summary

In FY 2014, the SPA program expended \$2,310,285 to support 528 community-initiated small grant projects, totaling \$1,487,549 and 100 planned training activities, totaling \$704,106. As a demonstration of a community's commitment to a SPA small grant project, a minimum contribution of 25 percent of the project total is required for all small grants projects. In FY 2014, local communities and third party organizations contributed a total of \$1,384,758 of in-kind or cash contributions. This equals \$3,695,043 in combined financial resources that have been directed towards community-based SPA projects in the field.

FY 2014 Annual Report

50 Peace Corps countries worldwide

\$2,310,285

Programmatic Areas

Program Element	Sum of Project Count
Governing Justly and Democratically	
2.4.1, Civic Participation	177
Investing in People	
3.1.1, HIV/AIDS	15
3.1.3, Malaria	32
3.1.6, Maternal and Child Health	36
3.1.7, Family Planning and Reproductive Health	6
3.1.8, Water and Sanitation	30
3.1.9, Nutrition	12
3.2.1, Basic Education	67
3.3.2, Social Services	2
Economic Growth	
4.5.1, Agriculture Enabling Environment	2
4.5.2, Agricultural Sector Productivity	35
4.6.1, Business Enabling Environment	3
4.6.3, Workforce Development	22
4.8.1, Natural Resources and Biodiversity	7
4.8.2, Clean Productive Environment	60
Humanitarian Assistance	
5.2.1, Capacity Building, Preparedness and Planning	3
Cross Cutting	
6.1.1, Cross Cutting	16
Grand Total	528

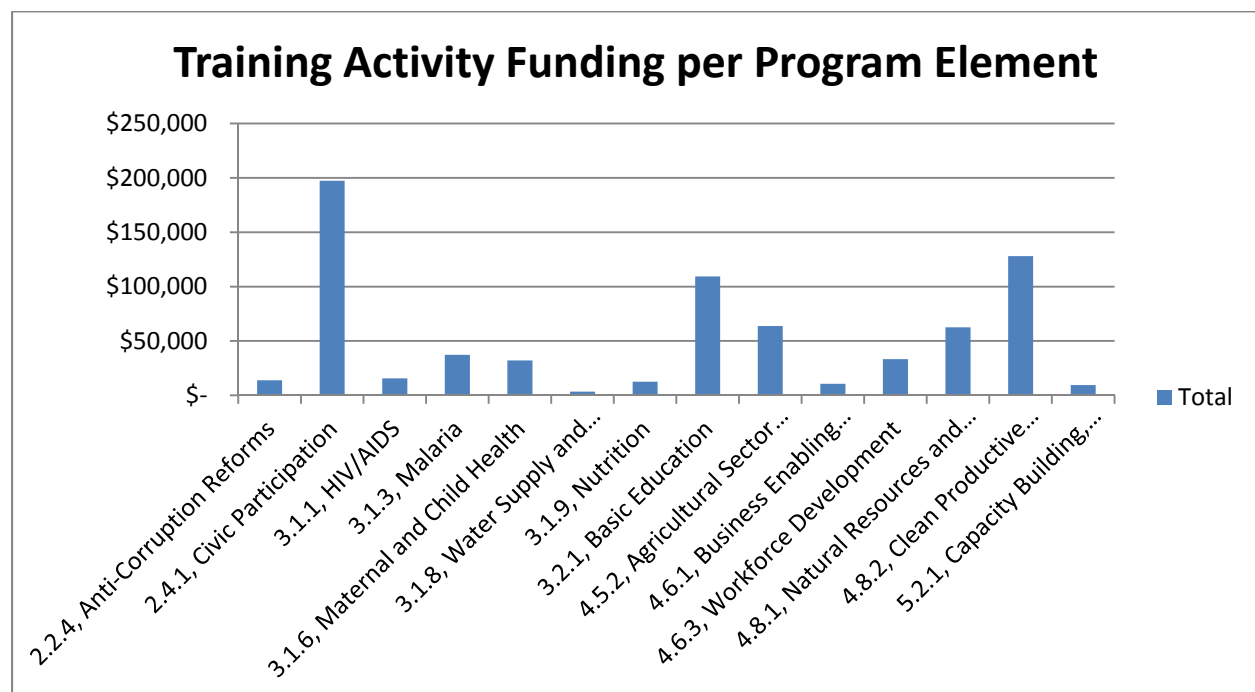
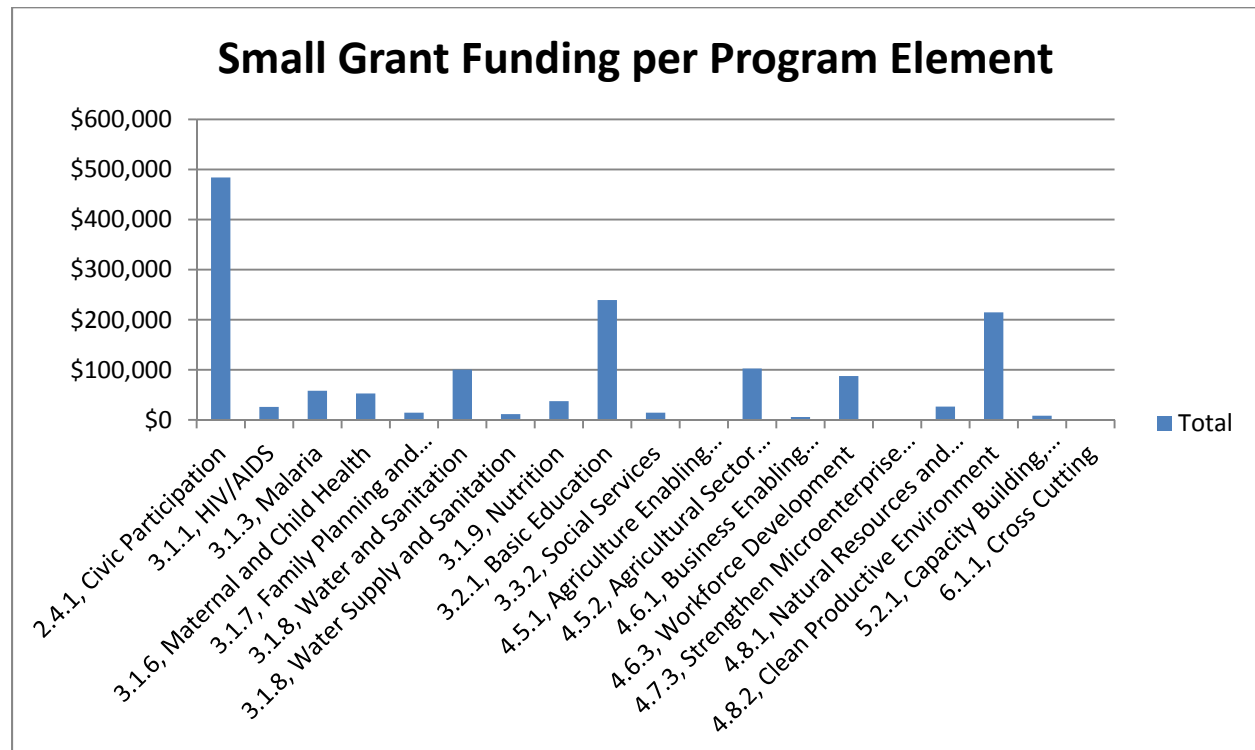
528 Small Grant projects

100 Planned training activities

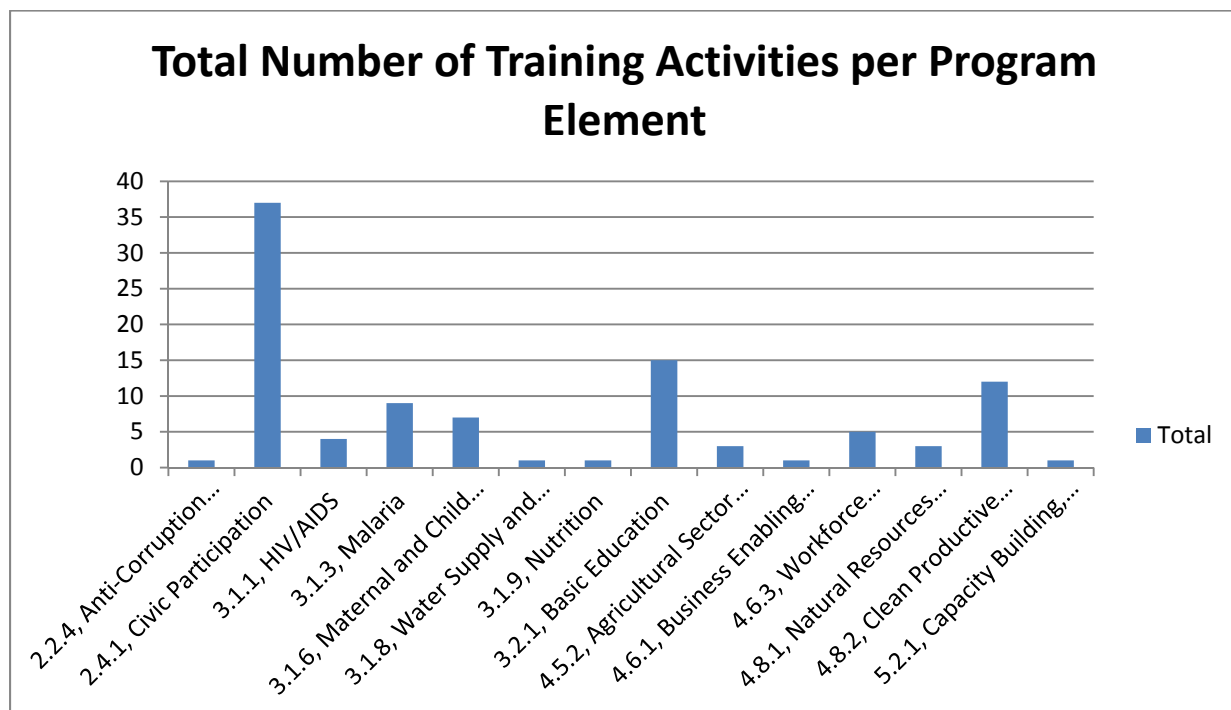
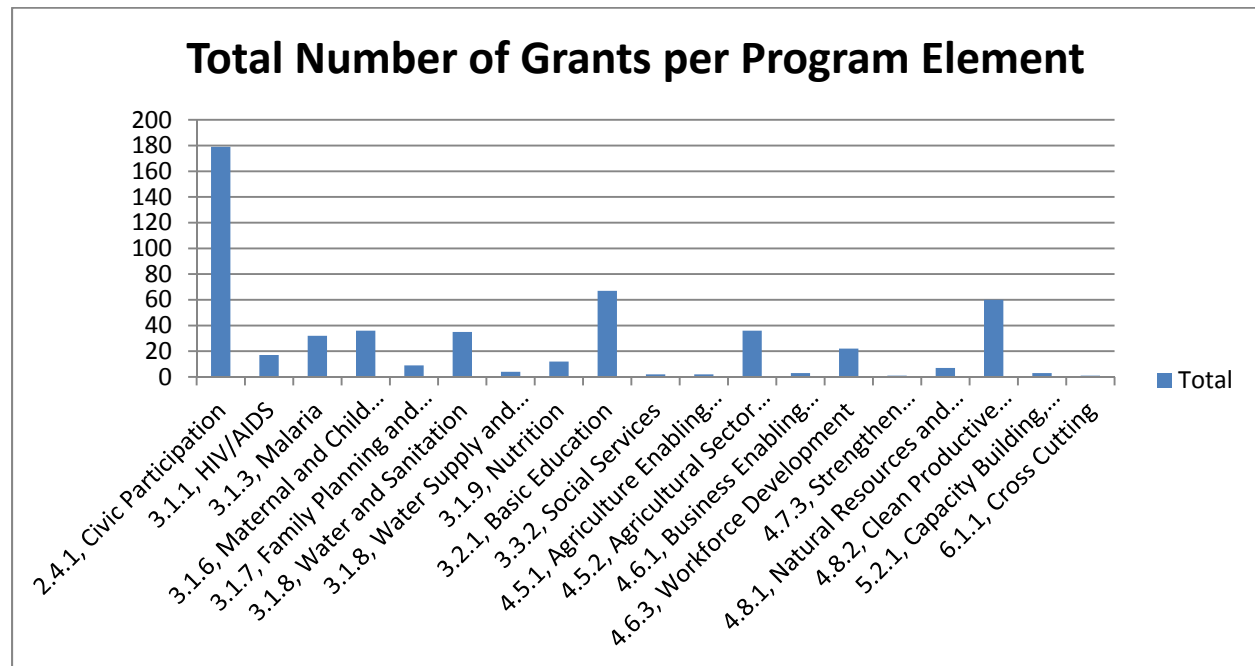
52,807 Direct Participants

671,660 Indirect Beneficiaries

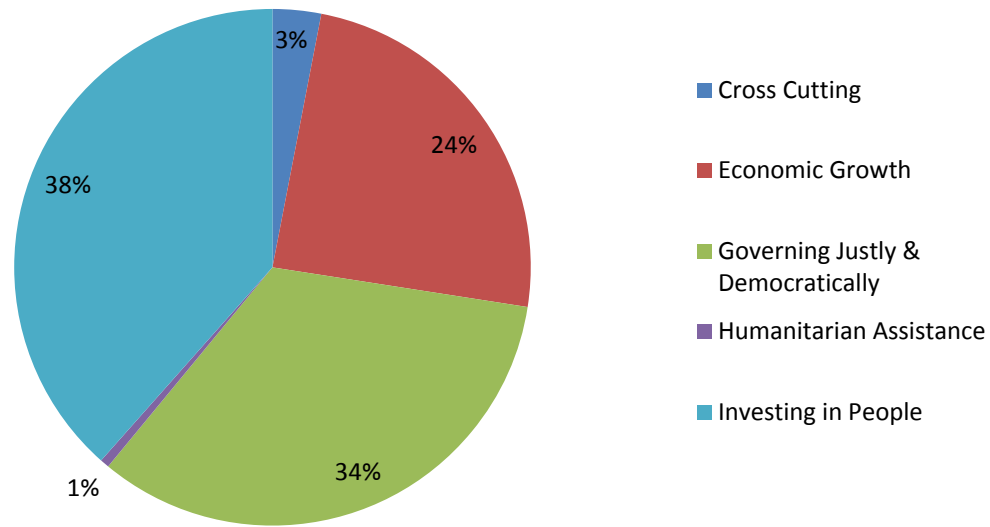
The graphs below represent the amount of FY 2014 SPA funds allocated per program element. The greatest amount of FY 2014 SPA funding for grants and training activities took place under program element Civic Participation (2.4.1), totaling \$730,241 in SPA funds. Of that amount, \$476,689 in funds were allocated to small grants, \$191,351 for training activities, and \$56,155 for program support costs in the Europe/Eurasia and the Middle East Regions (USAID)/Europe, Mediterranean and Asia Region (Peace Corps). The program element with the second largest amount of SPA-funding is Clean Productive Environment (4.8.2), totaling \$365,510. Of that amount, \$214,867 was allocated to small grants projects, \$127,998 for training activities, and \$22,645 for program support costs in Asia and Latin America.



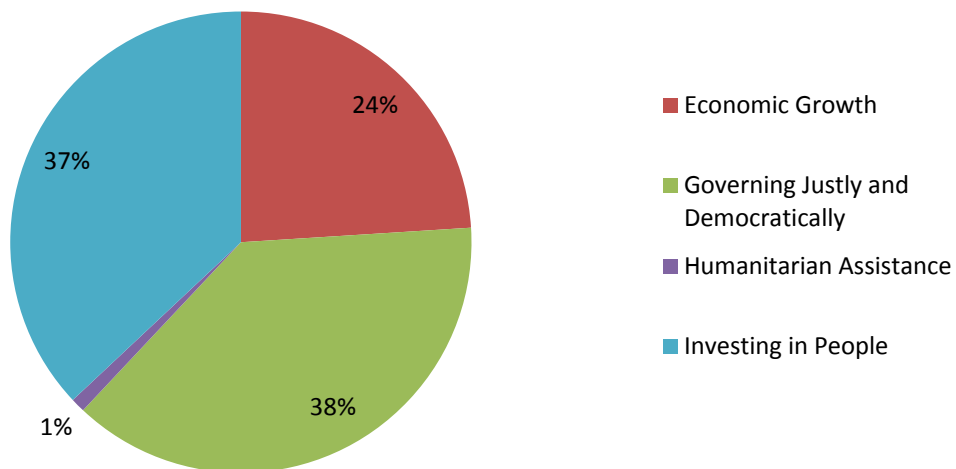
The graphs below represent the number of projects per program element. The greatest number of activities in FY 2014 were implemented under the program element Civic Participation (2.4.1), with 177 grants and 34 training activities taking place in the Europe/Eurasia and the Middle East Regions (USAID)/Europe, Mediterranean and Asia Region (Peace Corps). The program element with the second highest number of SPA-funded activities is Basic Education (3.2.1), with 67 grants and 15 training activities taking place in Africa, Asia and Latin America.



Grants by Foreign Assistance Framework

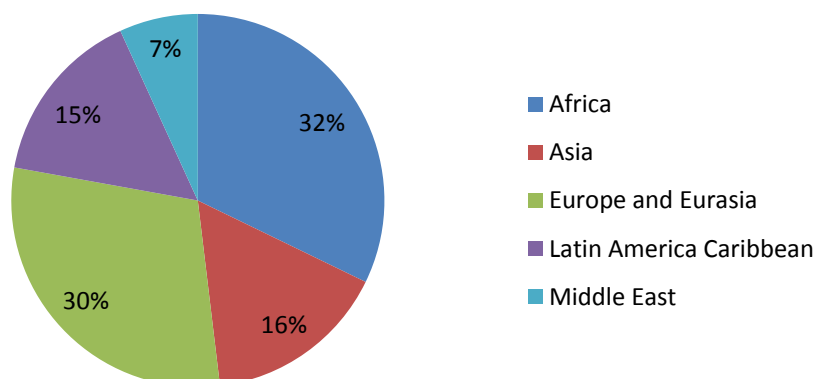


Training Activities by Foreign Assistance Framework Objective



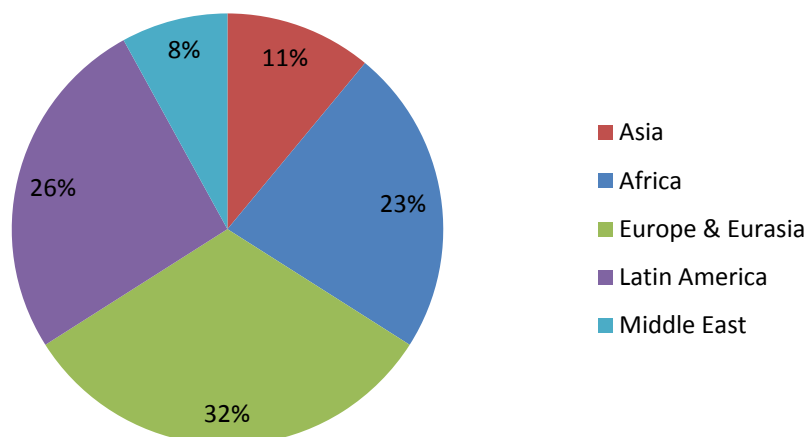
In FY 2014, 50 Peace Corps posts located in each of USAID's Regions implemented SPA activities. Based on the USAID regional country classification, the Africa Region implemented the most SPA grants in FY 2014 with 170 SPA projects; Europe implemented 157, and Asia implemented 84 SPA projects. Latin America and the Middle East implemented 81 and 36 SPA grant projects, respectively. A total of 528 SPA grant projects were implemented around the world.

SPA Grants by USAID Region



Of the 50 Peace Corps posts worldwide with SPA funding, a total of 100 training activities were implemented across 28 posts using SPA funds in FY 2014. Based on the USAID regional country classification, the Europe and Eurasia region implemented the greatest number of SPA-funded training activities with 32 training activities; Latin America implemented 26 activities; Africa region implemented 23 activities; Asia implemented 11, and 8 activities were implemented in the Middle East.

Training Activities by USAID Region

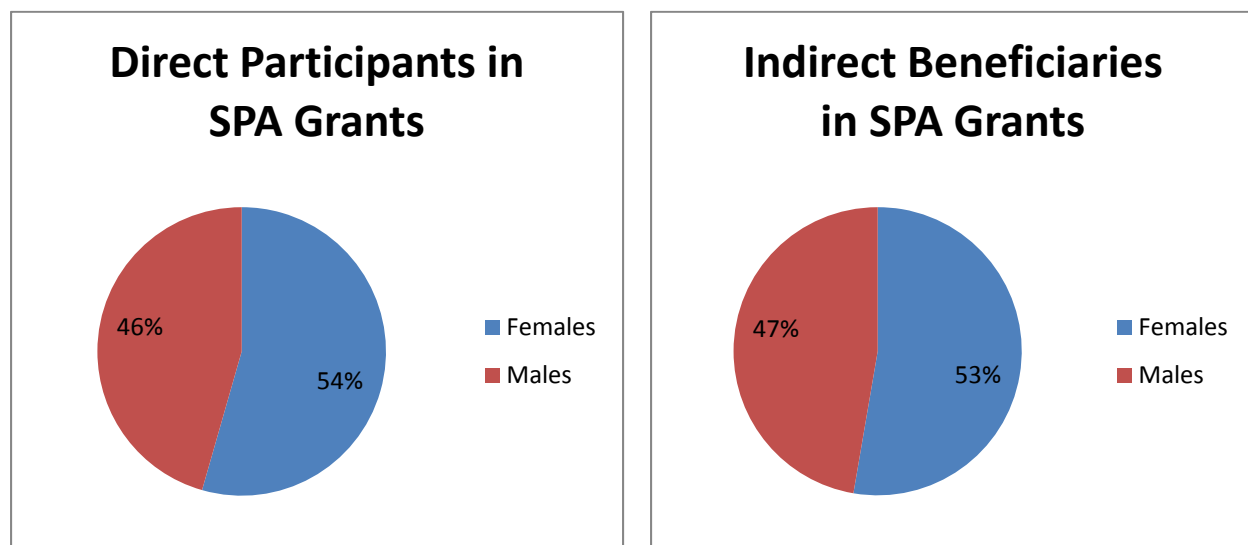


Direct Participants and Indirect Beneficiaries

In FY 2014, a significant change was made to the application and completion report process within Peace Corps. A new tool was introduced: Peace Corps Grants Online (PCGO) ([discussed in depth in a later section of this report](#)), an online database and application portal. With the introduction of this new tool, Peace Corps was able to incorporate new, world-wide indicators that differentiated between a SPA grant project's participants and indirect beneficiaries. Based on new guidance introduced by Peace

Corps' Small Grant Program, a direct participant is different from an indirect beneficiary. To measure the number of direct participants in a SPA grant project, Volunteers measure: "Community members directly involved in the design and implementation of the project, including those who attend trainings or workshops." To measure the number of indirect beneficiaries, Volunteers measure: "Community members who receive an indirect benefit from the project, not including those counted above [direct participants]."

With the PCGO tool, Peace Corps has been able to clearly and easily assist Volunteers and posts in differentiating these two data sets, and the SPA program can report that 52,807 community members/counterparts/individuals participated directly in the planning, implementation, monitoring and reporting and close out of a SPA grant project. Of those, 54% were female (28,741) and 46% were male (24,066).



As can be expected, the number of individuals benefitting indirectly from SPA grants is larger than the number of direct participants, totaling 671,660, with a break-out between genders mirroring nearly exactly the percentage of direct participants, with 53 percent of indirect beneficiaries being female (353,849) and 47 percent being male (317,811).

Data Collection and Analysis

SPA grant projects require a Volunteer and his/her counterpart to conduct a needs assessment, design a project, and submit an application (proposal) requesting grant funds. Applications are submitted through the Peace Corps' online application system: Peace Corps Grants Online (PCGO).

Once a Volunteer and his/her counterpart receive training in Project Design and Management (PDM) from Peace Corps country staff, they are equipped to begin designing a project to address an expressed community need. Upon a thorough assessment of community needs, the Volunteer and community group work together to identify and express the projects goals and objectives, planned activities, estimated participants and indirect beneficiaries, and a detailed budget. This proposed information is submitted to the Peace Corps post through the PCGO system. Grant applications undergo thorough post level review, with input and review from a variety of Peace Corps post staff including but not limited to Director of Programming and Training, Director of Management and Operations, Small Grants Coordinator(s), Programmatic/Sector Specialists, the Country Director, and in a majority of countries, local USAID mission staff; these reviewers approve projects through a committee (the Small Grants

Committee or SPA Committee). Once a project is funded, Volunteers work with their counterparts to implement the project, conducting monitoring and reporting throughout the implementation phase, and recording their findings in the PCGO system in real-time. This real-time update of project activities allows post staff to ensure grants are being implemented on time, within scope, and on budget. Upon completion of a grant, Volunteers and their communities are required to submit a Completion Report through the PCGO system. The Completion report describes what occurred during project implementation, reports on all SPA indicators, measures the number of participants and indirect beneficiaries, and outlines all budget expenditures.

SPA also funds post-level training activities. Peace Corps posts submit two reports to Peace Corps headquarters per year: a training activity description (TAD) which describes the type of training the post is planning to implement, its costs and the participants, and a training activity report, which discusses how the training went, who participated, and final costs.

Both grant projects and TADs fall under the Foreign Assistance Framework and a specific Program Element. As such, both SPA grants and TADs are required to report on USAID Standard Indicators and each Peace Corps post, in agreement with their local USAID Mission, may also include some country-specific custom indicators. Due to the complexity and variety of SPA custom indicators, this report contains indicator data for Standard Indicators only. All Peace Corps posts report their Standard and Custom Indicators to their local USAID Missions; these Annual Reports are available for USAID/Washington review upon request.

Data Quality

In recent years, Peace Corps' Office of Programming and Training Support (OPATS) has worked to establish comprehensive, useful data collection tools for Volunteers and Peace Corps posts. Peace Corps continues to develop these data collection tools, and expects to have guidance and tools available for all sectors at the end of FY 2015. It is important to note that, though the creation of these data collection tools is ongoing and important to Peace Corps' work in the field, USAID's Data Quality Assessment (DQA) requirements remain challenging for Peace Corps and Peace Corps Volunteers to implement in the field. Due to the diverse environments Volunteers face when implementing SPA grant projects, it is often difficult to ensure specific data collection tools are returned to post staff or uploaded to the PCGO system. The SPA program and Peace Corps more broadly, is aware of the importance of these DQA tools, and is working to ensure all data is collected is reliable and consistent.

Additionally, with the increased attention to and support for Monitoring, Reporting and Evaluation (MRE) at post level and for each SPA project, posts have requested guidance for data collection. The SPA program is working to address post and Volunteer needs, to ensure DQA tools are disseminated, and MRE is widely understood and utilized. Several key steps include:

- Roll-out and use of PCGO: all additional documents associated with SPA activities can be easily uploaded and saved for later reference;
- Recent updates to the Peace Corps Small Grants Handbooks include comprehensive MRE sections and DQA guidance specific to Peace Corps Small Grants and the SPA program;
- The institutionalization and training of MRE specialists at Peace Corps posts to be aware of DQA, MRE and the SPA program requirements. This ongoing agency-wide effort has streamlined Peace Corps' programmatic reporting for the agency as a whole and will have lasting benefits and impact for SPA projects and trainings.

Program Changes

FY 2014 Program Enhancements

The Peace Corps SPA staff transition in FY 2014 allowed new staff members to assess the current SPA Program for strengths and weaknesses. The new SPA team identified 3 main areas for improvement:

1. **Updated and improved training materials for grant coordinators.** The SPA team reviewed and edited all previous training materials and updated with current guidance. The team also created additional training materials covering common problem areas for posts, such as managing funds across fiscal years and program elements.
2. **Instituted proactive financial management assistance to posts.** In an effort to streamline SPA financial management at a post level, the SPA team is managing budget uploads for posts in Peace Corps' financial system. This results in posts spending previous fiscal year funds first (pipeline), and, only when expended, receiving additional funding. Additionally, the SPA team runs weekly financial reports to give posts feedback as funds are expended.
3. **Providing real-time feedback to grant coordinators.** Using the new grants management system, PCGO, the SPA team reviews all SPA-funded projects and provides feedback to small grants coordinators when necessary. This level of review has helped grant coordinators ensure that all projects adhere to the guidelines set forth in the SPA IV PAPA and the Peace Corps Small Grants Staff Handbook.

Overall the SPA team is placing a strong focus on training, communication, and consistent guidance. Working more closely with the Peace Corps posts has greatly increased timely report submission and improved grant and data quality in the field.

Peace Corps Post Suspensions/Closures

Occasionally, Peace Corps suspends or closes entire Peace Corps programs and withdraws Volunteers from a country, sometimes with little advance notice or opportunity for planning. In FY 2014, several time-sensitive suspensions took place, including:

- Peace Corps/Ukraine, March 2014. Due to concerns for Volunteer safety and security, Volunteers were evacuated from Ukraine. Post operations continued with post staff working to close out and account for all SPA projects that were cancelled or closed out due to Volunteer departure.
- Peace Corps/Guinea, Liberia and Sierra Leone, July 2014. Due to concerns for Volunteer safety and security, in light of the Ebola outbreak in West Africa, Volunteers were evacuated from these three West African countries. Post operations continued, though at a slower pace, due to travel restrictions established in some countries. Post staff have been working to reconcile all SPA funds and close out or cancel any grants/projects that had remained open at the time of Volunteer evacuation.
- Peace Corps/Kenya, July 2014. After closely monitoring the security environment in Kenya the agency chose to suspend the program until further notice.

Foreign Assistance Framework and Highlights

The following highlights represent USAID's Foreign Assistance Framework objectives, program areas within those objectives, program elements, number of activities (training and grants), and countries. Each section includes vignettes, and where possible, photos of community initiated small grant projects or training workshops. These examples represent the variety of activities funded by the SPA program in FY 2014. Specific indicator data for each Objective is found in Appendix 2.

Objective: Governing Justly and Democratically

Program Area: Civil Society

Program Element: Strengthen Democratic Civil Participation, 2.4.1

Number of Activities: 177 grants, 41 training activities²

Countries: Albania, Armenia, Azerbaijan, Georgia, Macedonia, Moldova, Morocco, Ukraine

The SPA program funded 177 small grant projects and planned 41 training activities in FY 2014 under the civic participation program element. These activities took place in Europe and Eurasia and the Middle East. Through these activities, Volunteers and their communities worked to train and educate individuals in civic education, organizational capacity and leadership, as well as assist civil society organizations in improving internal organizational capacity. Projects ranged from establishing community and youth centers, implementing youth development programs, camps and trainings.

Vignettes

With the support of a SPA grant, a Volunteer in **Azerbaijan**³ implemented a beekeeping training for a community, and strengthened a local organization, enabling them to serve as a resource center for industry information and dissemination. The project sought to “help the community and area farmers increase their productivity and knowledge along with introducing new technologies. By providing low-cost, fee-based services and consulting [on beekeeping], their goal is to help raise the standard of living for positive growth and family wellbeing.” The project trained community members and generated income for the Volunteer’s counterpart organization, establishing groundwork for additional trainings held by local counterparts for continued growth. This grant requested \$1,500 for equipment; the community contributed nearly \$1,000 in labor, equipment and materials and supplies.



² Of these 41 training activities, 3 were implemented in Colombia using 6.1.1 Cross Cutting funds.

³ SP-14-314-003

Objective: Investing in People

Program Area: Health

Program Element: HIV/AIDS, 3.1.1

Number of Activities: 15 grants, 1 training activity

Countries: Burkina Faso, Guinea, Togo, Zambia

The SPA program funded 15 small grant projects and planned 1 training activity in FY 2014 under the HIV/AIDS program element. These activities were focused primarily in Africa, with some work in the Latin American region. Projects in this element trained individuals and communities on HIV/AIDS prevention, care and treatment, and provided technical assistance for HIV-related institutional capacity building through camps, conferences, trainings, art projects and long-distance bike tours.

Vignettes

With the support of a SPA grant in **Guinea**⁴, Volunteers and their counterpart organization, *Aide a la Famille Africaine* (AFA), implemented a project to train 30 HIV positive women in the production and sale of Shea Butter specialty soap. With the support and initiative of AFA, the women gained a new skill, and learned how to profit from their training and work. Training on the type of ingredients necessary for efficient production of quality Shea Butter, and new skills for business development has enabled participants to become self-sustaining and capable of training others in these new techniques, practices and approaches to income generation. The grant requested nearly \$1,000 in equipment, materials and supplies and food for the trainings; the community contributed \$620 in equipment and venue rental space.

Program Element: Malaria, 3.1.3

Number of Activities: 32 grants, 10 training activities

Countries: Benin, Ghana, Madagascar, Malawi, Mozambique, Rwanda, Senegal, Tanzania

The SPA program funded 32 small grant projects and planned 10 training activities in FY 2014 under the Malaria program element and took place in Africa. Activities in this program element focused on behavior change, information dissemination, training for health care workers, medical personnel and community workers. Projects ranged from recognition of World Malaria Day, implementation of health fairs, renovation of health centers, sewing and distribution of mosquito nets, and trainings of trainers.

Vignettes

Volunteers in **Ghana**⁵ utilized SPA grant funds to implement a football (soccer) tournament that would educate local high school students about the causes, symptoms and prevention of malaria. The event allowed the Volunteers to reach and educate youth in a context and process that they understood and felt comfortable. During the game's half time, six training stations were set up around the football field—students learned about the importance and appropriate use of mosquito nets, infection, prevention and care. The Volunteer and teachers worked together, and engaged high school graduates to deliver presentations to the participants. In sum, approximately 150 students were educated. The grant requested nearly \$110 for equipment and food; the community contributed \$40 in labor donated in-kind.

⁴ SP-14-675-009

⁵ SP-14-641-010

Through support from SPA funding, Volunteers in **Senegal**⁶ implemented a project to educate and mobilize a community in malaria prevention. In conjunction with the Grass Roots Soccer (GRS) curriculum, Volunteers and counterpart teachers utilized the GRS curricula to educate students, with the goal to change behavior and train youth in preventative techniques. The project also worked to train community mobilizers to reach rural communities and train on mosquito net maintenance and care, and prevention. As a result, over 1000 community members received malaria behavior change training; over 200 students were trained as community mobilizers in malaria behavior change. Communities and individuals showed increased knowledge as a result of the trainings, and by training youth mobilizers and teachers, malaria education and training will continue to be disseminated throughout the region. The grant requested nearly \$1,000 for materials and supplies, transportation and labor; the community contributed nearly \$600 in materials and supplies and labor.

Program Element: Maternal and Child Health, 3.1.6

Number of Activities: 32 grants, 7 training activities

Countries: Benin, Cambodia, Guatemala, Madagascar, Malawi, Nicaragua, Philippines, Tanzania

The SPA program funded 32 small grant projects and planned 7 training activities in FY 2014 under the Maternal and Child Health program element; these activities took place in Africa, Asia and Latin America. Activities in this program element focused on training individuals, mothers and households on child health and nutrition. Projects included healthy household trainings, community farming, workshops and camps.

Vignettes

With the support of a SPA grant, a Volunteer in **Tanzania**⁷ was able to expand and refurbish the maternity ward of a local health center. Due to some natural challenges in the village, including termite damage and windstorms, the local health center wished to strengthen the structural integrity of their maternity ward. Learning from their experiences, the community used high-quality materials and solid construction plans. The new center includes a waiting room for a woman's friends and family, and a kitchen where waiting relatives can assist patients giving birth. The Volunteer writes that "the United States of America may have helped put a roof over the maternity ward, but the dedication and the effort of the citizens of Ihanja laid the foundation, built the rooms, the walls, furnished the windows and doors, and gave us something to put a roof over in the first place." This project has been extremely important and helpful to the community, and the support from the SPA program made it possible. The project requested \$1,800 in materials and supplies and transport; the community contributed \$4,100 in labor and materials and supplies.

In **Guatemala**, with the support of SPA TAD totaling \$2,937 in funding, Peace Corps/Guatemala implemented a *Healthy Families* training for Volunteers, service providers and parents from each community where Peace Corps is currently implementing a Youth in Development project. As outlined in the implementation plan, the training will also include two Guatemalan members of the "Project Advisory Committee." The "workshop will included sessions on basic principles of adult-to-adult education, including the challenges and opportunities of working with rural indigenous adults, engaging Youth as Assets in the family and community, and health and wellness of adolescents." This training is intended to improve health services available to mothers and children throughout Guatemala.

⁶ SP-14-685-002

⁷ SP-14-621-001

Participants will develop a work plan and methods for implementing activities in their community in order to engage and educate parents in healthy lifestyles.

Program Element: Family Planning and Reproductive Health, 3.1.7

Number of Activities: 6 grants, 0 training activities

Countries: Benin, Senegal, Zambia

The SPA program funded 6 small grant projects and did not plan any training activities in FY 2014 under the family planning and reproductive health program element; these activities took place in Africa. Activities in this program element trained non-governmental organizations in providing quality health services, focused on training health workers and individuals in family planning approaches and health services. Projects included camps, sport tournaments, and trainings of trainers.

Vignettes

A Volunteer in **Benin**⁸ implemented a health education training with funding from a SPA grant. The community requested a two day training based on a health education workshop known as *Amour et Vie* (Love and Life) which had been previously implemented in the region and was in high demand. The concept relies on community members selecting health topics of interest and importance for the region, training motivated and interested community members and youth in the appropriate health information and prevention techniques, and then having those teams of individuals go out into the community and region and educate others in family planning techniques. Specific topics covered were health awareness, family planning and prevention of Sexually Transmitted Infections (STIs), safe sex and other topics including malaria prevention and water and sanitation. Because the participants in the training were extremely motivated, and felt empowered to educate others, the Volunteer reported that the project will be sustainable, as the information is now clearly understood and being disseminated throughout the region, and the project was initiated and implemented by the community. This grant requested \$520 for materials and supplies and transportation, and the community contributed \$490 travel, per diem, food and lodging and labor.

Program Element: Water Supply and Sanitation, 3.1.8

Number of Activities: 30 grants

Countries: Benin, Burkina Faso, The Gambia, Guinea, Rwanda, Sierra Leone, Togo, Uganda

The SPA program funded 30 small grant projects and planned 1 training activity in FY 2014 under the water supply and sanitation program element; these activities took place in Africa. Activities in this program element focused on improving access to drinking water and sanitation facilities. Projects included the construction of latrines, boreholes, trainings, behavior change seminars, camps and Water, Sanitation, and Hand Washing (WASH) campaigns.

Vignettes

With the support of a SPA grant, a Volunteer in **Togo**⁹ worked with her community to create 39 hand washing stations throughout her village and town. These water stations were accompanied with education and training about when to wash hands and the best way to do so. The hand washing stations were placed in several communal areas where latrines were also constructed, as well as at the local school and health center. The Volunteer and her counterparts presented on the importance and

⁸ SP-14-680-005

⁹ SP-14-693-013

methods for hand washing at the school, health centers, individual homes and town meetings. Through these trainings, the community as a whole began to demonstrate an understanding and use of the stations. The Volunteer reported that, “parents commented that after learning how to wash their hands at school their children came home to show them and their brothers and sisters the proper technique;” this, in addition to observation and data collection demonstrate that the project has successfully introduced hand washing techniques to the community. The project requested \$560 for materials and supplies, and the community contributed \$370 in labor, materials and supplies and transportation.



Another Volunteer in **Burkina Faso**¹⁰ implemented a SPA grant to build six latrines, and an outdoor shower alongside the health clinic latrine. The Volunteer reported that the project was very successful and the new latrines are so well constructed, they will remain useful for many years to come. In addition to the creation of these latrines and water station, the project included training on sanitation techniques. Through trainings and efforts to change behavior at the schools, the Volunteer noticed an increase in the use of the latrines, as well as an increased understanding of health and the importance of hand washing. In fact, the Volunteer wrote that as a result of seeing the benefit of the hand washing station at the health center, one local woman “even decided to replicate the health center’s hand washing station in her courtyard, and helped lead a demonstration on proper construction and usage.” This grant requested nearly \$6,000 for materials and supplies, labor and travel/food/ per diem; the Community contributed \$2,000 in labor and supplies.

Program Element: Nutrition, 3.1.9

Number of Activities: 12 grants, 1 training activity

Countries: Ghana, Mozambique, Rwanda

The SPA program funded 12 small grant projects and planned 1 training activity in FY 2014 under the nutrition program element; these activities took place in Africa. Activities in this program element focused on improving health facilities, and training on health and nutrition. Projects included the development of a school farm, animal husbandry, nutrition centers and programs.

Vignettes

In a community in **Rwanda**¹¹, a Volunteer and her community sought to address malnutrition at a local secondary boarding school through the cultivation of mushrooms. Through the support of a SPA grant, the project hosted a community training on cultivation of mushrooms indoors, as well as how to plant, maintain, harvest and cook the mushrooms. In addition to these technical trainings, lessons on good

¹⁰ SP-14-686-005

¹¹ SP-14-696-014

nutrition will be taught. The project also sought to construct a growing space, and to serve mushrooms at meals to the students at the boarding school. The project also intended to equip the school with a self-sustaining income-generating business that will allow participating staff to develop and sell mushrooms for income to support the school's resource needs. The establishment of a mushroom committee at the school helped to support this project and ensure its sustainability. The Volunteer reports a 100% increase of knowledge on mushroom cultivation, and a true investment on the part of the community. The project requested \$1,600 in SPA grant funds for materials, supplies and transportation; the community labor and land in kind, valued at approximately \$1,000.

Objective: Investing in People

Program Area: Education

Program Element: Basic Education, 3.2.1

Number of Activities: 67 grants, 12 training activities

Countries: Cambodia, Dominican Republic, Eastern Caribbean, El Salvador, Ghana, Guyana, Jamaica, Liberia, Morocco, Nicaragua, Peru, Philippines, Rwanda, Uganda, Zambia

The SPA program funded 67 small grant projects and planned 15 training activities in FY 2014 under the basic education program element; these activities took place in Africa, Asia, and Latin America. Activities in this program element focused training educators, providing educational materials and tools, non-formal education efforts, and equipping communities and counterparts in literacy interventions. Projects included library renovations, procurement of books and textbooks, peer mentoring groups, camps and workshops for both teachers, and students.

Vignettes



A Volunteer and her community in **Uganda**¹² utilized funding from a SPA grant to build a school library and resource center. The goal of the project was to “increase literacy, computer knowledge, and provide education and opportunities for income generating projects to members of the community and school.” The resource center includes a library, a computer lab where educational sessions on HIV/AIDS, malaria and sex education. The resource center is intended to make internet available to community members during after-school hours, in order to generate some income for

the school for book and furniture purchases. The project was unique in that it utilized plastic bottles that had been discarded and littered the community environment. This project touched on several sectors from education, environmental protection, and income generation, and was so creative that the national government became interested and aware of a best practice for the use and recycle of plastic bottles. The project requested nearly \$10,000 in SPA grant funds for labor, equipment, materials and

¹² SP-14-617-052

supplies and transportation; the community contributed nearly \$7,500 in both cash and in-kind for the land and venue, labor, materials and supplies.

Peace Corps/Dominican Republic ¹³

implemented a TAD for a “series of regional teacher empowerment conferences using the training of trainers model, known as “Escojo Enseñar” (I Choose to Teach).” The workshops trained over 90 participants from over 30 communities; participants included school directors, teachers and Peace Corps Volunteers. A key component of the workshop requires participants to plan and facilitate trainings in their own home communities, thereby expanding the breadth and impact of the original training.



Participants were provided with educational manuals, handouts and other resources including a Best Practices Toolkit which is “meant to promote implementation of the techniques discussed in the conference.” Educators and local counterparts are supported by their Volunteers receive the training during their first year working together with the intention that they will facilitate trainings in their own communities during their second years. Escojo Enseñar in FY 2014 reached over 300 teachers and 4,000 students. Peace Corps/Dominican Republic reports the training cost as approximately \$12,000 or \$130 per participant.

Objective: Investing in People

Program Area: Social Services and Protection for Vulnerable Populations

Program Element: Social Services, 3.3.2¹⁴

Number of Activities: 2 grants, 3 training activities

Countries: Colombia

The SPA program funded 2 small grant projects and planned 3 training activities in FY 2014 under the social services program element; these activities took place in Latin America. Activities in this program element sought to equip service providers (individuals and organizations) to serve vulnerable individuals or communities. Projects included camps and trainings.

Vignette

Volunteers in **Colombia**¹⁵ implemented a Girls Leading Our World (GLOW) Camp with the support of a SPA grant. The project brought 28 female participants between the ages of 14 and 16 together to build relationships, discuss leadership and gender roles, learn about nutrition and sexual health and establish professional development opportunities. Presenters included local female leaders and professionals. The camp offered the participants an opportunity to learn from professional Colombian women how they can achieve their professional goals within a machismo society. The girls in attendance held a panel discussion, and conducted mock-interviews. Volunteers reported that several of the professional female

¹³ TAD 534

¹⁴ All FY14 activities in Colombia used 3.2.2 Social Services indicators. However, some of these activities were funded by 6.1.1 Cross Cutting.

¹⁵ SP-14-514-002

presenters commented on how professional and mature the participants were. The project requested \$4,500 in SPA grant funds for transportation; the community contributed \$1,500 for transport and the venue.

Objective: Economic Growth

Program Area: Financial Sector

Program Element: Financial Sector Enabling Environment, 4.3.1

Number of Activities: 0 grants, 0 training activities

Countries: Guinea

Funds were available in this program element in Guinea, but no activities were implemented during FY 2014.

Objective: Economic Growth

Program Area: Agriculture

Program Element: Agriculture Enabling Environment, 4.5.1

Number of Activities: 2 grants, 0 training activities

Countries: Cambodia

The SPA program funded 2 small grant projects and did not plan any training activities in FY 2014 under the agriculture enabling environment program element; these activities took place in Asia. Activities in this program element focused on training community based organizations, and individuals in new technologies and management practices in the agriculture sector. Projects included the establishment of community gardens and informational campaigns.

Vignette

A Volunteer in **Cambodia**¹⁶ received SPA grant funding to implement a campaign and workshop in a local community high school that would work to increase environmental awareness, and empower students at the school to implement a trash education campaign. The “campaign will increase volunteerism and peer education” and emphasize the importance of cleaning school grounds and the hazards of plastic litter and waste. Youth were trained and educated, and through weekly school-wide clean-up campaigns the grant helped to foster a sense of school pride and accountability for ensuring environmental awareness throughout the school. The project requested approximately \$300 SPA funds for materials and supplies to build large garbage bins; the community contributed nearly \$150 for supplies and land use/venue rental.

Program Element: Agriculture Sector Productivity, 4.5.2

Number of Activities: 35 grants, 5 training activities

Countries: Cambodia, Ethiopia, Ghana, Nepal, Nicaragua, Uganda, Zambia

The SPA program funded 35 small grant projects and planned 5 training activities in FY 2014 under the agriculture sector productivity program element; these activities took place in Asia, Africa and Latin America. Activities in this program element focused on trainings in business development, improved technologies and efforts to promote and improve food security. Projects included trainings, camps and workshops, and establishment of gardens at schools and community centers.

¹⁶ SP-14-303-002

Vignettes



A Volunteer and her counterparts in **Ethiopia**¹⁷ received SPA grant funding to implement a gardening project at a local prison that would improve inmate nutrition and build a variety of skills for both the inmates and prison commanders. Based on the needs identified by the prison inmates and their commanders, the Volunteer worked with a local gardening specialist to design and create an irrigation system to bring water from a nearby river to the prison's farmland, and train prison inmates in gardening techniques. The Volunteer reported that "the results of the gardening training were immediate, [...] the individuals trained have a

better knowledge of home gardening and nutritional principles," and with the creation of the irrigation system, these new skills can be put to use immediately and improve the inmate's nutrition. Additionally, the Volunteer's counterpart co-wrote the SPA grant with her, and learned the process for grant-writing, budgeting and lesson planning. The project requested nearly \$4,500 in SPA grant funds for equipment and materials; the community contributed \$7,000 in supplies, transport, land and labor.

A community and Volunteer in **Nepal**¹⁸ utilized funding from a SPA grant to build eighteen plastic tunnels and houses and train a local farmer group in the benefits of off-season agriculture. The goal of the project is to increase agricultural yield, income and diversity of crops for a local farmer group within a marginalized community. Workshop participants will bring their training to their own communities, and train other farmer groups using "new knowledge, skills, capacity and income to address other issues within their communities."

Furthermore, as a result of this training, this project has helped establish a working relationship/partnership

"between the marginalized farmers and the District Agriculture Development Office in order to collaborate on future projects together." Participants were able to see immediate results and remained energetic and invested, and appreciated the short term benefits from the project, including improved health and agriculture and



increased income as a result of implementing new skills and utilizing the plastic tunnels and houses. The project requested approximately \$1,000 in SPA grant funds for materials and supplies; the community contributed nearly \$1,900 in materials and travel/per diem costs for the trainers.

¹⁷ SP-14-663-003

¹⁸ SP-14-367-005



Objective: Economic Growth

Program Area: Private Sector Competitiveness

Program Element: Business Enabling Environment, 4.6.1

Number of Activities: 3 grants, 1 training activity

Countries: Mexico

The SPA program funded 3 small grant projects and planned 1 training activity in FY 2014 under the business enabling environment program element; these activities took place in Latin America. Activities in this program element focused on building capacity of local counterparts, community based organizations, business and government entities in the business environment. Projects included technical training workshops and business development seminars.

Vignettes

In **Mexico**¹⁹, a Volunteer worked with a local university to host “a workshop on rainwater capture, and installed the first rainwater harvesting system on campus.” A post-workshop evaluation “showed that community members were interested in rainwater harvesting business and research opportunities.” As a result, the Volunteer and university requested USAID SPA grant funds to hold a seminar on the topic. “Experts from non-governmental organizations and Mexico’s premier research university, UNAM, discussed opportunities for starting rainwater harvesting businesses, how to implement affordable wastewater treatment facilities and how to improve university landscape water conservation practices, and ideas for reusing wastewater nutrients for landscaped land.” As a result of the seminar, “attendees gained technical knowledge in starting rainwater harvesting and water conservation business and research projects, and discovered community partnership opportunities through which to implement them.” The project requested nearly \$1,000 in SPA grant funds to support the speakers at the event, and the community contributed 56% of the project total (\$1,300) to support transportation and per diem costs for the speakers.

¹⁹ SP-14-510-021



Program Element: Private Sector Capacity, 4.6.2

Number of Activities: 0 grants, 0 training activities

Countries: Dominican Republic

Funds were available in this program element in the Dominican Republic; however, no activities were implemented during Fiscal Year 2014.

Program Element: Workforce Development, 4.6.3

Number of Activities: 22 grants, 5 training activities

Countries: Eastern Caribbean, Guyana, Jordan, Morocco, Nicaragua

The SPA program funded 22 small grant projects and planned 5 training activities in FY 2014 under the workforce development program element; these activities took place in Latin America and the Middle East. Activities in this program element focused on improving technical skills and building capacity of counterparts, community members, institutions and organizations, and youth in preparation and support of employment. Projects included camps, trainings, the construction, and the refurbishment or enhancement of community center and technology resource rooms.

Vignettes

With the support of SPA funding, Peace Corps/**Morocco**²⁰, in conjunction with a local organization, INJAZ Morocco, implemented a training for 20 Peace Corps Volunteers and 20 local Moroccan counterparts. The training prepared participants to facilitate three separate courses in their local Dar Chababs (i.e. Youth Centers): “Entrepreneurship Master Class,” “It’s My Business,” and “Economics for Success.” The training intended that each Volunteer and his/her counterpart be equipped to lead these sessions in their communities, reaching at least 200 youth with all three courses in the first year after the training. Measurements towards the intended objectives of this training were not available by the time of this report. This training activity was implemented using \$20,800 in SPA funds.

With SPA funding, Volunteers in **Guyana**²¹ implemented a Camp GLOW (Girls Leading Our World) for 35 girls between the ages of 13 and 17, 10 Guyanese Counselors and 5 Counselors in Training. The camp

²⁰ TAD 415

²¹ SP-14-504-004

brought together girls from six regions throughout the country and offered an opportunity to participants to explore leadership skills, healthy relationship and communication skills, and positive lifestyle choices for their lives. Through varied activities, including presentations from local guest speakers, career planning, art therapy and fun interactive games, the camp allows participants to break down barriers and become empowered. GLOW camps are designed so that participants can return to their communities and further educate/train their friends and colleagues.



One newly trained Camp Counselor said that she plans to host a radio show, “GLOW Show” in her village, saying, “this way, I can continue educating women throughout my community on ways to exceed and create change.” The project requested \$8,200 in SPA funding for materials and supplies and participant transportation. The community contributed nearly \$5,000 in labor, transport, materials and food.

Objective: Economic Growth

Program Area: Environment

Program Element: Natural Resources and Biodiversity, 4.8.1

Number of Activities: 7 grants, 3 training activities

Countries: Ecuador, Mexico, Philippines

The SPA program funded 7 small grant projects and planned 3 training activities in FY 2014 under the natural resources and biodiversity program element; these activities took place in Asia and Latin America. Activities in this program element focused on training individuals increasing economic benefits as a result of from sustainable natural resource management and biodiversity conservation, and the hectares showing improved biophysical conditions. Projects included the enhancement of a marine education center, educational training and watershed monitoring.

Vignette

With SPA funding, a Volunteer in the **Philippines**²², implemented a project to strengthen the Marine Protected Area in a Local Government Unit (LGU). The project goal, to strengthen management of four costal Marine Protected Areas (MPA)/ fish sanctuary, was achieved through three distinct objectives to: 1. conduct a habitat assessment and install boundary markers/signs, 2. train individuals in management boards, and draft a management plan, and 3. conduct Information, Education and Communication (IEC) trainings for community members. Seventeen representatives attended a workshop and drafted a unified MPA Management Plan. Boundary installations and signs were constructed and completed, and three assessments of the MPAs were completed. As a result of this project, there is now stronger support from communities for the welfare of their MPAs, and new boundary markets assist communities in monitoring and enforcing penalties for illegal fishing. By increasing the level of awareness and participation of coastal residents on the benefits of MPAs, including increased fish

²² SP-14-492-001

populations, they will benefit from a more stable and secure livelihood from fishing. The project requested \$3,500 in SPA funding to purchase equipment, and facilitate installation of boundary signs. The community contributed nearly \$2,500 for labor, equipment, and transportation.



Program Element: Clean Productive Environment, 4.8.2

Number of Activities: 60 grants, 14 training activities

Countries: Cambodia, Fiji, Guatemala, Jamaica, Mexico, Peru, Philippines, Tonga, Vanuatu

The SPA program funded 60 small grant projects and planned 14 training activities in FY 2014 under the clean productive environment program element; these activities took place in Asia and Latin America. Activities in this program element focused on training and improving institutional capacity to address climate change. Projects included camps, workshops, infrastructure improvements and reforestation efforts.

Vignettes

Peace Corps/**Peru**²³ implemented training using \$2,138 in SPA funds, which included a PDM workshop for Volunteers and their counterparts. The PDM was facilitated over a two day period and trained participants on the process of designing and planning out the steps needed to execute a small community project. The PDM workshop was followed by a three day technical training on rural sanitation, and included the following objectives that will allow Volunteers and their counterparts to a) improve access to safe, reliable water and improved hygiene and sanitation; b) improve water and sanitation management by training volunteers to 1) help water committees and other local community groups improve their organizational skills, 2) work with elected municipal officials and other leaders on improving community awareness of responsible water use, and 3) train and support municipal workers in designing, developing and implementing solid waste management plans. As a result of this training, small project proposals requesting funding better represent community needs and emphasize community commitment, prioritizing behavior change in order to support sustainable solutions. Volunteers and counterparts will have improved technical skills that benefit their communities and the environment.

A Volunteer in **Fiji**²⁴ worked with his community on the remote outer island of Kioa. With his community the Volunteer worked to design and construct a 70 foot sea wall. The process involved building baskets filled with stones, constructing cement boulders to help protect the sea wall and break the waves, and transplant soil and plants in front of the wall to create a “living sea wall” and further strengthen the

²³ TAD 447

²⁴ SP-14-411-004

structure. The project was a great success, and once the materials and supplies were delivered, took only 2.5 days to complete. The whole community played an important role in the construction and took ownership and pride in the project. The project requested \$4,500 in SPA funding for equipment and supplies and transportation. The community contributed over \$5,000 in labor to construct the sea wall.



Objective: Humanitarian Assistance

Program Area: Disaster Readiness

Program Element: Capacity Building, Preparedness and Planning, 5.2.1

Number of Activities: 3 grants, 1 training activity

Countries: Micronesia

The SPA program funded 3 small grant projects and planned 1 training activity in FY 2014 under the capacity building, preparedness and planning program element; these activities took place in Asia. Activities in this program element focused on training individuals in preparedness, developing risk reduction plans, policies, strategies, systems or curricula, and preparing schools and communities with a disaster risk reduction plan. Projects included camps and infrastructure improvement and trainings.

Vignettes

Volunteers and their counterparts implemented a Camp Girls Leading Our World (GLOW) SPA project in **Micronesia**²⁵ that focused on hygiene, HIV/AIDS, relationships, substance abuse, nutrition and first aid. The International Office of Migration, Island Food Community of Pohnpei, Pohnpei Women's Council and the Office of Social Affairs conducted sessions and provided community support. The GLOW Camp created a support system among nine different schools and several community members. As a result of the camp, participants will be able to share information with their families, friends and members of their

²⁵ SP-14-401-001

home communities. The project requested \$6,300 in SPA funding for labor and venue, transportation and lodging and meal costs. The community contributed nearly \$5,300 for materials and supplies. Camp TOBE (Boys to Men) was implemented in **Micronesia**²⁶ by Volunteers and local counterparts to engage male youth and teach leadership, teamwork, ambition, respect and community service. Participants also learned new skills to identify warnings and prepare for natural disasters and first aid emergencies, effective strategies for avoiding drugs and alcohol. Volunteers worked in tandem with local counterparts to ensure the camp would be relevant and engaging for participants, and sustainable. Half of the sessions were led by male counterparts and several sessions were led by local organizations. Engaging men as session facilitators and leaders allows participants to connect well with ideas and information. The project requested \$1,900 in SPA funding for travel/per diem and food costs. The community contributed \$750 for labor and the venue.

Objective: Cross Cutting

Program Element: Cross Cutting, 6.1.1

Number of Activities: 16 grants, 6 training activities

Countries: Kyrgyz Republic, Colombia

The SPA program funded 16 small grant projects and planned 6 training activities in FY 2014 under the cross cutting program element; these activities took place in Asia and Latin America. Activities in this program element focused on providing new services to community groups, youth and service providers.

The Cross Cutting element allows Peace Corps posts to utilize funds to support projects in a variety of program areas and elements. Per agreement with the USAID mission in Colombia, Peace Corps/Colombia reported only on indicators for 3.3.2 Social Services for all activities funded under program element 6.1.1 Cross Cutting in FY 2014.

Peace Corps/Kyrgyz Republic chose to report on their projects and trainings funded by 6.1.1 Cross Cutting using indicators from the following program elements:

Elements	Grants	Training Activity Description (TAD)
2.4.1, Civic Participation	2	0
3.1.1, HIV/AIDS	1	0
3.1.7, Family Planning and Reproductive Health	3	0
3.1.8, Water Supply and Sanitation	1	0
3.2.1, Basic Education	2	3
4.5.2, Agricultural Sector Productivity	0	0
4.7.3, Strengthen Microenterprise Productivity	1	0
6.1.1, Cross Cutting	1	0

Due to the transition to PCGO and the technical challenges associated with updating indicators in the new system, Kyrgyz Republic reported on a variety of elements shown above, rather than incorporating indicators into the 6.1.1 Cross Cutting sector, which was their sole source of funding for SPA activities. As a result, in the interest of representing data from each element accurately and in alignment with the financial data, all data from Kyrgyz Republic has been pulled from the individual element's aggregated data set. Please see the indicator section for 6.6.1 Cross Cutting in Appendix 2 for a detailed representation of activities in Kyrgyz Republic funded with Cross Cutting funding.

²⁶ SP-14-401-002

Regional Peace Corps Initiatives

In FY 2014, regional initiatives continued to help meet USAID and Peace Corps goals and objectives through malaria prevention, water sanitation and hygiene, and the Water and Development Alliance Partnership.

Stomping Out Malaria

In support of the Peace Corps' Stomping out Malaria in Africa initiative, USAID and the Peace Corps agreed to expand the allowable use of SPA funds starting in FY 2012. USAID/PMI agreed, in cases where Volunteers are primarily focused on malaria, to fund Volunteer housing, travel, training, materials, supplies and equipment in support of malaria prevention duties with SPA program element 3.1.3 malaria funds. These program funds may not fund core Volunteer allowances, medical expenses, and readjustment allowance. The expanded allowable use of funds, in particular housing costs and equipment, are only allowed in support the Stomping out Malaria in Africa initiative under program element 3.1.3.

West Africa Regional Funds

In FY 2014, the Peace Corps requested additional funding for WASH projects from the USAID/West Africa Mission. However, after several conversations, it was determined that the USAID/West Africa Regional Mission would no longer fund SPA WASH moving forward due to the focus on urban areas and the need to reach higher numbers of beneficiaries.

Of the \$250,000 negotiated funds for 3.1.8 Health Water Supply and Sanitation, a total of \$30,218 remains across seven Peace Corps posts that participated in this initiative. Of the countries listed below, Peace Corps programs in Guinea and Sierra Leone were suspended in July 2014 due to the outbreak of Ebola in West Africa. This resulted in the cancellation of several activities that had been planned with these remaining funds. Peace Corps anticipates that these posts will reopen in the second half of FY 2015, and that funds will be spent by the end of the year.

Program Element	Peace Corps Post	Amount Remaining
3.1.8 Health Water Supply and Sanitation	Benin	\$3,989.43
3.1.8 Health Water Supply and Sanitation	Burkina Faso	\$4,169.80
3.1.8 Health Water Supply and Sanitation	Cameroon	\$57.83
3.1.8 Health Water Supply and Sanitation	Guinea	\$7,910.03
3.1.8 Health Water Supply and Sanitation	Sierra Leone	\$12,330.17
3.1.8 Health Water Supply and Sanitation	The Gambia	\$988.69
3.1.8 Health Water Supply and Sanitation	Togo	\$772.14
	Total Amount	\$30,218.09

Of the \$100,000 in funds negotiated for 3.1.1 Health/HIV/AIDs, a total of \$40,358.53 remains across the three posts that received funds through this initiative under this program element. Volunteers in each of the countries listed below have submitted projects to be implemented in FY15 that will finish this funding.

Program Element	Peace Corps Post	Amount Remaining
3.1.1 Health/HIV/AIDs	Benin	\$4,179.24
3.1.1 Health/HIV/AIDs	Burkina Faso	\$22,019.12
3.1.1 Health/HIV/AIDs	Togo	\$14,160.17
	Total Amount	\$40,358.53

Water and Development Alliance (WADA) Partnership

In August 2012, Peace Corps and WADA partnered to improve local capacity to deliver sustainable WASH services by collaborating on the following activities:

1. Co-developing leading WASH training materials for use by Peace Corps staff, Peace Corps Volunteers and their local counterparts around the world.
2. Facilitating a sub-regional conference in Africa to disseminate the training materials and train trainers.
3. Leveraging the Small Project Assistance Program (SPA) – a longstanding Peace Corps partnership with USAID – to implement WASH interventions to increase sustainability of services over time.

The WASH Training Package continues to be relied upon as an increasingly valuable tool for WASH programming in West Africa and throughout the 26 countries where Volunteers work primarily in the WASH sector. This partnership continues to produce a multiplier effect in countries throughout West Africa by increasing Peace Corps Volunteers' and their host communities' capacity in key areas of water, sanitation and hygiene.

As of October 2014, 19 SPA grants had been awarded to Volunteers who either attended the 2013 WASH conference or whose program managers attended and subsequently trained the Volunteer. The amount of SPA funds matched currently total \$18,098.95, with an additional \$29,411.95 leveraged by host communities.

With each SPA project, the results clearly demonstrate the impact these projects are having at the community level - 17,999 people gained access to an improved drinking water source; 17,526 people gained access to an improved sanitation facility; 1,958 community members were directly involved in the design and implementation of a project; and 62,578 were indirectly benefited.

Program Activities

Peace Corps Small Grants Program

The Peace Corps has six unique small grant funding programs available to Volunteers to support their small capacity-building community-initiated projects. Since 2012, Peace Corps has worked to streamline these six funding sources into one Small Grants Program with uniform policy, procedures and tools. The Peace Corps Small Grants Program includes the following funding sources:

- USAID/Small Project Assistance (SPA)
- USAID/Food Security (FTF)
- USAID/Global Education Framework (GEF)
- Private Sector Donations/ Peace Corps Partnership Program (PCPP)
- OGAC-PEPFAR/Volunteer Activities Support and Training (VAST)
- DOS/Energy Climate Partnership of the Americas (ECPA)

Peace Corps Small Grants Program Goal

The goal of the Small Grants Program is to improve the effective and strategic use of small grants to support community capacity-building consistent with the Peace Corps approach to development. Through unified tools, this program enables posts to better support community development through small projects. In addition, this program assists Volunteers and staff to more effectively monitor report and evaluate small grants.

Peace Corps Grants Online (PCGO)

The Small Grant Program entered a formative year in 2014 with the introduction and release of PCGO to all 65 Peace Corps posts around the world. PCGO is a Web-based Grants Management System that supports the full life-cycle of a small grant, from submission to completion. PCGO is comprised of two parts: (1) an online Volunteer web portal, where Volunteers may submit a project proposal, track their project spending, and enter completion report data, and (2) a database that allows post and headquarters staff to accurately manage and report on grants across the Peace Corps Small Grants Program.

In January 2014, PCGO was introduced to the field through remote, self-paced training and guidance materials, and conference calls. Through quarter two and three of FY 2014, Peace Corps posts adjusted to the new automated system. The new system allows small grant program information to be shared in real time between Volunteers and staff, and between staff in field offices and at headquarters. PCGO has robust, easy-to-use reporting features and improves record keeping. Additionally, the system allows for automatic email notifications, reducing administrative staff time. The system also automatically links application information with completion reports, auto-filling data into final project reports. These documents are all easily printable and compatible with all computers. The Small Grants Program at Peace Corps received funding through a Request for Agency Resources (RAR) to fund two PCGO staff positions for post support: a PCGO Program Specialist, and a data entry assistant.

Though the benefits of PCGO have transformed grant management at Peace Corps, some challenges were identified early in the roll-out and are being continually addressed. The primary issue among posts and Volunteers revolved around low internet bandwidth. Though PCGO did include an offline solution, it was not ideal or useful for all users. The Small Grants Working Group at Peace Corps, with support from other stakeholder offices at Peace Corps, have secured funding in 2015 for increased improvements in the PCGO system, ongoing staff support, and a more efficient offline solution for Volunteers who do not have internet access for their application and completion reports.

Small Grants (SPA) Coordinators Regional Training Workshop- Peace Corps Inter-Americas and Pacific Region (IAP)/ USAID Latin America Region



The Peace Corps provides training for all Small Grants Coordinators annually. In the SPA 2013 Annual Report, Peace Corps projected that a 2014 Africa Small Grants (SPA) Coordinators Training Workshop would be held in Ghana in Quarter 4 of FY 2014. However, due to several unforeseen events including travel restrictions, and suspension of Peace Corps posts in West Africa due to the Ebola outbreak, the workshop could not be planned in Africa. As a result, the SPA program reassessed hosting the training in Ghana, and determined that delaying the Africa workshop would be appropriate. However, in an effort to provide an annual training and utilize the already-approved FY 2014 funding, the SPA program coordinated with the Peace Corps IAP Region to host the workshop in Washington D.C. for IAP Small Grants Coordinators.

From December 9-12, 2014, the Peace Corps facilitated a four-day workshop for 21 participants in Washington, D.C. Due to the recent transitions at Peace Corps to streamline all small grant funding sources into one singular small grants program, this workshop was expanded to include representatives from all IAP countries, including participants from countries that have SPA funding and those that do not. The majority of topics presented were relevant to all small grants programs, with SPA-specific sessions held for coordinators from countries that receive SPA funding. The workshop was facilitated by Peace Corps headquarters SPA program staff, Peace Corps Small Grants Program experts, IAP Region staff, and Monitoring and Evaluation experts from Peace Corps' OPATS team.

The goals and objectives of the workshop were to provide technical, programmatic and administrative training to IAP region small grants coordinators in order to:

- Build post staff capacity to effectively manage small grants programs;
- Train coordinators to train Volunteers and counterparts on small grants program and resources;
- Share small grants program management best practices and foster a peer support network;
- Provide examples and support for using PCGO;
- Train coordinators on techniques and opportunities for improved monitoring, reporting and evaluation of grants;
- Clarify the details of the SPA IV agreement to help with implementation at the post level; and,
- Offer concurrent non-SPA sessions for countries that do not have FY15 SPA funding.

Learning objectives included:

- Demonstrate effective management skills of the SPA and other small grants programs;
- Demonstrate an understanding of the SPA IV agreement;
- Gain and develop a new understanding of best practices for program monitoring, reporting and evaluation of small grant projects and programs at post;
- Develop understanding of PCGO system for post level management and volunteer support; and,
- Learn and understand different approaches to post-level program management through post presentations.



The workshop collected a Needs Assessment prior to the workshop, and daily evaluations throughout the training. Though a Final Assessment was not conducted by the time of this report, a summative review of the daily evaluations indicates that the Workshop was well received and considered useful. Specifically, the highest ranked²⁷ sessions were: (1) the *Peace Corps Grants Online (PCGO)* (Average 5.00) session which offered step-by-step practical exercises in the PCGO system; (2) *Peace Corps Partnership Program (PCPP)*, *Gifts and the Office of Gifts and Grants Management* (Average 5.00),

which offered an overview of other funding programs at Peace Corps, and ways to market projects on Peace Corps' website; (3) Review of the *"Parking Lot"/ Final Questions* (Average 4.89) which sought to

²⁷ Rankings based on a scale of 1 to 5. 1= least effective/ 5=most effective. A complete list of session rankings can be found in Appendix 5.

tie up any loose ends in programmatic or administrative understanding; (4) *Sharing Best Practices* (Average 4.82), which allowed each post to learn new approaches from their colleagues; and (5) the SPA –specific session (Average 4.77) which reviewed administrative management processes for posts with SPA funding.

The session that was identified by 11 participants as the most useful was the *Small Grants Program* session, which introduced and reviewed the program's policies, procedures, and tools and answered any questions. The *Monitoring Reporting and Evaluation Introduction* session was identified as the least useful session though it did receive high marks (averaging 4.20 with 74 percent response rate). It is also important to note that although this session was listed as the least useful by four participants, four participants also listed it as the most useful session of the day. The general comments surrounding this session imply that several participants already felt very comfortable with this information, while others did not. This indicates that the session was both useful to those who needed the information, and less useful for those more expert participants. In future workshops, the facilitators may wish to separate experts from new learners for group exercises during this session.



Lastly, this Workshop instituted for the first time, an opportunity for each participant to present his or her post's Small Grant Program processes (best practices), challenges and project examples to their fellow colleagues, Peace Corps headquarters Staff and USAID/Washington Staff. These presentations were extremely well received with 17 of the 21 participants stating explicitly in their evaluations that these presentations were useful and important to their learning and acquisition of new ideas.

Key Outcomes:

- 21 Participants
- 20 Countries: Belize*, Colombia, Costa Rica*, Dominican Republic, Eastern Caribbean, Ecuador*, El Salvador*, Fiji, Federated States of Micronesia-Palau, Guatemala, Guyana, Jamaica, Mexico, Nicaragua, Panama*, Paraguay*, Peru, Samoa, Tonga, Vanuatu.²⁸
- Interactive training sessions on PCGO system
- Post presentations to share best-practices, challenges and project examples

²⁸ * Indicates countries that do not receive SPA funding.

- Peace Corps headquarters and USAID participation in planning and implementation
- Networking opportunity with fellow coordinators and Peace Corps Headquarters staff
- Monitoring, Reporting and Evaluation sessions conducted by MRE experts Trainings on funding available to Volunteers and post without SPA funding



OIG Country Level Audits, Evaluations and Findings

In FY 2014 the Peace Corps Office of the Inspector General (OIG) conducted evaluations and audits that produced findings and recommendations related to the SPA program and Small Grants/External Funds management in several posts. All reports can be found on the Peace Corps' public website at: <http://www.peacecorps.gov/about/inspgen/reports/>

Program Audits

In the **Dominican Republic**, the OIG Audit Report²⁹ found that “post did not establish adequate separation of duties in management of the grant process, and that post did not adequately track and monitor the progress of grant projects.” Additionally, the OIG found that “three SPA projects from 2012 where funds were disbursed to Volunteers but were not included on the grant tracking sheet. Also, the former billing officer failed to update the project status for a 2013 SPA and PCPP grant...By not recording and tracking new grants disbursed to Volunteers and appropriately updating the spreadsheets with changes in the project status, the internal controls for monitoring and tracking grants were subverted and funds were misappropriated.” The Audit found that “according to an April 2014 OIG investigation a Volunteer cancelled a SPA grant because of an unanticipated site change. The Volunteer informed the former billing officer that the project was cancelled. Instead of creating a Bill of Collection for the unused funds and instructing the Volunteer to return the money to the cashier, the Volunteer was told to withdraw the \$4,995 USD of unused grant funds and return it to the former billing officer. Ultimately, the former billing officer admitted stealing the SPA grant and grant funds from other projects.” The Audit Report recommended that: a) duties are reassigned so that the duty of cash collection is performed only by the cashier; b) post work to update their project tracking sheets to include the Volunteers' close-of-service date, and estimated project completion dates; c) post develop a reconciliation process with appropriate Peace Corps headquarters office to close out and account for \$65,415 USD related to 33 grant projects that remained open after the Volunteers' completion of service; and, d) post work with headquarters to determine a process that allows post to recover missing funds from a Volunteer should they depart post without returning funds or submitting a completion report, through their re-adjustment allowance.

In **The Gambia**, the OIG Audit Report³⁰ found that the post “did not separate grants management from the review process and the billing function from cash collection.” This lack of distinction of duties is not in line with the Government Accountability Office (GAO)'s standard that “key duties are divided among different people.”³¹ The OIG “did not identify any improper actions;” and recommended that: a) duties are reassigned so that the duty of cash collection is performed only by the cashier; and, b) post work to update their project tracking sheet include the Volunteers' close of service date, and estimated project completion dates.

In **Macedonia**, the OIG Audit Report³² discussed a similar finding: due to staff turnover, one individual was coordinating all aspects of the grant program management, including collection of funds. Though no improper actions were identified, the OIG recommended that post reassign responsibilities in order to separate duties among different staff members. Additionally, the OIG discovered that in 2009 a Volunteer terminated her/his service prior to the completion of his/her SPA project. Though the funds

²⁹ Peace Corps OIG, *Dominican Republic Final Audit Report*, http://files.peacecorps.gov/multimedia/pdf/policies/PCIG_Dominican_Republic_Final_Audit_Report.pdf

³⁰ Peace Corps OIG, *The Gambia Final Audit Report*, (http://files.peacecorps.gov/multimedia/pdf/policies/PCIG_The_Gambia_Final_Audit_Report.pdf)

³¹ Government Accountability Office (GAO), *Internal Control Management and Evaluation Tool*

³² Peace Corps OIG, *Macedonia Final Audit Report*, http://files.peacecorps.gov/multimedia/pdf/policies/PCIG_Macedonia_Final_Audit_Report.pdf

were returned to post by way of another Volunteer, it took post approximately 5 weeks to create a bill of collection. Though the funds were accounted for and returned, the OIG recommended that post staff create bills of collection as soon as funds are returned.

For each of the country audits, the Peace Corps posts concurred with the OIG findings for Small Grants; the posts have either completed or are currently working to finalize and close out actions that respond to the OIG recommendations.

Program Evaluations

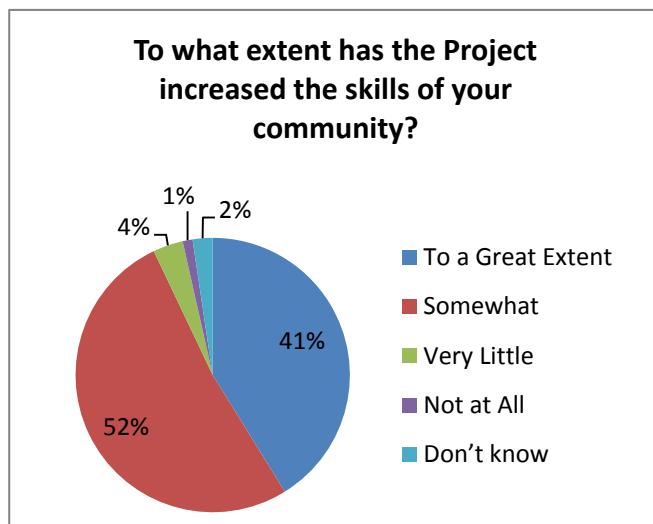
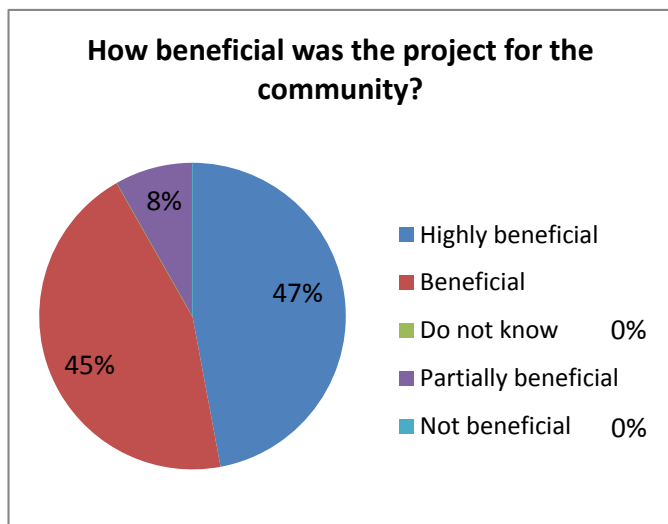
In **Armenia**, the OIG conducted a programmatic evaluation³³ which determined that there were no major concerns with the SPA program, and that Volunteers found the program favorable. The post also conducted an independent evaluation of their SPA program.

In **Mexico**, the OIG conducted a programmatic evaluation³⁴ which determined that the program was running well despite some staffing gaps. Volunteers interviewed “reported that their SPA projects were progressing well” and had a positive experience with the program.

In the **Philippines**, the OIG conducted a programmatic evaluation³⁵ that found no issues with the Small Grants activities in-country or with the SPA program. Volunteers interviewed “expressed confidence in the oversight provided by the small grants committee. Among the 11 small grant projects that Volunteers could rate in terms of their effectiveness, eight were rated positively (at least 4 out of 5).”

Peace Corps/Armenia SPA Program Evaluation

In FY 2014, the Peace Corps/Armenia SPA Program completed an in-country evaluation. The final evaluation report presented activities carried out from November 15, 2013 through December 28, 2013. The evaluation focused on 16 SPA projects completed by Peace Corps Volunteers and their community partners over fiscal years 2009-2012. The study aimed at assessing the sustainability of the projects and any activities or actions that evolved from them.

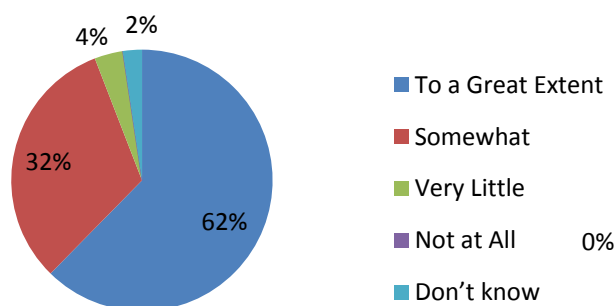


³³ Peace Corps OIG, *Armenia Final Evaluation Report*, http://files.peacecorps.gov/multimedia/pdf/policies/PCIG_Armenia_Final_Evaluation_Report.pdf

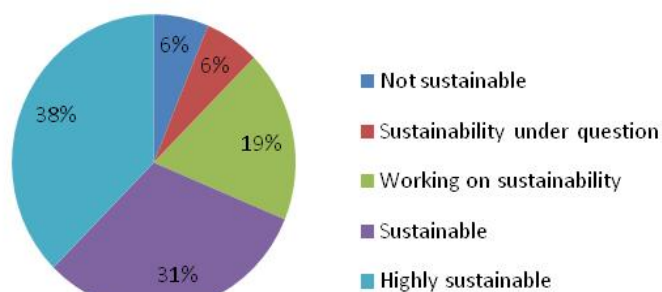
³⁴ Peace Corps OIG, *Mexico Final Evaluation Report*, http://files.peacecorps.gov/multimedia/pdf/policies/PCIG_Mexico_Final_Evaluation_Report.pdf

³⁵ Peace Corps OIG, *Philippines Final Evaluation Report*, http://files.peacecorps.gov/multimedia/pdf/policies/PCIG_Philippines_Final_Evaluation_Report.pdf

To what extent has the chosen actions and activities solved the problem the project aimed at solving



Project Sustainability



The evaluation determined that the majority of SPA projects were achieving their expected results and the benefits gained from the project were notable. According to the respondents, even a small project with a small impact was important for the community. In about 90 percent of the cases, beneficiaries were highly satisfied with the project.

Program Challenges

Funding

In recent fiscal years, uploading annual SPA funding to posts in a timely manner has been a challenge for both USAID and Peace Corps. Posts are discouraged from having carryover funds and encouraged to spend their annual SPA funding within the same fiscal year. However, in FY 2014 posts did not receive new SPA funds until February 2015. This delay in receiving agreed upon funds made planning for trainings and Volunteer projects difficult. Many posts had to postpone or cancel trainings that had been planned for the first half of the fiscal year. Although some trainings were rescheduled, others were no longer feasible due to Volunteer schedules or conflicts with previously planned activities. Last, as program support costs are allowed under the SPA IV agreement, delays in funding also affected some SPA grant coordinators receiving their expected salaries.

Staff Transition

During FY 2014, the SPA program at Peace Corps headquarters underwent significant staff transition. The program is supported by two full-time staff positions; both positions departed Peace Corps within two months of each other (April and June) in early 2014. This transition took place during the introduction of the PCGO system to all Peace Corps posts. In June 2014, the two positions were replaced. The program also identified a need for an additional position to contribute to post and program support, specifically Monitoring, Reporting and Evaluation, and conference preparation and facilitation. This position was approved as a temporary staff position to be funded in FY 2015. Staff retention continues to be a challenge at Peace Corps with the 5 year rule in place, making it difficult to anticipate staff transitions.

Reduction in Small Grant Projects

The introduction of PCGO to the field required significant adjustment among several stakeholders, including: post staff, Peace Corps Chief Information Office (CIO) internet services, Volunteers, and headquarters staff. As a result of some of the challenges associated with the system, Volunteers were less able and likely to submit applications for SPA projects during quarter one and two of FY 2014. Therefore, the SPA program estimates that the significantly fewer small grants implemented in FY 2014

are the result of several factors, including the PCGO roll out, and the loss of SPA funding from USAID West Africa in Peace Corps' West African countries.

Indicators and Data Collection in PCGO

All SPA projects report on both USAID Foreign Assistance Framework Indicators (standard and custom) and Peace Corps-specific indicators. These indicators were added to the PCGO system prior to its introduction to the field in January 2014. Several factors contributed to challenges with indicator documentation, data collection and aggregation for this report: (1) Staff transition in the SPA program meant that staff was not able to confirm that all standard and custom SPA indicators were appropriately entered into PCGO; (2) the SPA Indicators report in PCGO was not confirmed or tested early in the roll-out. This challenged data quality, review and compilation at the end of the fiscal year; (3) distinction between custom and standard SPA indicators was not factored into the PCGO system.

SPA IV FY2013-2017 Looking Forward

The next fiscal year, FY15, marks the halfway point in the SPA IV agreement. This presents an excellent opportunity to review the last two years of the SPA IV agreement and look forward to the next two years. It will be essential to begin this internal program review before FY16, when Peace Corps will contract a full agreement evaluation as required by the SPA IV agreement.

FY 2014 highlights will also include:

- ✓ New SPA programs in South Africa, Mongolia, and Samoa
- ✓ Peace Corps/Madagascar in-country evaluation
- ✓ Rescheduling the Africa regional small grants conference, which had to be postponed due to health issues in West Africa

Appendices

APPENDIX 1: PEACE CORPS COUNTRIES PARTICIPATING IN THE SPA PROGRAM (USAID BUREAU)

APPENDIX 2: SPA PROGRAM ELEMENT INDICATORS

APPENDIX 3: SPA FY 2014 FINANCIAL REPORT

APPENDIX 4: SMALL GRANT PROGRAM PEACE CORPS GRANTS ONLINE (PCGO)

APPENDIX 5: IAP SMALL GRANTS COORDINATORS WORKSHOP 2014

APPENDIX 6: IAP SMALL GRANTS COORDINATORS WORKSHOP SESSION RANKINGS

Appendix 1: Peace Corps Countries Participating in the SPA Program (USAID Bureau)

Africa Bureau	Latin America Bureau	Asia Bureau	Middle East Bureau	Europe and Eurasia Bureau
Benin Burkina Faso Cameroon Ethiopia Ghana Guinea Liberia Madagascar Malawi Mozambique Rwanda Senegal Sierra Leone Tanzania The Gambia Togo Uganda Zambia	Colombia Dominican Republic Eastern Caribbean: -Antigua & Barbuda -Dominica -Grenada -St. Kitts & Nevis -St. Lucia -St. Vincent Ecuador El Salvador Guatemala Guyana Jamaica Mexico Nicaragua Peru	Cambodia Fiji Kyrgyz Republic Micronesia Nepal Philippines Vanuatu	Jordan Morocco	Albania Armenia Azerbaijan Georgia Macedonia Moldova Ukraine
18 Countries	16 Countries	7 Countries	2 Countries	7 Countries

Appendix 2: SPA Program Element Indicators

2.4.1, Civic Participation

Metric	Female(s) 14 and below	Female(s) 15-24	Female(s) 25 and above	Male(s) 14 and below	Male(s) 15-24	Male(s) 25 and above
# of people trained/educated in organizational capacity and/or leadership	2040	2287	2040	1944	1664	841
# of people who have completed USG-assisted civic education programs	1911	2656	1088	1841	1130	390
# of civil society organizations using US government assistance to improve internal organizational capacity	Civil Society Organizations					
	586					
	Organizations					
	48					

3.1.1, HIV/AIDS

Metric	Female(s) 14 and below	Female(s) 15-24	Female(s) 25 and above	Male(s) 14 and below	Male(s) 15-24	Male(s) 25 and above
# of health care workers who successfully completed an in-service training program for HIV/AIDS related service delivery	0	0	6	0	400	33
# of individuals reached through community outreach that promotes HIV/AIDS care and treatment	1037	535	1354	1089	494	898
# of individuals reached through community outreach that promotes HIV/AIDS prevention	1399	1005	1529	1574	1252	1208
# of individuals trained in HIV-related stigma and discrimination reduction	0	811	139	0	988	130
# of MARP (most at-risk population) reached with individual and/or small group level HIV preventive interventions that are based on evidence and/or meet the minimum standards	Commercial Sex Workers					
	0					
	Injecting Drug Users (IDU)					

required	0	
	Men Who Have Sex With Men (MSM)	
	20	
	Other Vulnerable Populations	
	283	
# of local organizations provided with technical assistance for HIV-related institutional capacity building	Organizations	
	17	

3.1.3, Malaria

Metric	Female(s) 14 and below	Female(s) 15-24	Female(s) 25 and above	Male(s) 5 and below	Male(s) 14 and below	Male(s) 15-24	Male(s) 25 and above
# of community health workers trained in home based care	0	18	239	0	0	28	258
# of community health workers trained in Intermittent Presumptive Treatment for pregnant women (IPTp)	0	18	259	0	0	31	131
# of community health workers trained in malaria prevention Behavior Change Communication (BCC) messaging skills	0	36	625	0	0	53	649
# of community health workers trained in Rapid Diagnostic Test (RDT) use	0	65	810	0	0	78	813
# of people receiving malaria prevention Behavior Change Communication (BCC) messaging regarding early treatment	4139	8613	11055	0	3867	8246	8955
# of people receiving malaria prevention Behavior Change Communication (BCC) messaging regarding Indoor Residual Spraying (IRS)	9	93	91	0	10	163	53
# of people receiving malaria prevention Behavior Change Communication (BCC) messaging regarding Intermittent Presumptive Treatment for pregnant women (IPTp)	828	1286	3845	0	829	956	3059
# of people receiving malaria prevention Behavior Change Communication (BCC) messaging regarding net usage	4464	8821	11166	0	4172	8378	9091
# of Long Lasting Insecticide-Treated Nets (LLITNs) distributed	Nets						
	2011						

3.1.6, Maternal and Child Health

Metric	Female(s) 5 and below	Female(s) 6-14	Female(s) 14 and below	Female(s) 15-24	Female(s) 25 and above	Male(s) 5 and below	Male(s) 6-14	Male(s) 14 and below	Male(s) 15-24	Male(s) 25 and above
# of children reached by US government-supported nutrition programs	561	223	0	0	0	648	202	0	0	0
# of individuals trained in child health and nutrition through US government-supported health area programs	0	0	273	634	539	0	0	187	248	210
# of individuals trained in maternal or newborn health through USG supported programs	0	0	38	550	979	0	0	20	306	200

3.1.7, Family Planning and Reproductive Health

Metric	Female(s) 14 and below	Female(s) 15-24	Female(s) 25 and above	Male(s) 14 and below	Male(s) 15-24	Male(s) 25 and above
# of individuals that have seen or heard a specific USG-supported family planning/reproductive health message	3	490	565	0	65	10
# of US government-assisted community health workers (CHWs) trained to provide family planning (FP) information and/or services during the year	0	33	84	0	0	0

3.1.8, Water Supply and Sanitation

Metric	Female(s) 14 and below	Female(s) 15-24	Female(s) 25 and above	Male(s) 14 and below	Male(s) 15-24	Male(s) 25 and above
# of people gaining access to an improved drinking water source	5875	5697	6233	5113	4325	6315
# of people gaining access to an improved sanitation facility	13848	7407	7672	10584	6749	5912

3.1.9 Nutrition

Metric	Female(s) 5 and below	Female(s) 14 and below	Female(s) 15-24	Female(s) 25 and above	Male(s) 5 and below	Male(s) 14 and below	Male(s) 15-24	Male(s) 25 and above
# of children under five reached by US government-supported nutrition programs	2411	0	0	0	2423	0	0	0
# of people trained in child health and nutrition through USG-supported health area programs	0	0	794	847	0	0	776	704
# of health facilities with improved capacity to manage acute under-nutrition	Facilities							
	17							

3.2.1 Basic Education

Metric	Female(s) 14 and below	Female(s) 15-24	Female(s) 25 and above	Male(s) 14 and below	Male(s) 15-24	Male(s) 25 and above
# of education administrators and officials trained with US government support	0	13	201	0	27	178
# of learners at the primary level receiving US government-supported training other than literacy interventions	253	265	29	229	180	8
# of learners enrolled in USG-supported secondary schools or equivalent non-school-based settings	238	2147	20	263	2270	3
# of learners receiving literacy interventions at the primary level	1821	177	68	1254	706	34
# of teachers/educators who received training with US government support	0	33	129	0	42	140
# of classrooms built or repaired with US government assistance	Classrooms					
	43					
# of PTAs or similar school governance structures supported	Parents Teacher Associations (PTAs)					
	20					
# of schools using Information and Communication Technology due to US government support	Schools					
	35					

# of textbooks and other teaching and learning materials (TLM) provided with US government assistance	Textbooks	
	3436	

3.3.2 Social Services

Metric	Female(s) 14 and below	Female(s) 15-24	Female(s) 25 and above	Male(s) 14 and below	Male(s) 15-24	Male(s) 25 and above
# of service providers trained who serve vulnerable persons	0	1	28	0	1	15
# of vulnerable individuals benefitting from US government-supported social services	227	400	25	35	105	10
# of US government assisted organizations and/or service delivery systems strengthened who serve vulnerable populations	Organizations					
	1					
	Service Delivery Systems					
	0					

4.5.1 Agriculture Enabling Environment

Metric	Female(s) 14 and below	Female(s) 15-24	Female(s) 25 and above	Male(s) 14 and below	Male(s) 15-24	Male(s) 25 and above
# of farmers (men and women) and others who have applied new technologies or management practices as a result of US government assistance	0	0	4	0	0	4
# of individuals who have received USG supported short term agricultural sector productivity or food security training	0	0	16	0	0	24
# of hectares under improved technologies or management practices as a result of USG assistance	Hectares					
	0					
	Community Based Organizations (CBOs)	Producers Organizations	Trade and Business Associations	Water Users Associations	Women's Groups	

# of food security private enterprises, producers organizations, water users associations, women's groups, trade and business associations, and community-based organizations receiving USG assistance	0	0	0	0	0
# of food security private enterprises, producers organizations, water users associations, women's groups, trade and business associations, and community-based organizations that applied new technologies or management practices as a result of USG assistance	0	0	0	0	0

4.5.2 Agricultural Sector Productivity

Metric	Female(s) 14 and below	Female(s) 15-24	Female(s) 25 and above	Male(s) 14 and below	Male(s) 15-24	Male(s) 25 and above
# of farmers and others who have applied new technologies or management practices as a result of US government assistance	141	335	810	173	334	721
# of individuals who have received USG supported short term agricultural sector productivity or food security training	135	238	458	147	260	450
# of hectares under improved technologies or management practices as a result of USG assistance	Hectares					
	2596					
	Community Based Organizations (CBO)	Private Enterprises	Producers organizations	Trade and Business Associations	Water Users Associations	Women's Groups
# of food security private enterprises, producers organizations, water users associations, women's groups, trade and business associations, and community-based organizations receiving USG assistance	47	19	15	3	2	44
# of food security private enterprises, producers organizations, water users associations, women's groups, trade and business associations, and community-based organizations that applied new technologies or management practices as a result of USG assistance	35	18	15	3	1	87

4.6.1 Business Enabling Environment

Metric	Female(s) 14 and below	Female(s) 15-24	Female(s) 25 and above	Male(s) 14 and below	Male(s) 15-24	Male(s) 25 and above
# of individuals who received capacity building training and/or assistance to strengthen the business environment	0	86	80	0	142	92
# of community based organizations (CBOs), businesses or governmental entities that received assistance to strengthen the business environment	Government Entities					
	11					
	Community Based Organizations (CBOs)					
	3					
	Businesses					
	8					

4.6.3 Workforce Development

Metric	Female(s) 14 and below	Female(s) 15-24	Female(s) 25 and above	Male(s) 14 and below	Male(s) 15-24	Male(s) 25 and above
# of individuals who received training or assistance in workforce development	9	178	144	5	107	153
# of workforce development initiatives completed as a result of USG participation in public-private partnerships	Initiatives					
	24					

4.8.1 Natural Resources and Biodiversity

Metric	Female(s) 14 and below	Female(s) 15-24	Female(s) 25 and above	Male(s) 14 and below	Male(s) 15-24	Male(s) 25 and above
# of people receiving US government supported training in natural resources management and/or biodiversity conservation.	558	209	252	553	213	164

# of people with increased economic benefits derived from sustainable natural resource management and conservation as a result of US government assistance	1871	1521	2491	2069	1516	2392
# of hectares of biological significance and/or natural resources under improved natural resource management as a result of US government assistance	Hectares					
	9319					

4.8.2 Clean Productive Environment

Metric	Female(s) 14 and below	Female(s) 15-24	Female(s) 25 and above	Male(s) 14 and below	Male(s) 15-24	Male(s) 25 and above
# of people with increased capacity to adapt to the impacts of climate variability and change as a result of US government assistance	0	3019	3402	0	3315	3296
# of institutions with improved capacity to address climate change issues as a result of US government assistance	Institutions					
	195					

5.2.1 Capacity Building, Preparedness and Planning

Metric	Female(s) 14 and below	Female(s) 15-24	Female(s) 25 and above	Male(s) 14 and below	Male(s) 15-24	Male(s) 25 and above
# of people trained in disaster preparedness as a result of US government assistance	110	50	9	22	32	9
# of hazard risk reduction plans, policies, strategies, systems, or curricula developed	Risk Reduction Plans					
	1					
	Policies					
	1					
	Strategies					
	8					
	Curricula					

	4	
	Systems	
	1	

Kyrgyz Republic Indicators – Cross Cutting

2.4.1, Civic Participation

Metric	Female(s) 14 and below	Female(s) 15-24	Female(s) 25 and above	Male(s) 14 and below	Male(s) 15-24	Male(s) 25 and above
# of people trained/educated in organizational capacity and/or leadership	0	0	4	0	0	4
# of people who have completed USG-assisted civic education programs	0	0	0	0	0	0
# of civil society organizations using US government assistance to improve internal organizational capacity	Civil Society Organizations					
	0					
	Organizations					
	0					

3.1.1, HIV/AIDS

Metric	Female(s) 14 and below	Female(s) 15-24	Female(s) 25 and above	Male(s) 14 and below	Male(s) 15-24	Male(s) 25 and above
# of health care workers who successfully completed an in-service training program for HIV/AIDS related service delivery	0	0	0	0	0	0
# of individuals reached through community outreach that promotes HIV/AIDS care and treatment	0	0	0	0	0	0
# of individuals reached through community outreach that promotes HIV/AIDS prevention	0	55	10	0	47	0
# of individuals trained in HIV-related stigma and discrimination reduction	0	31	15	0	13	0

# of MARP (most at-risk population) reached with individual and/or small group level HIV preventive interventions that are based on evidence and/or meet the minimum standards required	Commercial Sex Workers	
	0	
	Injecting Drug Users (IDU)	
	0	
	Men Who Have Sex With Men (MSM)	
	0	
# of local organizations provided with technical assistance for HIV-related institutional capacity building	Other Vulnerable Populations	
	0	
	Organizations	
	1	

3.1.7 Family Planning and Reproductive Health

Metric	Female(s) 14 and below	Female(s) 15-24	Female(s) 25 and above	Male(s) 14 and below	Male(s) 15-24	Male(s) 25 and above
# of individuals that have seen or heard a specific USG-supported family planning/reproductive health message	0	566	424	0	351	202
# of US government-assisted community health workers (CHWs) trained to provide family planning (FP) information and/or services during the year	0	12	19	0	5	4

3.1.8 Water Supply and Sanitation

Metric	Female(s) 14 and below	Female(s) 15-24	Female(s) 25 and above	Male(s) 14 and below	Male(s) 15-24	Male(s) 25 and above
# of people gaining access to an improved drinking water source	0	0	0	0	0	0
# of people gaining access to an improved sanitation facility	238	87	71	274	102	19

3.2.1 Basic Education

Metric	Female(s) 14 and below	Female(s) 15-24	Female(s) 25 and above	Male(s) 14 and below	Male(s) 15-24	Male(s) 25 and above
# of education administrators and officials trained with US government support	0	15	18	0	0	0
# of learners at the primary level receiving US government-supported training other than literacy interventions	35	0	0	35	0	0
# of learners enrolled in USG-supported secondary schools or equivalent non-school-based settings	0	0	0	0	30	0
# of learners receiving literacy interventions at the primary level	185	25		182	0	0
# of teachers/educators who received training with US government support	0	15	40	0	2	6
# of classrooms built or repaired with US government assistance	Classrooms					
	2					
# of PTAs or similar school governance structures supported	Parents Teacher Associations (PTAs)					
	0					
# of schools using Information and Communication Technology due to US government support	Schools					
	1					
# of textbooks and other teaching and learning materials (TLM) provided with US government assistance	Textbooks					
	673					

4.5.2 Agricultural Sector Productivity

Metric	Female(s) 14 and below	Female(s) 15-24	Female(s) 25 and above	Male(s) 14 and below	Male(s) 15-24	Male(s) 25 and above
# of farmers and others who have applied new technologies or management practices as a result of US government assistance	0	50	105	0	4	1
# of individuals who have received USG supported short term agricultural sector productivity or food security training	0	50	105	0	4	1

# of hectares under improved technologies or management practices as a result of USG assistance	Hectares					
	1					
	Community Based Organizations (CBO)	Private Enterprises	Producers Organizations	Trade and Business Associations	Water Users Associations	Women's Groups
# of food security private enterprises, producers organizations, water users associations, women's groups, trade and business associations, and community-based organizations receiving USG assistance	0	0	0	0	0	1
# of food security private enterprises, producers organizations, water users associations, women's groups, trade and business associations, and community-based organizations that applied new technologies or management practices as a result of USG assistance	0	0	0	0	0	1

4.7.3 Strengthen Enterprise Productivity

Metric	Female(s) 15-24	Female(s) 25 and above	Male(s) 15-24	Male(s) 25 and above
# of individuals who received training or assistance to strengthen microenterprises	15	0	11	0
# of microenterprises supported by US government enterprise assistance	Microenterprises			
	0			

6.1.1 Cross Cutting

Metric	Female(s) 15-24	Female(s) 25 and above	Male(s) 15-24	Male(s) 25 and above
# of service providers benefitting/using	2	23	0	9
# of youth participating (ages 15-25)	24	0	22	0
# of new services provided	Services			
	34			

# of community groups benefitting	Community groups	
	33	
# of grants and size of grants to community organizations	Grants	
	1	
	\$500 and below	
	0	
	\$500-\$1000	
	0	
	\$1,000-\$5,000	
	1	
	\$5,000-\$7,000	
	0	
	\$7,000-\$10,000	
	0	

Appendix 3: SPA FY 2014 Financial Report

FY 2014 Funding by Program Element

Foreign Assistance Framework	Program Area	Program Element	SPA Funding Program Support Costs	SPA Funding Training Activities	SPA Funding Small Grants	SPA Subtotal	Community Contribution Small Grants	Third Party Contribution Small Grants	Total Funding
Governing Justly and Democratically	Good Governance	2.2.4	\$ -	\$ 13,902.00	\$ -	\$ 13,902.00	\$ -	\$ -	\$ -
		2.4.1	\$ 56,155.00	\$ 191,351.00	\$ 76,689.04	\$ 730,241.04	\$ 361,968.64	\$ 12,230.77	\$,104,440.45
		Subtotal	\$ 56,155.00	\$ 205,253.00	\$ 476,689.04	\$ 744,143.04	\$ 361,968.64	\$ 12,230.77	\$ 1,118,342.45
Investing in People	Health	3.1.1	\$ -	\$ 10,093.00	\$ 2,334.22	\$ 37,887.22	\$ 11,626.33	\$ 30.43	\$ 49,543.98
		3.1.3	\$ 4,660.00	\$ 37,299.00	\$ 8,298.65	\$ 100,257.65	\$ 59,674.96	\$ 59,873.70	\$ 19,806.31
		3.1.6	\$ -	\$ 32,089.00	\$ 2,892.80	\$ 84,981.80	\$ 34,726.04	\$ 3,452.88	\$ 23,160.72
		3.1.7	\$ -	\$ -	\$,187.17	\$ 8,187.17	\$ 4,641.32	\$ -	\$ 12,828.49
		3.1.8	\$ -	\$ 3,380.00	\$ 05,420.19	\$ 108,800.19	\$ 54,436.77	\$ 5,449.49	\$ 68,686.45
		3.1.9	\$ -	\$ 12,459.00	\$ 7,439.07	\$ 49,898.07	\$ 18,101.26	\$ 530.15	\$ 68,529.48
	Education	3.2.1	\$ -	\$ 90,559.00	\$ 27,222.50	\$ 336,632.50	\$ 187,851.88	\$ 20,616.15	\$ 45,100.53
	Social Services	3.3.2	\$ 8,678.00	\$ 5,460.00	\$ 4,339.51	\$ 23,017.51	\$ 53,623.37	\$ -	\$ 76,640.88
		Subtotal	\$ 13,338.00	\$ 191,339.00	\$ 26,134.11	\$ 749,662.11	\$ 424,681.92	\$ 89,952.80	\$ 1,264,296.84
Economic Growth	Trade and Investment	4.5.1	\$ -	\$ -	\$ 680.45	\$ 680.45	\$ 685.75	\$ -	\$ 1,366.20
		Agriculture	4.5.2	\$ 1,595.00	\$ 63,692.00	\$ 97,131.13	\$ 162,418.13	\$ 133,452.96	\$ 5,532.59
	Private Sector	4.6.1	\$ -	\$ 10,529.00	\$ 5,866.11	\$ 16,395.11	\$ 2,981.88	\$ -	\$ 19,376.99
		4.6.3	\$ -	\$ 33,305.00	\$ 87,756.00	\$ 121,061.00	\$ 103,769.52	\$ 3,058.97	\$ 227,889.49
	Environment	4.8.1	\$ -	\$ 62,583.00	\$ 26,575.49	\$ 89,158.49	\$ 46,118.45	\$ 7,289.55	\$ 142,566.49
		4.8.2	\$ 22,645.00	\$ 127,998.00	\$ 214,867.39	\$ 365,510.39	\$ 153,245.81	\$ 8,856.89	\$ 527,613.09
	Subtotal	\$ 24,240.00	\$ 298,107.00	\$ 32,876.56	\$ 755,223.56	\$ 440,254.37	\$ 24,738.00	\$ 1,220,215.93	
Humanitarian Assistance	Disaster	5.2.1	\$ -	\$ 9,407.00	\$ 8,511.06	\$ 17,918.06	\$ 6,843.91	\$ -	\$ 24,761.97
	Readiness	Subtotal	\$ -	\$ 9,407.00	\$ 8,511.06	\$ 17,918.06	\$ 6,843.91	\$ -	\$ 24,761.97
Cross-cutting	Cross-cutting	6.1.1	\$ -	\$ 24,897.00	\$ 43,339.02	\$ 43,339.02	\$ 23,930.65	\$ 157.41	\$ 67,427.08
		Subtotal	\$ -	\$ 24,897.00	\$ 43,339.02	\$ 43,339.02	\$ 23,930.65	\$ 157.41	\$ 67,427.08
		TOTAL	\$ 93,733.00	\$ 729,003.00	\$ 1,487,549.80	\$ 2,310,285.80	\$ 1,257,679.49	\$ 127,078.98	\$ 3,695,044.27

SPA Funding by USAID Region	Small Grants	Program Support	Training Activities	Grand Total
Africa	\$ 478,613.24	\$ 4,660.00	\$ 172,459.00	\$ 655,732.24
2.2.4, Anti-Corruption Reforms	\$ -	\$ -	\$ 13,902.00	\$ 13,902.00
3.1.1, HIV/AIDS	\$ 22,334.24	\$ -	\$ 10,093.00	\$ 32,427.24
3.1.3, Malaria	\$ 58,298.65	\$ 4,660.00	\$ 37,299.00	\$ 100,257.65
3.1.6, Maternal and Child Health	\$ 19,203.90	\$ -	\$ 19,102.00	\$ 38,305.90
3.1.7, Family Planning & Reproductive Health	\$ 8,187.17	\$ -	\$ -	\$ 8,187.17
3.1.8, Water Supply and Sanitation	\$ 102,098.40	\$ -	\$ 3,380.00	\$ 105,478.40
3.1.9, Nutrition	\$ 37,439.07	\$ -	\$ 12,459.00	\$ 49,898.07
3.2.1, Basic Education	\$ 171,352.76	\$ -	\$ 12,532.00	\$ 183,884.76
4.5.2, Agricultural Sector Productivity	\$ 59,699.05	\$ -	\$ 63,692.00	\$ 123,391.05
Asia	\$ 207,184.45	\$ 14,240.00	\$ 161,680.00	\$ 383,104.45
3.1.6, Maternal and Child Health	\$ 21,020.03	\$ -	\$ 10,050.00	\$ 31,070.03
3.2.1, Basic Education	\$ 10,623.67	\$ -	\$ 7,450.00	\$ 18,073.67
4.5.1, Agriculture Enabling Environment	\$ 680.45	\$ -	\$ -	\$ 680.45
4.5.2, Agricultural Sector Productivity	\$ 23,654.69	\$ 1,595.00	\$ -	\$ 25,249.69
4.8.1, Natural Resources and Biodiversity	\$ 13,426.67	\$ -	\$ 49,410.00	\$ 62,836.67
4.8.2, Clean Productive Environment	\$ 94,439.92	\$ 12,645.00	\$ 75,919.00	\$ 183,003.92
6.1.1 Cross Cutting	\$ 43,339.02	\$ -	\$ 18,851.00	\$ 62,190.02
Europe & Eurasia	\$ 433,019.27	\$ 56,155.00	\$ 177,507.00	\$ 666,681.27
2.4.1, Civic Participation	\$ 433,019.27	\$ 56,155.00	\$ 177,507.00	\$ 666,681.27
Latin America & Caribbean	\$ 269,310.86	\$ 18,678.00	\$ 149,408.00	\$ 437,396.86
2.4.1, Civic Participation	\$ -	\$ -	\$ 6,046.00	\$ 6,046.00
3.1.1, HIV/AIDS	\$ -	\$ -	\$ 5,460.00	\$ 5,460.00
3.1.6, Maternal and Child Health	\$ 12,668.86	\$ -	\$ 2,937.00	\$ 15,605.86
3.1.8, Water Supply and Sanitation	\$ 3,321.78	\$ -	\$ -	\$ 3,321.78
3.2.1, Basic Education	\$ 45,246.06	\$ -	\$ 49,777.00	\$ 95,023.06
3.3.2, Social Services	\$ 14,339.51	\$ 8,678.00	\$ -	\$ 23,017.51
4.5.2, Agricultural Sector Productivity	\$ 13,777.39	\$ -	\$ -	\$ 13,777.39
4.6.1, Business Enabling Environment	\$ 5,866.11	\$ -	\$ 10,529.00	\$ 16,395.11
4.6.3, Workforce Development	\$ 32,003.80	\$ -	\$ -	\$ 32,003.80
4.8.1, Natural Resources and Biodiversity	\$ 13,148.82	\$ -	\$ 13,173.00	\$ 26,321.82
4.8.2, Clean Productive Environment	\$ 120,427.47	\$ 10,000.00	\$ 52,079.00	\$ 182,506.47
5.2.1, Capacity Building, Preparedness and Planning	\$ 8,511.06	\$ -	\$ 9,407.00	\$ 17,918.06
6.1.1 Cross Cutting	\$ -	\$ -	\$ 6,046.00	\$ 6,046.00
Middle East	\$ 99,421.98	\$ -	\$ 7,949.00	\$ 167,370.98
2.4.1, Civic Participation	\$ 43,669.78	\$ -	\$ 13,844.00	\$ 57,513.78
3.2.1, Basic Education	\$ -	\$ -	\$ 20,800.00	\$ 20,800.00
4.6.3, Workforce Development	\$ 55,752.20	\$ -	\$ 33,305.00	\$ 89,057.20
Grand Total	\$ 1,487,549.80	\$ 93,733.00	\$ 729,003.00	\$ 2,310,285.80

Appendix 4: Small Grant Program Peace Corps Grants Online (PCGO)

Background

In response to the Agency Assessment, Office of Innovation review, and the OIG review of Small Grants (Project No. 11-AUD-02), the Peace Corps Small Grants Program was introduced in October 2012. The program streamlines all small grants funding sources (SPA, PCPP, VAST, FTF, ECPA, GEF) including a unified policy, updated procedures, and one set of common forms.

Following the rollout of the Peace Corps Small Grants Program, the Small Grants Team began work to comply with OIG Recommendation 15, the development of an “integrated grants management system,” to improve and streamline grants tracking at post and headquarters. In 2013, OSP and OGHH, with support from the OCIO, obtained funding for development and consulting services to implement a grant management solution.

Peace Corps Grants Online

Peace Corps Grants Online (PCGO) is a Web-based Grants Management System that supports the full life-cycle of a small grant, from submission to completion. PCGO is comprised of two parts: (1) an online Volunteer web portal, where Volunteers may submit a project proposal, track their project spending, and enter completion report data, and (2) a database that allows post and headquarters staff to accurately manage and report on grants across the Peace Corps Small Grants Program.

Benefits to Post

- **Shared, real-time small grant program information.** PCGO reduces the need for time consuming communications and wait time for information about projects. PCGO supplies real-time project data across all grant programs to both headquarters and posts;
- **Robust, easy-to-use reporting features.** PCGO enables posts to report on overall combined grant results, easily create indicator reports, and develop custom reports that previously required headquarters staff support to manually collect data and report back to posts;
- **Improved record keeping.** All small grant information, including photos and supporting documents, are saved and searchable all in one location;
- **Automatic email notifications.** Post staff members no longer need to create emails for each project to alert Volunteers and PC/headquarter about project status, as it is an automated PCGO function.
- **Auto-filled grant completion reports.** Previously, Volunteers had to enter Volunteer and project data into a completion report form, now all data is saved from the application and Volunteers only add results;
- **Easily printable small grant applications.** Posts reported that the Excel grant application and completion reports were difficult to print; and
- **PC and Mac compatibility.** Volunteers with Macs had difficulty using the Excel application and completion reports, which is no longer an issue with PCGO.

Known Concerns

- Posts with low bandwidth
- Budget in Portal

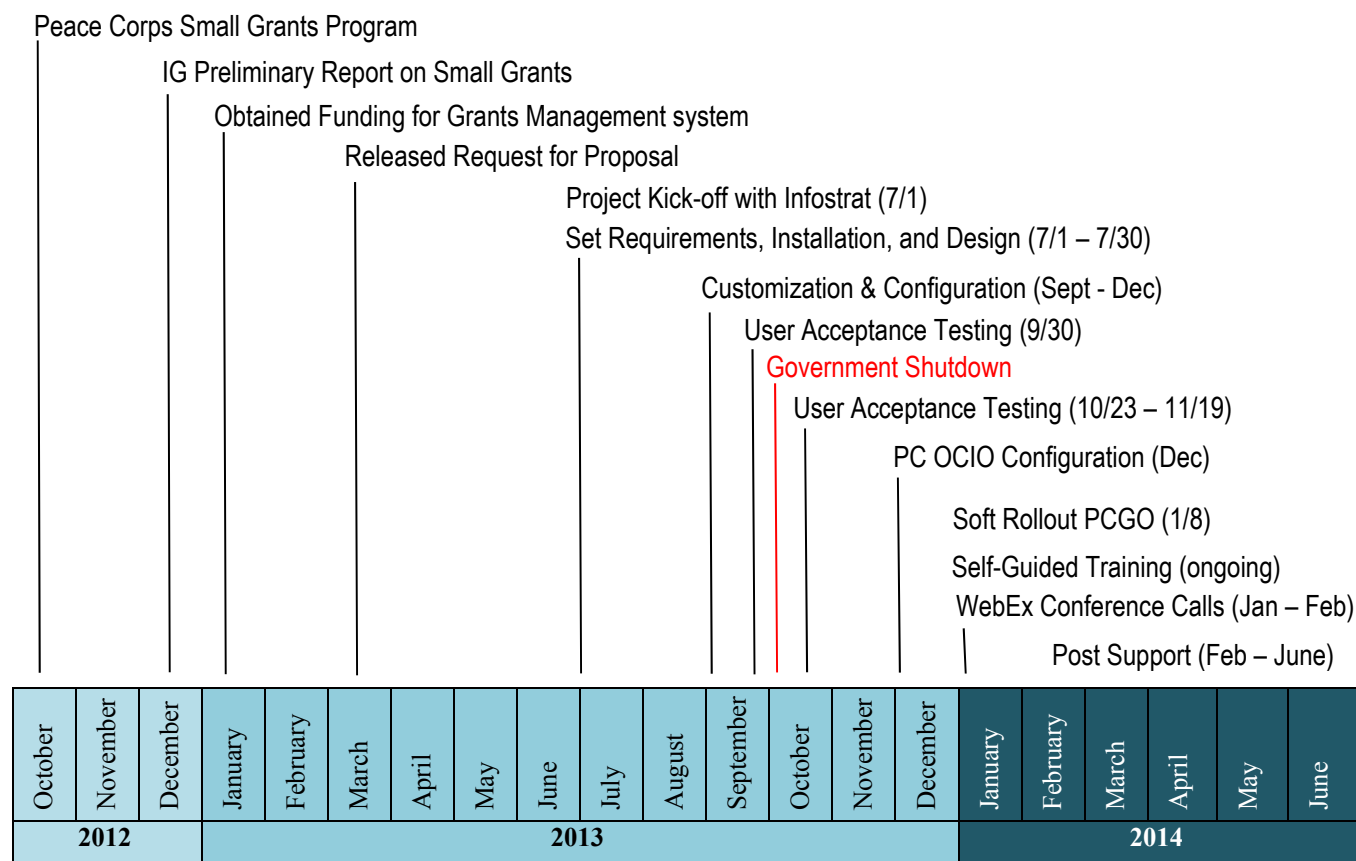
Looking Forward

- **PCGO Staff:** OSP received approval to hire two PCGO staff to support posts. A PCGO Program Specialist has been hired, Ben Simasek. The PCGO data entry assistant is going through security clearance.
- **Planned Upgrades:** An RAR is in place to create an uploadable solution to the system for posts with low bandwidth, increase licenses at post, and gain further support from contractor (Infostrat) to implement system improvements.

Feedback

Kudos	Concerns
<p><i>Georgia implemented a training on the new PCGO system for 20 Volunteers, in response the Small Grant Coordinator stated:</i></p> <p>“...everyone was so excited and looked so happy! What they liked the most is the forms and pictures upload/download link, [and the] connection between the proposal and completion report...”</p> <p>– Tengiz Gogotishvili, Georgia</p>	<p>“This new system is a more complicated, more labor and travel intensive, and significantly more costly.”</p> <p>– Patrick McElroy, Swaziland</p>
<p><i>Following the Africa DPT call, the DPT in Liberia stated expressly how well the system provides off-web options for use with low internet connectivity:</i></p> <p>“I just wanted to tell you how much I appreciate your thoughtfulness in the development of the small grant application. We have been having serious issues with connectivity. We love the flexibility.”</p> <p>– Becky Banton, Liberia</p>	<p>“I have serious concerns that this system is going to take us three steps back and that our PCVs will not be able to apply for grants with this new system.”</p> <p>– Jenelle Norin, Benin</p>
<p><i>In response to receiving detailed answers to 26 individual trouble shooting questions, the Small Grant Coordinator in Armenia stated:</i></p> <p>“Thank you very much for all your detailed answers and the great work that you and your team have been doing at headquarters for this transition period. Really hopeful that it will ease the current processes both for the Volunteers and for the staff.”</p> <p>– Hovhannes Stepanyan, Armenia</p>	<p>“The already serious IT and connectivity issues the system poses for PCVs in our context already made me frustrated.”</p> <p>– Daryn Warner, Sierra Leone</p>

Timeline



Appendix 5: IAP Small Grants Coordinators Workshop 2014

IAP SMALL GRANTS COORDINATORS WORKSHOP 2014

Day 1 - Monday, December 8, 2014

	Time	Sessions	Facilitators	Location
Morning	9:00 AM - 10:45 AM	Welcome Corey A. Griffin, Associate Director of OSP Ken Yamashita, IAP Regional Director Introduction	Lara Fedorov Melissa Becchi Minnie Martin	Courtyard by Marriott Embassy Row 1600 Rhode Island Avenue NW <i>General Scott Conference Room</i>
	10:45 AM - 11:00 AM	<Break>		
	11:00 AM - 12:30 PM	PC Approach to Development	Lara Fedorov Melissa Becchi Minnie Martin	
Afternoon	12:30 PM - 1:30 PM	Lunch		
	1:30 PM - 2:45 PM	Small Grants Program Overview	Lara Fedorov Melissa Becchi Minnie Martin	Courtyard by Marriott Embassy Row 1600 Rhode Island Avenue NW <i>General Scott Conference Room</i>
	2:45 PM - 3:00 PM	Presentation 1 - Costa Rica - Alvaro Madrigal		
	3:00 PM - 3:15 PM	Presentation 2 - Peru -Maureen Mallea		
	3:15 PM - 3:30 PM	<Break>		
	3:30 PM - 3:45 PM	Presentation 3 - Ecuador - Belen Pazmino		
	3:45 PM - 4:00 PM	Presentation 4 - DR - Farah Canaan		
	4:00 PM - 5:00 PM	Life Cycle of a Grant	Lara Fedorov Melissa Becchi Minnie Martin	
	5:00 PM - 5:15 PM	Presentation 5 - Eastern Caribbean - Leonette Jn. Pierre		
	5:15 PM - 5:30 PM	Presentation 6 - Monica Zepeda		

Day 2 - Tuesday, December 9, 2014

	Time	Sessions		Facilitators	Location
Morning	9:00 AM - 9:15 AM	Presentation 7 - Nicaragua - Ana Uriarte			Courtyard by Marriott Embassy Row 1600 Rhode Island Avenue NW <i>General Scott Conference Room</i>
	9:15 AM - 10:30 AM	Roles & Responsibilities		Lara Fedorov Melissa Becchi Minnie Martin	
	10:30 AM - 10:45 AM	Presentation 8			
	10:45 AM - 11:00 AM	<Break>			
	11:00 AM - 11:15 AM	Presentation 9			
	11:15 AM - 12:15 PM	Processes and Procedures		Lara Fedorov Melissa Becchi Minnie Martin	
	12:15 PM - 12:30 PM	Presentation 10			
Afternoon	12:30 PM - 1:30 PM	IAP LUNCH			Peace Corps Headquarters <i>Shriver C</i>
		Session/Facilitator	Location	Session/Facilitator	Location
	1:30 PM - 3:00 PM	SPA Session 1 Lara Fedorov Minnie Martin	Courtyard by Marriott Embassy Row 1600 Rhode Island Avenue NW <i>General Scott Conference Room</i>	PCGO (NON-SPA) Session 1 Ben Simasek Justine Gontis Melissa Becchi	Peace Corps Headquarters <i>Room 3300</i>
	3:00 PM - 3:15 PM	<Break>		<Break>	
	3:15 PM - 5:30 PM	SPA Session 2 Lara Fedorov Minnie Martin		PCGO (NON-SPA) Session 2 Ben Simasek Justine Gontis Melissa Becchi	
		Region/HQ Meetings		Peace Corps Headquarters	Region/HQ Meetings
	5:30 PM - 6:30 PM	Walk to see the White House Christmas Tree (Optional) <i>All Welcome</i>			Courtyard by Marriott Embassy Row <i>Lobby</i>

Day 3 - Wednesday, December 10, 2014

Time		Sessions	Facilitators	Location	
Morning	9:00 AM - 9:15 AM	Presentation 11		Courtyard by Marriott Embassy Row 1600 Rhode Island Avenue NW <i>General Scott Conference Room</i>	
	9:15 AM - 9:30 AM	Presentation 12 - Jamaica - Anika Smith			
	9:30 AM - 10:45 AM	Monitoring, Reporting, & Evaluation (MRE) Introduction	Kim Norris Karen Scheuerer		
	10:45 AM - 11:00 AM	<Break>			
	11:00 AM - 11:15 AM	Presentation 13			
	11:15 AM - 12:00 PM	MRE at a Post Level	Lara Fedorov Melissa Becchi Minnie Martin		
	12:00 PM - 12:15 PM	Presentation 14 - Micronesia - Rodney Salas			
	12:15 PM - 12:30 PM	Presentation 15			
Afternoon	12:30 PM - 1:30 PM	Lunch			
		Session/Facilitator	Location	Session/Facilitator	Location
	1:30 PM - 3:00 PM	PCGO (SPA) Session 1 Ben Simasek Justine Gontis	Peace Corps Headquarters Room 3300	Accessing non-SPA Funding (PCPP, VAST, ECPA, FTF) Melissa Becchi	Courtyard by Marriott Embassy Row 1600 Rhode Island Avenue NW <i>General Scott Conference Room</i>
	3:00 PM - 3:15 PM	<Break>		<Break>	
	3:15 PM - 4:30 PM	PCGO (SPA) Session 2 Ben Simasek Justine Gontis		PCPP and Gifts and GGM Melissa Becchi Debra Timmons	
	4:30 PM - 5:30 PM	Region/HQ Meetings	Peace Corps Headquarters	Region/HQ Meetings	Peace Corps Headquarters

Day 4 - Thursday, December 11, 2014

Day 4 - Thursday, December 11, 2014				
	Time	Sessions	Facilitators	Location
Morning	9:00 AM - 9:15 AM	Presentation 16		Courtyard by Marriott Embassy Row 1600 Rhode Island Avenue NW <i>General Scott Conference Room</i>
	9:15 AM - 9:30 AM	Presentation 17		
	9:30 AM - 10:30 AM	Grants Assessment	Lara Fedorov Melissa Becchi Minnie Martin	
	10:30 AM - 10:45 AM	Presentation 18		
	10:45 AM - 11:00 AM	<Break>		
	11:00 AM - 11:15 AM	Presentation 19		
	11:15 AM - 11:30 AM	Presentation 20 - Anetha Tuatagaloa		
	11:30 AM - 12:30 PM	HQ Feedback Session	Meghan Curley Igor Naumovski	
Afternoon	12:30 PM - 1:30 PM	Lunch		
	1:30 PM - 2:15 PM	Report Out - HQ Feedback	Meghan Curley Igor Naumovski	Courtyard by Marriott Embassy Row 1600 Rhode Island Avenue NW <i>General Scott Conference Room</i>
	2:15 PM - 3:00 PM	Share Best Practices	Lara Fedorov Melissa Becchi Minnie Martin	
	3:00 PM - 3:15 PM	<Break>		
	3:15 PM - 4:00 PM	Final Questions/Parking Lot	Lara Fedorov Melissa Becchi Minnie Martin	
	4:00 PM - 4:30 PM	Prepare for Closing Ceremony	OSP, IAP Region, Small Grants Working Group	Peace Corps Headquarters <i>Shriver B</i>
	4:30 - 5:30 PM	Closing Ceremony		
	5:30 PM - 6:30 PM	Participant Dinner IAP Small Grants Coordinator Participants Only		Peace Corps Headquarters <i>Shriver C</i>

Appendix 6: IAP Small Grants Coordinators Workshop Session Rankings

Summary of Daily Workshop Assessments

Average Score 1= Least Effective 5= Most Effective	% Response Rate	Session Title
4.71	77.78	1. Welcome and Introduction
4.67	77.78	2. Peace Corps' Approach to Development
4.55	74.07	3. Small Grants Program
4.52	77.78	4. Life Cycle of a Grant
4.67	77.78	1. Roles and Responsibilities
4.53	77.78	2. Processes and Procedures
4.5	18.52	3. PCGO Session 1 (6 ppl)
4.6	22.22	4. PCGO Session 2 (6 ppl)
4.77	48.15	3. SPA Session 1 (15 ppl)
4.71	51.85	4. SPA Session 2 (15 ppl)
4.2	74.07	1. Monitoring, Reporting & Evaluation Intro
4.08	70.37	2. MRE at Post Level
4.33	22.22	3. Accessing Non-SPA Funding (PCPP, VAST, ECPA, FTF) (6 ppl)
5	18.52	4. PCPP, Gifts & GGM (6 ppl)
4.71	51.85	3. PCGO Session 1 (15 ppl)
5	37.04	4. PCGO Session 2 (15 ppl)
4.65	74.07	1. Grants Assessment
4.75	74.07	2. Headquarters Feedback Session/Report Out
4.82	70.37	3. Sharing Best Practices
4.89	70.37	4. Final Questions/Parking Lot

Small Project Assistance Program Annual Report Fiscal Year 2015



This report was prepared by the Peace Corps with the support of the U.S. Agency for International Development (USAID). The contents of this report are the sole responsibility of the Peace Corps and do not necessarily reflect the views of USAID or the United States government.

EXECUTIVE SUMMARY	1
GLOBAL PROGRAM OVERVIEW	2
FISCAL YEAR 2015 PROGRAM SUMMARY	2
SPA PROGRAMMING BY PROGRAM ELEMENT AND FOREIGN ASSISTANCE OBJECTIVE	3
SPA PROGRAMMING REGIONAL ANALYSIS	6
DISTRIBUTION OF DIRECT PARTICIPANTS AND COMMUNITY STAKEHOLDERS OF SPA GRANTS	8
DATA COLLECTION, ANALYSIS AND QUALITY	9
PROGRAM CHANGES	11
FY 2015 PROGRAM ENHANCEMENTS	11
PEACE CORPS POSTS PARTICIPATING IN THE SPA PROGRAM	12
FOREIGN ASSISTANCE FRAMEWORK AND HIGHLIGHTS	14
OBJECTIVE: GOVERNING JUSTLY AND DEMOCRATICALLY	14
OBJECTIVE: INVESTING IN PEOPLE	17
OBJECTIVE: ECONOMIC GROWTH	24
OBJECTIVE: HUMANITARIAN ASSISTANCE	29
OBJECTIVE: CROSS CUTTING	30
REGIONAL PEACE CORPS INITIATIVES	31
STOMPING OUT MALARIA	31
WEST AFRICA REGIONAL FUNDS	32
PROGRAM ACTIVITIES	34
PEACE CORPS SMALL GRANTS PROGRAM	34
PEACE CORPS GRANTS ONLINE (PCGO)	34
SMALL GRANTS COORDINATORS REGIONAL TRAINING WORKSHOP- AFRICA (AFR) REGION	35
SITE VISITS TO SPA POSTS AND PROJECT SITES	38
OIG AUDITS AND EVALUATIONS	39

PROGRAM CHALLENGES	42
---------------------------	-----------

TIMELY FUNDING	42
-----------------------	-----------

DISCREPANCIES IN SPA ACCOUNTING	42
--	-----------

DATA QUALITY IMPROVEMENTS	43
----------------------------------	-----------

SPA IV FY 2013-2017 LOOKING FORWARD	44
--	-----------

APPENDICES	45
-------------------	-----------

APPENDIX 1: PEACE CORPS COUNTRIES PARTICIPATING IN THE SPA PROGRAM (USAID BUREAU)

APPENDIX 2: SPA PROGRAM ELEMENT INDICATORS

APPENDIX 3: SPA FY 2015 FINANCIAL REPORT

APPENDIX 4: AFRICA SMALL GRANTS COORDINATORS WORKSHOP 2015 SCHEDULE

APPENDIX 5: AFRICA SMALL GRANTS COORDINATORS WORKSHOP 2015 SESSION RANKINGS

Executive Summary

The Small Project Assistance (SPA) IV agreement¹ is a five-year agreement funded by the United States Agency for International Development (USAID) and implemented by the Peace Corps, effective from September 30, 2012 through September 30, 2017. In fiscal year (FY) 2015, with the support of Missions in all Geographic Bureaus, the SPA program supported local capacity building and skills transfer through small grants and trainings in 49 Peace Corps posts, serving 53 countries worldwide. During FY 2015, \$2.99M from the SPA IV agreement supported 528 small grants and 79 training activities, providing skills and training to 69,337 direct participants and 1,606,939 community stakeholders.

FY 2015 marked the halfway point of the SPA IV agreement and represented an important year for Peace Corps staff to review the program in full and implement important enhancements. Measures taken in FY 2015 will continue to benefit the SPA program throughout the remaining years of the agreement. The program continues to foster innovative small grants, training, and support to posts that have large impacts in resource limited communities around the world.

SPA program highlights in FY 2015 included:

- Africa Small Grants Coordinator Workshop in The Gambia
- Site visits and in-person training in select SPA countries
- Improvements to the grants management system
- Enhanced financial support to SPA posts for managing SPA funds
- Expanded Peace Corps/Washington SPA staff capacity to support SPA posts

FY 2015 represents the 32nd year of this collaborative partnership between the two agencies, and Peace Corps gratefully acknowledges the continued support of USAID that makes the SPA program possible. SPA programming has continued to evolve with creative solutions to new and old development challenges. Yet, the core principles of small scale projects—designed in collaboration with local community members to meet a pressing community need, and often in communities beyond the reach of traditional development organizations—remain unchanged. Peace Corps thanks USAID and looks forward to continued collaboration.

¹ SPA IV Agreement AID-PPL-T-12-00002

Global Program Overview

The SPA program is a mechanism for Peace Corps and USAID to collaborate on essential development initiatives around the world. SPA programming provides critical assets to motivated communities, organizations, and individuals, often in remote locations beyond the reach of most development organizations. The SPA program has three modes of building local capacities and empowering in-country change agents: 1) Working with community partners, Volunteers may apply for grants to support community-initiated and sustainable small projects that creatively address pressing community needs; 2) Peace Corps posts may use SPA funding for capacity-building training for Volunteers and their local community Counterparts, thereby multiplying the impact of these individuals' work in their local communities; and 3) Peace Corps posts may also use SPA funding to support activities meant to improve the efficiency and effectiveness of posts' SPA programs.

The global SPA program operates under the US Foreign Assistance framework. Five framework Objectives support the program: Governing Justly and Democratically, Investing in People, Economic Growth, Humanitarian Assistance, and "Cross Cutting. In FY 2015, the SPA program operated in 49 Peace Corps posts, serving 53 countries. These countries are in each of Peace Corps' regional divisions—Africa (AFR); Inter-America and Pacific (IAP); and Europe, Middle East, and Asia (EMA). These regions correspond to five USAID Geographic Bureaus: Africa, Asia, Europe and Eurasia, Middle East, and Latin America. The following discussion of SPA programming largely uses the USAID Geographic Bureau designations. Appendix 1 lists the 53 countries classified by USAID Geographic Bureau.

Fiscal Year 2015 Program Summary

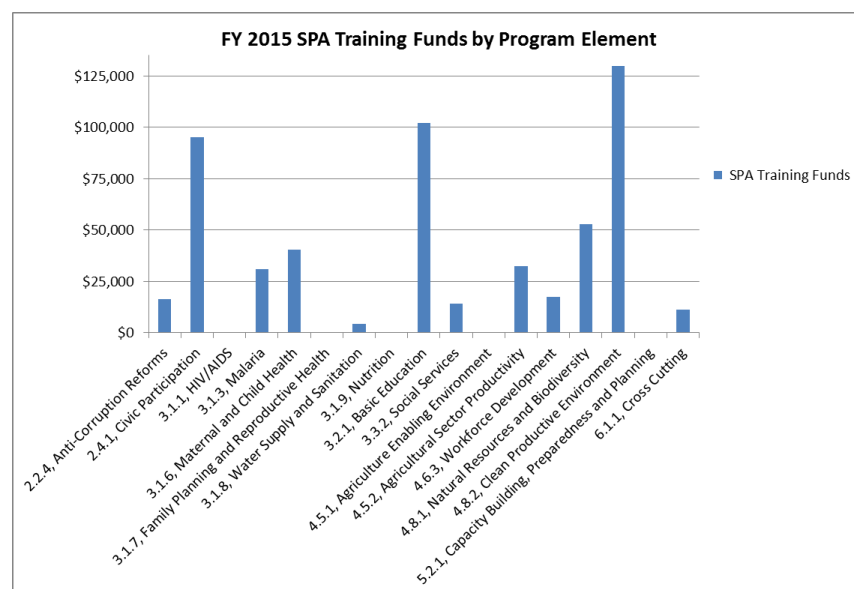
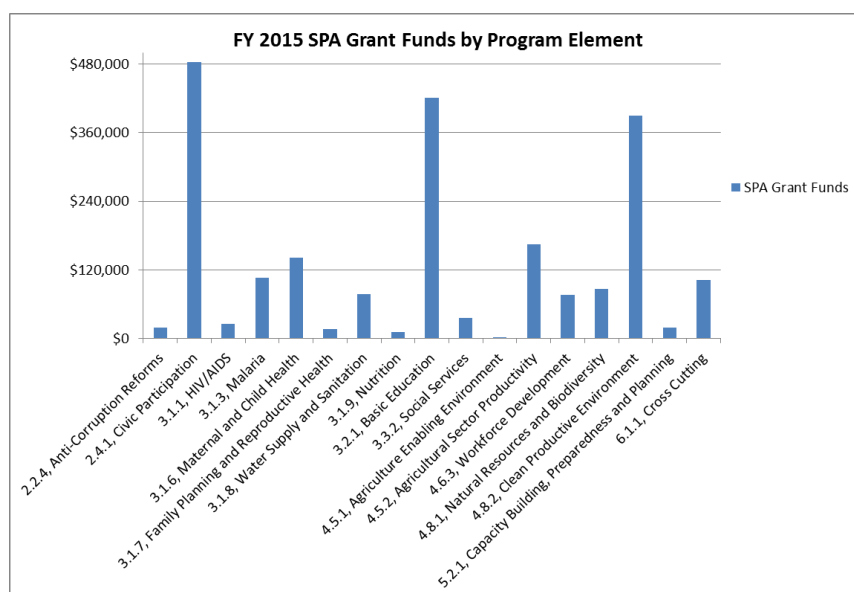
In FY 2015, SPA funding supported a diverse set of activities worldwide – 49 Peace Corps posts, serving 53 countries, participated in the SPA program and completed activities in 17 program elements. A total of \$2,996,793 in SPA funds were expended for 528 community small grants, 79 training activities and 26 program support initiatives. SPA funding leverages additional resources from Peace Corps appropriated funds and community contributions for post-level trainings and community small grants projects. In FY 2015, \$546,640 in SPA funds were used to support 79 post-level training activities, building the capacity of Volunteers and their local community Counterparts. All SPA grant projects require a minimum 25% in-kind or cash contribution of local community resources, and in some cases, third parties also provide in-kind or cash contributions to the project. In FY 2015, the 528 small grant projects leveraged \$2,173,215 in SPA funds to raise \$1,212,224 in local community contributions and \$15,147 in third party contributions; these 528 community-initiated projects had a total value of \$3,401,111. SPA funding was also used to enhance posts' SPA programs, using a total of \$276,937. Accounting for all of the resources mobilized through small grants, training, and program support, the SPA program had a total value of \$4,196,007 in FY 2015. Appendix 3 contains a detailed financial summary.

FY 2015 SPA Funded Activities Snapshot	
<ul style="list-style-type: none">• 53 Countries• 49 Peace Corps Posts• SPA Funds Expended: \$2,996,793• Total Value: \$4,196,007• 79 Training Activities• 26 Program Support Costs• 528 Grants<ul style="list-style-type: none">○ 1,676,330 Community Members Involved<ul style="list-style-type: none">▪ 69,337 Direct Participants▪ 1,606,939 Community Stakeholders	

SPA Programming by Program Element and Foreign Assistance Objective

Distribution of SPA Activity Funding by Program Element

As in previous years, significant variation in the amount of funding per Program Element was observed in FY 2015. This is driven by a myriad of factors; some of the more significant factors include differences in the available SPA funding per post, the diversity of Program Elements at each post, and post-level procedures on grant funding. Country-level decisions on the ratio of funds used for grants in relation to training also impacts the distribution of funding by Program Element in each activity category. In FY 2015, the greatest amount of SPA grant funding—\$483,749—took place under Program Element 2.4.1, Civic Participation. This Program Element is primarily utilized by posts in the USAID Geographic Bureaus of the Middle East, Europe and Eurasia; some of these posts have very significant fund amounts dedicated to grants. Program Element 4.8.2 Clean Productive Environment was the primary source for training costs, totaling \$129,665. This Program Element is primarily available to posts in the USAID Geographic Bureaus of Asia and Latin America and the Caribbean. Below are graphs depicting the funding distribution for both grants and training activities by Program Element.



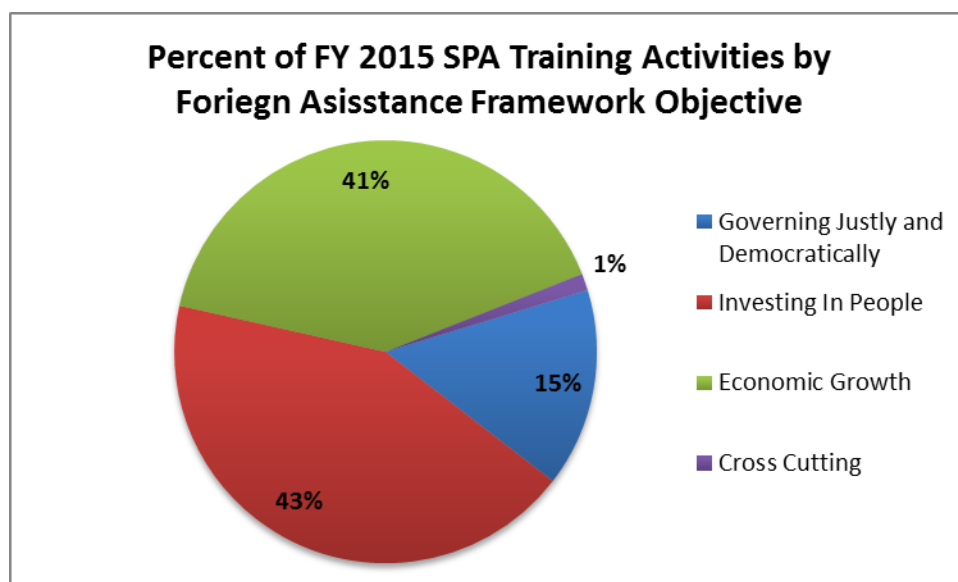
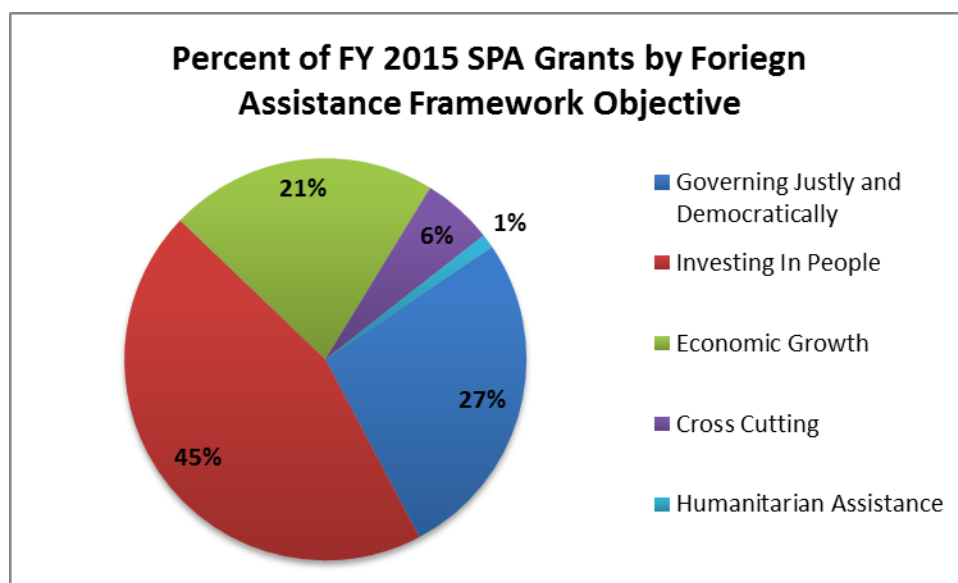
Distribution of SPA Activities by Program Element

Beyond spending variation, there was also significant variation in the number of activities in each Program Element supported. Again, several factors contribute to this distribution. Some Program Elements are used by several posts with significant funding, while other Program Elements are used by single posts with limited funding. Additionally, some posts choose to use SPA funding strictly to support small grants. Other posts have negotiated with their respective USAID Missions to use SPA funding to support several trainings within one year. In FY 2015, the largest number of grants was funded under 2.4.1 Civic Participation. Posts in USAID's Europe and Eurasia Geographic Bureau funded 135 grants with this Program Element. The second largest number of grants, 90, was funded under 3.2.1 Basic Education, in the USAID Geographic Bureaus of Africa, Asia, the Middle East, and Latin America and the Caribbean. The greatest number of trainings, 20, was funded with 4.8.2 Clean Productive Environment funds. Multiple countries in the USAID Asia and Latin America and Caribbean funded trainings under this Program Element. The second highest number of trainings, 13, was funded under 3.2.1 Basic Education in the USAID Geographic Bureaus of Africa, the Middle East, and Latin America and the Caribbean. Below is a table depicting the range in the number of activities by Program Element.

Number of SPA Activities by Foreign Assistance Framework Objective and Program Element				
Framework Objective	Program Element	Number of SPA Grants	Number of SPA Training Activities	Number of SPA PSDs
Governing Justly and Democratically		141	12	6
	2.2.4, Anti-Corruption Reforms	6	1	-
	2.4.1, Civic Participation	135	11	6
Investing In People		237	34	10
	3.1.1, HIV/AIDS	12	-	-
	3.1.3, Malaria	44	12	5
	3.1.6, Maternal and Child Health	43	5	1
	3.1.7, Family Planning and Reproductive Health	14	-	1
	3.1.8, Water and Sanitation	24	1	-
	3.1.9, Nutrition	4	-	1
	3.2.1, Basic Education	90	13	1
	3.3.2, Social Services	6	3	1
Economic Growth		114	32	8
	4.5.1, Agriculture Enabling Environment	1	-	-
	4.5.2, Agricultural Sector Productivity	49	5	1
	4.6.3, Workforce Development	6	4	3
	4.8.1, Natural Resources and Biodiversity	10	3	-
	4.8.2, Clean Productive Environment	48	20	4
Humanitarian Assistance		6	-	-
Humanitarian Assistance	5.2.1, Capacity Building, Preparedness and Planning	6	-	-
Cross Cutting		30	1	2
Cross Cutting	6.1.1, Cross Cutting	30	1	2
Total Number of Activities		528	79	26

Distribution of SPA Activities by Foreign Assistance Objective

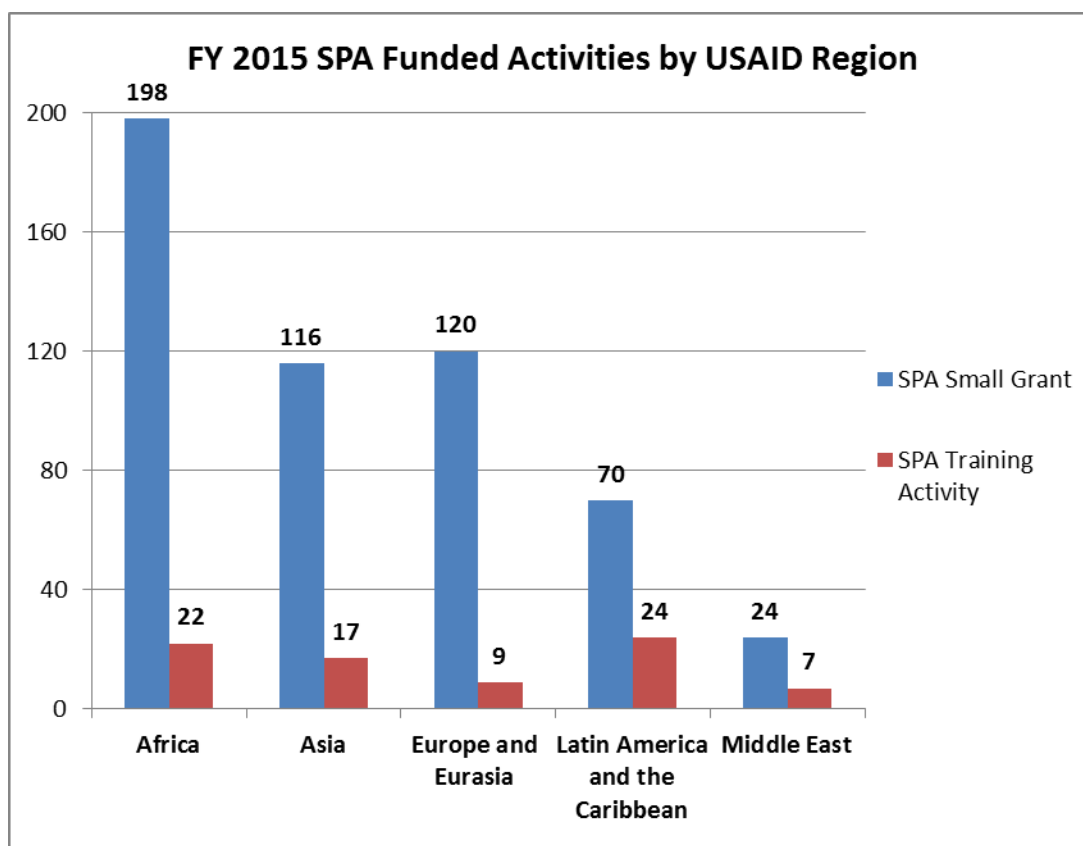
Analysis of SPA-funded activities at the Foreign Assistance Framework Objective level is also enlightening. From this perspective, several Program Elements are aggregated and large variances among the number of activities completed within each Program Element are reduced. The result depicts a more rounded use of SPA funds supporting diverse activities. The greatest number of grants was completed within the Investing in People Objective, which combines Program Areas of Health and Education. Governing Justly and Democratically, which contains the highly active 2.4.1. Civic Participation Program Element, is the second highest Objective supporting grants. This is followed closely by the Economic Growth Objective—which combines Program Areas of Environment, Agriculture, and Private Sector Competitiveness. For training activities, SPA funds also supported the greatest percentage of trainings in the Investing in People Objective; however this was very closely followed by trainings funded via the Economic Growth Objective.



SPA Programming Regional Analysis

Distribution of SPA Activities by USAID Geographic Bureaus

Regional differences in how the SPA program is operationalized are also significant. In FY 2015, 49 Peace Corps posts implemented SPA-funded activities in each of USAID's Geographical Bureaus.² Posts within the Africa Bureau spent the largest percentage on grants—37% of the total. Grants within the Middle East Bureau accounted for only 5% of the total number of grants; the limited number of Peace Corps posts that fit within the USAID Geographic Bureau and the fact that one of these posts is operating without Volunteers largely account for this. The low number of posts also contributed to the Middle East having the fewest training activities—just 9% of the total number of training activities. Training activities by posts within the Latin America and Caribbean accounted for 30% of all of the FY 2015 training activities. Below is a chart representing the number of grants and training activities by USAID Geographic Bureau.

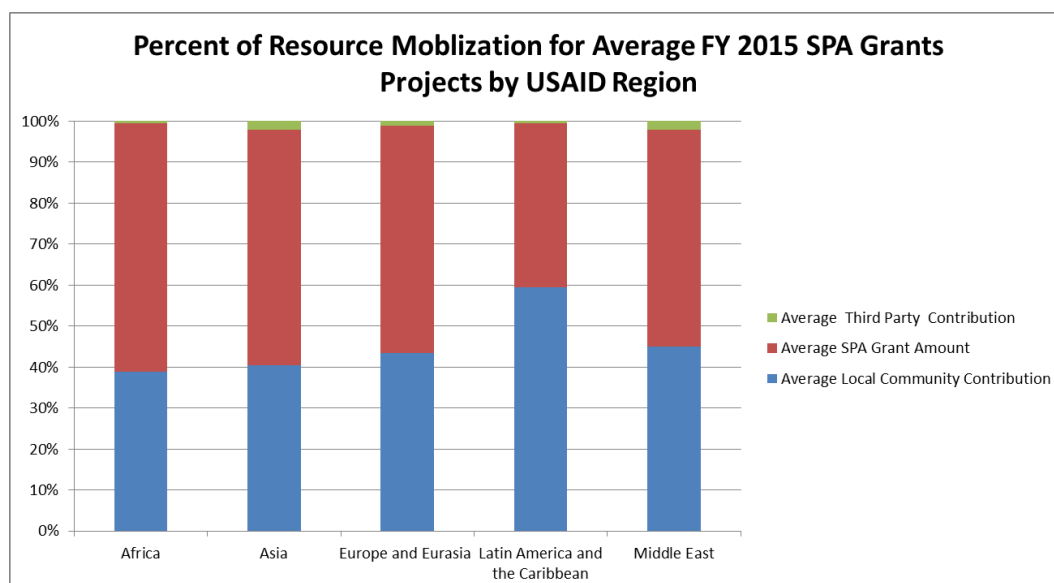


² Appendix 1 shows the categorization of each Peace Corps post into a USAID Geographic Bureau.

Resource Mobilization for SPA Grants

Beyond the distribution of the number of grants across USAID Geographic Bureaus, there are also informative nuances in how grants within each Bureau are structured. The average project in Latin America and the Caribbean USAID Geographic Bureau tend to have the largest total cost, but also the largest percentage of local community contributions. As previously mentioned, although communities are required to contribute a minimum of 25% of the project budget, analysis reveals that the average SPA grant typically exceeds this requirement in every USAID Geographic Bureau. Mobilization of local community resources and third party contributions demonstrates community commitment and investment in the success of the project. Further, these contributions of locally-available resources ensure that SPA grant funds are strategically used to purchase materials that are not easily obtainable by local communities. As community contributions off-set SPA grant funds, posts have additional SPA grant fund reserves to use to fund future SPA grant applications.

FY 2015 Average Sources of Resource Mobilization for SPA Grant Projects by USAID Geographic Bureau						
USAID Bureau	Africa	Asia	Europe and Eurasia	Latin America and the Caribbean	Middle East	Global Average
Average Total Cost of SPA Grant Project	\$4,302	\$5,292	\$4,727	\$8,184	\$4,372	\$5,134
Average SPA Grant Funds	\$2,614	\$3,047	\$2,628	\$3,2281	\$2,323	\$2,787
Percent SPA Grants of Total Project	61%	58%	56%	40%	53%	54%
Average Local Community Contribution	\$1,669	\$2,140	\$2,047	\$4,868	\$1,967	\$2,296
Percent Local Community Contribution of Total Project	39%	40%	43%	59%	45%	45%
Average Third Party Contribution	\$19	\$106	\$51	\$36	\$91	\$51
Percent Third Party Contribution of Project Total	0%	2%	1%	0%	2%	1%

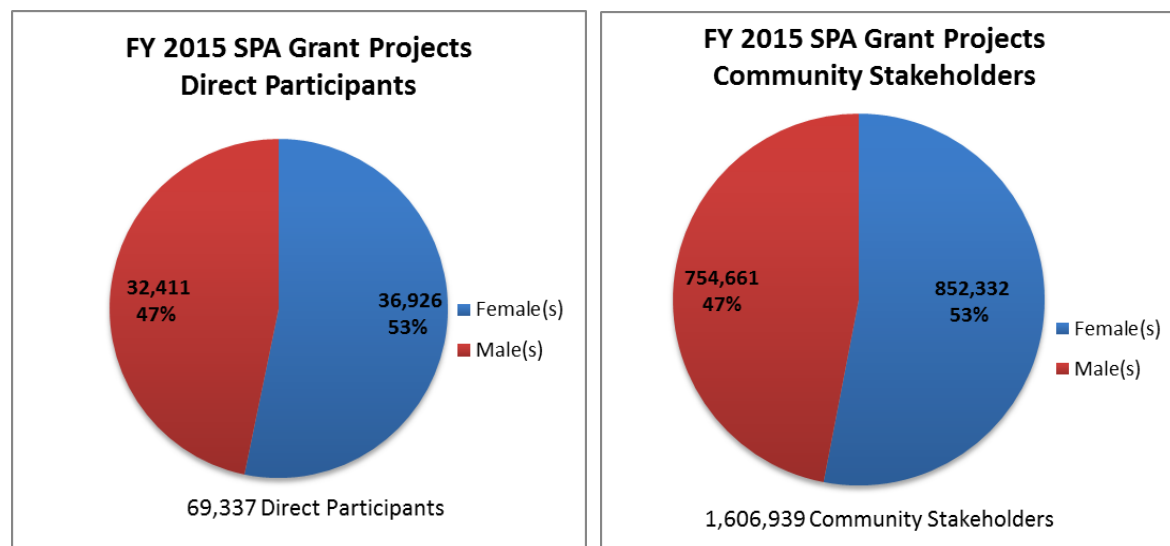


Distribution of Direct Participants and Community Stakeholders of SPA Grants

All grants within the Peace Corps Small Grants Program, including the SPA grant program, report the number of direct participants and community stakeholders. While all SPA grant projects report on at least one indicator from the Foreign Assistance Framework, often these do not fully capture the impact of the project due to the unique scale and focus of these grant activities. SPA grant projects tend to work intensely with a few individuals or small groups to promote immediate, tangible increases in resources or capabilities. As a result, grant participants are highly likely to extend the benefits of the grant-funded project to their families, member organizations, workplaces, and/or communities. For SPA grants, these measures are an important, additional means of capturing impact beyond the standard Foreign Assistance Framework indicators. Further, these measures for the SPA grant program provide a measure of activity for all SPA grant program countries, regardless of the funding Program Element.

Two indicators are used to capture this data. The first indicator, “community members directly involved in the design and implementation of the project, including those who attend trainings or workshops,” is used to determine the number of direct participants. Indirect community stakeholders are measured with the following indicator: “community members who receive an indirect benefit from the project, not including those counted above [direct participants].” These indicators are disaggregated by gender.

The 528 FY 2015 SPA grants demonstrated tremendous community involvement. In FY 2015, 69,337 community members directly participated in SPA grants, with an average of 131 community members per grant. Female participants were slightly more numerous than male participants. As expected, the number of community stakeholders was higher than the direct participants; in FY 2015, a total of 1,606,939 community members indirectly benefited from SPA grants. This is an average of 3,013 community members per grant; again, women were slightly more likely to have benefitted from grant projects than men. The total number of local community members involved in FY 2015 SPA grant projects—including both direct participants and community stakeholders—was 1,676,330.



Data Collection, Analysis and Quality

Data Sources

This report utilizes quantitative and qualitative data primarily derived from two main sources within the same grants management system. Detailed information on the grant management system, Peace Corps Grants Online (PCGO), is contained in the next section. One of the main sources for information for this report is SPA grants. The grant narratives supply qualitative data used to develop the vignettes of grant activities within the Foreign Assistance Framework Highlights section. Grants also contain fiscal information on the sources of resource mobilization for specific projects; they include the amount of SPA grant funds, local community contribution, and any potential third party contributions. In addition to Peace Corps' standard grant template and indicators, SPA grants are required to report on at least one of the standard indicators for the respective Program Element being used to fund the grant. The second main source of data for this report are Training Activity Descriptions (TADs), which are used to document training activities, and Program Support Descriptions (PSDs), which are used to record Program Support Costs. These are submitted by posts to Peace Corps/Washington. Like grants, TADs contain narratives used in the Foreign Assistance Framework Highlights section. Both TADs and PSDs also include the same indicator and fiscal data as grants. For this report, fiscal data for PSDs was obtained from the former management system. Since PSDs often support initiatives related to posts' overall SPA programs, they are not widely included in the preceding analysis. Appendix 3 contains financial details for grants, TADs, and PSDs. Qualitative data for this report was also supplemented with information contained in posts' semi-annual reports to their respective USAID Missions.

This report does not contain custom indicators negotiated between individual USAID Missions and Peace Corps posts. Custom indicators are included, as applicable, in semi-annual reports from Peace Corps posts to the respective USAID Mission. Copies of these reports are retained by Peace Corps/Washington and are available to USAID/Washington upon request.

Data Review and Collection

Grants, TADs, and PSDs have different sources and review processes. TADs and PSDs are developed by post staff and thoroughly reviewed by two offices at Peace Corps/Washington—the SPA staff and representatives from Peace Corps' Regions. Following this, Peace Corps posts must submit their TADs/PSDs for approval from their respective Missions. This level of review ensures that all training activities and program support costs fall in line with both Peace Corps and USAID priorities. After approval and implementation, post staff submit completion information to the Peace Corps/Washington SPA staff to document accomplishments; Peace Corps/Washington SPA staff then review and request any missing information.

SPA grants, written by Volunteers with local community members, are first reviewed by numerous program staff at post. Grant writing is often an iterative process of incorporating feedback from the Director of Programing and Training, Director of Management and Operations, Small Grants Coordinator(s), Programmatic/Sector Specialists, and the Country Director. Final approval by the post typically involves a small grants committee, which often includes a representative from the respective USAID Mission. During the post approval process, grants are also reviewed by Peace Corps/Washington SPA staff. Once approved and funds are obligated, Volunteers begin tracking the progress of their project in PCGO, facilitating the development of completion reports. After a project is fully implemented, Volunteers are required to fully close out the grant completion report within three months to reduce the loss of information and documentation. These sources of final data are also reviewed by multiple staff—including the Small Grants Coordinator(s), Director of Management of Operations (or another Financial Specialist), and a Peace Corps/Washington SPA program staff member.

Data Quality

Data quality for the SPA program continues to improve due to a number of factors. Peace Corps as an agency has taken a number of steps to improve data quality from which the small grants program and the SPA program have benefitted. First, Peace Corps' Overseas of Programming and Training Support (OPATS) Office has developed and deployed significant monitoring and evaluation tools to posts. These tools are also incorporated into training that Volunteers receive at post. Peace Corps has also supported the hiring and training of Monitoring, Reporting, and Evaluation Specialists at nearly every post. These specialists provide more direct support for training on Peace Corps data collection tools—for both Volunteers and post staff. In several posts, this specialist either has small grants duties or works in close collaboration with the Small Grants Coordinator. Since several of the standard indicators utilized by Peace Corps for non-grant programming mirror those of the Standard Foreign Assistance Framework indicators, this training and support reinforces data quality for the SPA program.

Specific data quality improvements have also targeted the grants program. The Small Grants Staff Handbook and Small Grants Volunteer Handbook both have monitoring and evaluation guidance and tools specific to grants. When reviewing grants, TADs, and PSDs, Peace Corps/Washington SPA staff specifically review for data completeness and quality; consistent feedback in these areas to post staff strengthens post data standards. Peace Corps/Washington SPA staff members also respond to post requests for data quality guidance and are working on developing more comprehensive resources for this component of the SPA program. The normalization of PCGO usage for grants management has also solidified its status as an authoritative data collection system. As discussed in a later section, in FY 2015, PCGO updates included incorporating the TAD and PSD application process into the PCGO database, which further reinforced this system as a means to manage all SPA program activities. In FY 2016, this new functionality will be rolled out to posts and is expected to reduce the time needed to complete reporting tasks. The data compilation capabilities of PCGO also facilitate enhanced data analysis that can pinpoint data anomalies requiring adjustment and correction. At some posts, electricity and internet outages complicate reporting initiatives; the Small Grants Program is working to address these issues with offline solutions, and Peace Corps as an agency continues to evaluate alternative internet solutions for these posts.

Program Changes

FY 2015 Program Enhancements

The SPA program continued to evolve in FY 2015 with several measures undertaken to enhance the effectiveness of the program. These include additional financial management support, improvements in the system used to document and track SPA-funded activities, additional Peace Corps/Washington SPA staff capacity, and improved guidance in staff handbooks.

Financial Management Support

One of the earliest and most impactful changes in FY 2015 has been training of post staff in managing SPA funds. Closer financial management began in FY 2014 with weekly monitoring for exhausted funds and closer Peace Corps/Washington management of budget uploads to facilitate more effective management of funds. In FY 2015, this process grew to include notifications to posts when funds remaining were less than \$3,000 to encourage more efficient monitoring and obligation of funds. This resulted in a significant reduction in budget errors, and facilitated a much smoother and faster rollover of carryover funds to posts in FY 2016.

Improved Functionality in Peace Corps Grants Online (PCGO)

The Peace Corps' web-based grants management system, PCGO, continued to develop as an instrumental tool for the management of SPA-funded activities. In FY 2015, grant coordinators became even more familiar with the system, helping to normalize its use and facilitate the adoption of the system by Volunteers. Numerous grant coordinators are using the data compilation abilities of PCGO to enhance the planning and reporting of their SPA programs. As each grant is reviewed, comments and feedback are documented within PCGO; the system is becoming a growing database that both post and Peace Corps/Washington staff can proactively reference to ensure consistent adherence to SPA program guidelines.

In late FY 2015, an update to PCGO made the previously developed SPA TAD and PSD sections within PCGO fully functional. For reporting purposes, the Peace Corps/Washington staff input each of the Excel-based TADs into PCGO for FY 2015, providing a more comprehensive database for FY 2015 SPA-funded activities. Full FY 2015 reporting of PSDs remained within the former system and is therefore not included in the main analysis; Appendix 3 includes data for PSDs. The rollout of the functionality is being tested by self-identified Small Grants Coordinators in early FY 2016; it is expected that the process will be available to all posts in January, 2016. This is a major enhancement that will reduce the reporting burden on posts and enable Peace Corps/Washington SPA staff to provide more timely feedback on draft documents and TARs. This should also improve adherence to SPA guidelines, as well as improve the quality and quantity of data available to the SPA program. This enhancement also centralizes a location for management of SPA-funded activity documentation—a benefit to both post and Peace Corps/Washington staff.

Peace Corps/Washington SPA Staff Capacity

In early 2015, the Peace Corps/Washington SPA staff expanded to three positions. With limited staffing gaps, this additional position has greatly improved the Peace Corps/Washington SPA staff's capacity to support posts and the SPA program. Grant review and feedback to posts' Small Grants Coordinators is more thorough, consistent, and timely; thereby improving the ability of grant coordinators to bring projects into compliance with SPA guidelines set forth in the SPA IV PAPA and Peace Corps Small Grants Staff Handbook. Additionally, during the Africa Small Grants Coordinators Workshop and during site visits, the new staff member helped backstop all SPA program duties. This staff member's work is supplemented by a focus on improving the monitoring, evaluation, and reporting capabilities of the SPA program.

Small Grants Handbooks Updated Guidance

In March, 2015, new versions of the Peace Corps Small Grants Handbooks for Volunteers and post staff were finalized and distributed to posts. This new iteration of the handbooks streamlined additional guidance across the entire Peace Corps Small Grants program. Of particular note for the SPA program, one update codified limitations on SPA-funded water activities, ensuring that Volunteers and communities implement water projects to the level required by USAID. Peace Corps/Washington SPA staff is developing and extending clearer guidance and procedures for SPA-funded water activities for applicable activities as they are developed; these improvements are planned for inclusion in a future iteration of the handbooks.

All of these programmatic changes in FY 2015 have a larger, net effect. The intricacy of the SPA program ensures that gains in one area of the program are multiplied across the program. Several of these changes are building off of improvements from previous years. Likewise, as previously alluded to, FY 2015 changes have already impacted or are expected to improve the program in FY 2016 and beyond.

Peace Corps Posts Participating in the SPA Program

For a variety of reasons, there are slight changes annually in the number of Peace Corps posts that participate in the SPA program. Occasionally, Peace Corps suspends or closes entire Peace Corps programs and withdraws Volunteers from a country, sometimes with little advance notice or opportunity for significant planning. In some of these cases, post staff continues post operations—including SPA-funded activities. Additionally several posts were added to the SPA program in FY 2015 due to new funding. Below is a summary of the FY 2015 changes in posts that participated in the SPA program.

SPA Program Closures:

- Peace Corps/Azerbaijan was closed December 30th, 2014. One grant was funded in early FY 2015 and the project was completed before the post closed. This and all other grants and SPA finances were reconciled and closed in FY 2015.
- Peace Corps/Cameroon had limited carryover funding (\$57.83) in FY 2015. While the Small Grants Coordinator did participate in the wider Peace Corps Small Grants Program and Africa Small Grants Coordinators Workshop, they did not have active SPA grants nor any SPA-funded trainings in FY 2015.

Posts Operating SPA Programs without Volunteers:

- Peace Corps/Ukraine initially evacuated all Volunteers in March 2014, and Peace Corps/Ukraine staff worked with Volunteers' local community Counterparts to close out all of the remaining SPA grants. In 2015, Peace Corps/Ukraine staff facilitated two successful trainings of Counterparts and partner schools. These SPA-funded trainings have assisted with building the capacities and retaining the interest of Counterparts in the absence of Volunteers with whom they work directly. These contributions have shown to be significant to the smooth re-integration of Peace Corps Volunteers in late 2015 (fiscal year 2016).
- Peace Corps/Jordan evacuated Volunteers in March 2015, and the program remained suspended throughout the rest of 2015. After assisting with the closeout of all SPA grants, Peace Corps/Jordan staff used SPA funds to develop youth development resources and conduct trainings for Volunteers' local community Counterparts and youth.
- Peace Corps/Guinea, Peace Corps/Liberia, and Peace Corps/Sierra Leone, all of which originally evacuated in July 2014, due to the outbreak of Ebola, remained in the SPA program in FY 2015. Due to the time-sensitive nature of the evacuation, several grants remained opened after Volunteers left; in FY 2015, all of these grants were closed with assistance from staff from the

respective posts. Grant coordinators from all three posts participated in the Africa Small Grants Coordinators Workshop. Staff in Peace Corps/Sierra Leone used SPA funding to conduct handwashing trainings in 11 schools in late FY 2015. Peace Corps Response Volunteers returned to Liberia in the summer of 2015, and the SPA program fully resumed with several SPA grants approved in late FY 2015 and planned trainings in FY 2016. Volunteers are expected to also return to Guinea in early FY 2016 and Peace Corps/Guinea is planning to implement a multi-faceted SPA program at post.

Posts Entering the SPA Program:

- Peace Corps/South Africa joined the SPA program in FY 2015 with new funding in 3.2.1 Basic Education, which Peace Corps/South Africa has used strictly for grants. The Small Grants Coordinator participated in SPA-specific training at the Africa Small Grants Coordinators Workshop.
- Peace Corps/Kosovo joined the SPA program in FY 2015 with 6.1.1 Cross-Cutting Program Element funds; Peace Corps/Kosovo has designated all of their SPA funds for grants. Currently, the position of the Small Grants Coordinator is backstopped by other post staff, due to a lengthy security clearance for the selected candidate, however Peace Corps Volunteers have successfully implemented several grants.
- Peace Corps/Mongolia joined the SPA program in FY 2015 and has used its funding for low-cost/high-impact grants. With USAID/Mongolia now in a legacy phase and prospects for new funding reduced, Peace Corps/Mongolia is relying solely on limited carryover funding for FY 2016 activities.
- Peace Corps/Samoa joined the SPA program in mid-FY 2015 with new funding in 4.8.2 Clean Productive Environment. They used the funding for two training activities and one grant in the latter part of FY 2015; they are implementing measures to increase the number of SPA grants in FY 2016.
- Peace Corps/Tonga initially joined the SPA program in FY 2014, but completed no SPA-funded activities that year. In FY 2015, Peace Corps/Tonga used SPA funding under the 4.8.2 Clean Productive Environment Program Element to fund two training activities. Peace Corps/Tonga is planning for several SPA-funded activities in FY 2016.

Foreign Assistance Framework and Highlights

Peace Corps posts used SPA funding for diverse activities in FY 2015. This section contains highlights for each Program Area. It is structured around USAID's Foreign Assistance Framework Objectives, Program Areas within those Objectives, and Program Elements. Each section contains the number of activities (grants and trainings), participating countries, one to two vignettes, and where possible, photos of community initiated small grant projects or training workshops. Specific indicator data for each Objective is found in Appendix 2.

Objective: Governing Justly and Democratically

Program Area: Good Governance

Program Element: Anti-Corruption Reforms, 2.2.4

Number of Activities: 6 grants, 1 training activity

Countries: Mongolia

The SPA program funded six small grant projects and one training activity in FY 2015 under the Anti-Corruption Reforms Program Element. These activities took place in Asia. Projects focused on providing training and resources related to good governance, including: leadership, critical thinking, consensus building, and equity and inclusiveness. Projects included camps and in-home trainings to integrate and empower disabled youth, as well as trainings on self-advocacy and empowerment for marginalized nomadic populations.

Vignettes

Through the support of a SPA grant, a Volunteer in **Mongolia**³ developed and launched a seminar that may become part of a national training by the Mongolian Education Department. The project focused on dormitories that primarily house children of nomadic herders during the school months. They developed and implemented a capacity-building training for dormitory staff from five rural towns and the provincial center. Dormitory staff learned strategies for developing dormitory student leadership and empowering dormitory students' parents to become self-advocates within the school and the larger community. Grant funds of \$682 were used for supplies and travel costs; local community contributions totaled \$2,061 and included labor, materials and a venue for the training.



In June, 2015, **Peace Corps/Mongolia**⁴ partnered with the Mongolian Association of School Social Workers to train 32 Mongolian professionals before a nation-wide school social worker conference. The main focus of the training was developing child friendly schools within the context of political decentralization. The participants learned about good governance and developed action plans—with accountability mechanisms—for inclusive youth development programming that targets marginalized and underserved populations.

³ SP-15-309-004

⁴ TAD-15-309-001

Objective: Governing Justly and Democratically

Program Area: Civil Society

Program Element: Civic Participation, 2.4.1

Number of Activities: 135 grants, 11 training activities

Countries: Albania, Armenia, Azerbaijan, Georgia, Macedonia, Moldova, Morocco, Ukraine

The SPA program funded 135 small grant projects and 11 training activities in FY 2015 under the Civic Participation Program Element. These activities took place in Europe and Eurasia and the Middle East. Through these activities, Volunteers and their communities trained and educated individuals in civic education, organizational capacity and leadership, and assisted civil society organizations in improving internal organizational capacity. Projects included establishing community and youth centers, implementing youth development programs, improving community-based service delivery mechanisms, and providing innovative vocation training.

Vignettes

In **Albania**⁵, a group of Volunteers used SPA grant funding to start an Albanian Model United Nations (AMUN) conference, involving 135 students from 14 schools across the country. The first part of the project involved a two-day training for 17 teachers on how to facilitate student learning on United Nations processes and procedures, as well as public speaking, debate, and presentation skills. Over the following three months, students researched global issues and prepared for regional competitions. The winning student delegations attended a national conference. Beyond transferring skills, the project also contributed to networking and collaboration of teachers from across the country. Plans are underway in 2016 to hold another AMUN. The \$1,439 in local community contributions included two of the three venue sites and donated labor of teacher staff to implement the conferences. SPA grant funds of \$3,959 were used to secure the initial training venue, support printing and internet access for the students, and provide transport and hotel accommodations for the regional and national competitions.



⁵ SP-15-304-001

Peace Corps/Ukraine⁶ used SPA funding to support a three day training of trainers entitled, “Promoting Tolerance and Diversity to Build More Inclusive and Sustainable Communities.” Training participants included 60 Volunteers’ local community Counterparts from almost all regions of Ukraine and diverse professional backgrounds. These local community Counterparts represented 60 organizations, including 18 local civil society groups. Training focused on understanding diversity, techniques for incorporating tolerance into organizations and activities, and communication skills. The training utilized \$24,677 in SPA funding.



In July 2015, **Peace Corps/Armenia**⁷ implemented a Gender Equity in Community Development Training of Trainers in support of Peace Corps/Armenia’s Community & Youth Development and TEFL Projects. Through the use of \$5,556 in SPA funds, this activity supported the global cross-cutting gender focus within Peace Corps and USAID, incorporating strategies to develop leadership, transfer skills, promote active citizenship, boost self-esteem, and discuss life issues for both male and female youth and Volunteers’ local community Counterparts. This workshop prepared 15 Volunteers and 30 local community Counterparts and members to design and implement at least two small-scale development projects in their communities, involving 15-30 mixed gender youth (ages 14-25). Based on knowledge, skills and competencies acquired during this training, each team (9 teams in total) developed an action plan to transfer knowledge to their respective communities around Armenia. The long-term outcome of this activity relies upon the "multiplication effect" of the training, engaging more community members through the 10 hours of teaching to be completed by each team in their communities, with follow-up activities in each community. The selection of the local community members and Counterparts was based on their commitment to deliver follow up trainings, and also on already existing competencies and already established networks.



⁶ TAD-15-343-663

⁷ TAD-15-305-588

Objective: Investing in People

Program Area: Health

Program Element: HIV/AIDS, 3.1.1

Number of Activities: 12 grants, 0 training activities

Countries: Benin, Burkina Faso, Guinea, Togo

The SPA program funded 12 small grant projects in FY 2014 under the HIV/AIDS Program Element. These activities were focused in Africa. Projects in this element trained individuals and communities on HIV/AIDS prevention, care and treatment, and provided technical assistance for HIV-related institutional capacity building through camps, conferences, trainings, art projects and radio spots.

Vignette

In **Burkina Faso**⁸, a group of Volunteers used SPA funding to facilitate a six day empowerment camp for 36 young women. The Volunteers collaborated with a local radio station, the Burkina Faso Red Cross, a local youth center, and a local health center to identify session facilitators and guest speakers. The camp utilized the Grassroots Soccer HIV/AIDS curriculum, covering the risks and consequences of HIV/AIDS contraction and means of prevention. Supplementary topics included nutrition, family planning, sex and gender, gender-based violence, gender equality, resiliency, and leadership. The Burkinabe guest speakers and facilitators were deemed highly critical to the success of the camp, as each of their messages empowered the young women in a unique way. The young women were encouraged to take control of their own lives and become change agents within their respective communities. The grant funds of \$1,202 were used to pay for a camp security guard, food throughout the camp, and transport of facilitators. The community contributions included the training facility, use of the soccer field, and participant lodging and transport, a value of \$861.



Program Element: Malaria, 3.1.3

Number of Activities: 44 grants, 12 training activities

Countries: Benin, Ghana, Guinea, Liberia, Madagascar, Malawi, Mozambique, Rwanda, Senegal, Tanzania, Uganda, Zambia

The SPA program funded 44 small grant projects and 12 training activities in FY 2015 under the Malaria Program Element and took place in Africa. Activities in this Program Element focused on behavior change, information dissemination, training for health care workers, medical personnel and community workers. Projects included recognition of World Malaria Day, implementation of health fairs, long

⁸ SP-15-686-006

distance bike tours, sewing and distribution of mosquito nets, trainings of trainers, and rapid malaria testing and treatment projects.

Vignettes⁹

Six Volunteers and five local community Counterparts in **Malawi¹⁰** cycled 50km to eight primary schools along the northern lakeshore in November 2014. Visiting two primary schools per day, Volunteers conducted hands-on Malaria awareness-raising activities relevant to different school subjects. As an English activity, students created picture books written in English that illustrated how the disease spreads in communities. As a Biology lesson, the group traced the human body and drew the parasite life-cycle. A session on bed-net care and repair educated students on how to repair holes in bed nets, while an arts and life skills lesson focused on effective prevention and treatment options. The final group participated in a Grassroots Soccer skills intervention which combined physical education with informative and engaging malaria awareness messages. Through this activity, which leveraged \$326 in SPA funds and \$177 in local community resources, 840 students, 33 teachers, and two Primary Education Advisors (PEAs) were directly engaged and educated on malaria prevention and awareness.



Program Element: Maternal and Child Health, 3.1.6

Number of Activities: 43 grants, 5 training activities

Countries: Benin, Cambodia, Guatemala, Guinea, Madagascar, Malawi, Nicaragua, Philippines, Rwanda, Zambia

The SPA program funded 43 small grant projects and five training activities in FY 2015 under the Maternal and Child Health Program element; these activities took place in Africa, Asia and Latin America. Activities in this Program Element focused on training individuals, mothers and households on child health and nutrition. Projects included healthy household trainings, community farming, workshops, camps, and training of trainers.

Vignettes

With support of a SPA grant, a group of Volunteers in **Guatemala¹¹**—in collaboration with a local health center and a nutrition organization—implemented a two-day training for 108 health center workers, including 65 Community Health Workers (CHWs) from three health districts. The training was divided into theoretical concepts and participatory activities on adult training techniques. At the end of the training, each CHW received a toolkit—including a training manual, baby dolls for demonstrations,

⁹ An additional illustrative 3.1.3 Malaria activity is described in another section of this report (“Program Activities: Regional Peace Corps Initiatives: Stomping Out Malaria”).

¹⁰ SP-15- 614-001

¹¹ SP-15-520-003

photos to reinforce concepts, and other materials—to develop community-based groups for pregnant women and their partners. The community contribution, valued at \$4,238, included a training venue, accommodations for all the CHWs, basic training equipment, and donated specialized labor from the health center staff. SPA grant funding contributed \$6,658 in training equipment, printing and binding the training manuals, transportation for the trainees, as well as food during the training.



Peace Corps/Benin¹² utilized \$3,965 in SPA funds in December 2014 to train 12 Volunteers and 12 local community Counterparts who are active in community-based care groups in their respective communities. This activity involved developing a Care Group toolkit, which can easily be altered to fit each participating community. These kits include: simple lesson plans (in both English and French) with relevant reporting indicators, printable images, activities, and examples of Volunteers' experiences. The purpose of this activity was to demonstrate that the Care Group program and the corresponding toolkits can be altered to work in different villages—addressing individual community needs through the acknowledgement that what works in one village may not work in another village, and may not work well in every village. This activity provided much-needed resources to Volunteers and Counterparts who promote maternal and child health through Care group engagement in their communities. During the training, participants learned about health topics such as malaria prevention, hygiene, nutrition, child health, prenatal/postnatal health, sexual health and family planning.

Program Element: Family Planning and Reproductive Health, 3.1.7

Number of Activities: 14 grants, 0 training activities

Countries: Benin, Guinea, Senegal, Zambia

The SPA program funded 14 small grant projects in FY 2014 under the family planning and reproductive health Program Element; these activities took place in Africa. Activities in this Program Element trained non-governmental organizations in providing quality health services focused on training health workers and individuals in family planning approaches and health services. Projects included camps, sport tournaments, and trainings of trainers.

Vignette

With resources provided through a SPA grant, a Volunteer in **Senegal¹³** implemented a highly-successful training of trainers. Working with the local health post, 17 female village-based Community Health Workers (CHWs) were invited for a two-day training on the female reproductive system, locally-available contraceptive resources, as well as facilitation skills for effectively communicating this information to village women. The training also included observation of a community-wide family planning talk facilitated by a local Peace Corps staff member. Attending this talk provided the CHWs with new

¹² TAD-15-680-668

¹³ SP-15-685-009

confidence and strategies to employ in their work. Following the training, the CHWs were grouped into teams of three and tasked with implementing workshops with women in each village and organizing a community mobilization event around family planning within the subsequent three weeks. The resulting events reached 580 men and women. Two-hundred and ninety-five women were able to identify at least two forms of modern contraception and 75 women started using modern contraception. When surveyed, women also reported feeling more confident about talking to their spouse about family planning methods and child spacing. The \$871 in grant funds covered transportation, demonstration materials, and food for the initial training, while the communities contributed \$325 in a training venue and venue-related items for the village-based workshops.

Program Element: Water Supply and Sanitation, 3.1.8

Number of Activities: 24 grants, 1 training activity

Countries: Benin, Burkina Faso, The Gambia, Ghana, Guinea, Rwanda, Sierra Leone, Togo, Uganda

The SPA program funded 24 small grant projects and one training activity under the water supply and sanitation Program Element; these activities took place in Africa. Activities in this Program Element focused on improving access to drinking water and sanitation facilities. Projects included the construction of latrines, trainings, behavior change seminars, establishment of rainwater harvesting systems, extension of safe waste disposal techniques, camps and Water, Sanitation, and Hand Washing (WASH) campaigns.

Vignettes

With the support of a SPA grant, a Volunteer in **Ghana**¹⁴ worked with a school to create a latrine for female students at a high school. All of the stakeholders at the school identified a female-only latrine for over 100 female students as the most pressing problem. Lack of a clean, safe, and private space for the girls to use—especially during their menses—was contributing to high absenteeism, and ultimately drop-out rates among female students. Working closely with the school staff and local community, an eight-stall latrine was constructed and a school sanitation committee was formed to keep the space hygienic. Shortly after the latrines were constructed, female students expressed less anxiety about attending school during their menses. Capacity built with school staff during this project is expected to inform a follow-up project by the community for a boys' latrine. The SPA grant amount of \$4,418 was used to purchase construction materials and hire skilled construction labor. Community contributions of \$1,619 included basic construction materials, most of the transport of materials, and unskilled construction labor.



¹⁴ SP-15-641-015

Peace Corps/Sierra Leone¹⁵ used SPA funding to conduct handwashing and hygiene trainings at 11 schools. Through participatory trainings, 678 students, teachers, and parents learned about the importance of hand washing and proper steps for handwashing. Each of the school communities made an action plan to extend the training to the larger school population and local community. Collectively, the trainings used \$4,192 in SPA funding.



Program Element: Nutrition, 3.1.9

Number of Activities: 4 grants, 0 training activities

Countries: Ghana, Mozambique, Rwanda, Zambia

The SPA program funded four small grant projects and planned one training activity in FY 2015 under the Nutrition Program Element; these activities took place in Africa. Activities in this Program Element focused on improving health facilities and training on health and nutrition. Projects included the development of an agricultural processing facility, animal husbandry, nutrition centers and programs.

Vignette

In **Mozambique**¹⁶, a Volunteer utilized a SPA grant to conduct nutrition and kitchen hygiene training workshops in conjunction with the local Catholic Mission. Twenty-five women and three men from the community participated in the training, incorporating theoretical nutritional concepts and cooking demonstrations. Nutritional training topics covered: balanced meals, creating micronutrient rich powders from leafy greens, techniques for fortifying white flour and rice, good hygiene practices during food preparation, and income generation strategies. Participants were provided with recipe booklets at the end of the training so that they could continue to build their skills. Following the training, three groups of women started selling carrot and beet cakes within the community; other participants incorporated more nutritious recipes into their restaurants' menus. Many of the participants now consistently fortify their households' rice and flour with micronutrient powder. Secondary school officials have requested similar training so that the material can be incorporated into the local curriculum. The community contribution consisted of \$600 to cover the venue location, donated time from a local nutritionist and transportation of the trainees. SPA funding in the amount of \$699 was used primarily to fund the printing and binding of the recipe booklets, as well as some basic cooking equipment and supplementary cooking ingredients.

¹⁵ TAD-15-636-001

¹⁶ SP-15-640-001

Objective: Investing in People

Program Area: Education

Program Element: Basic Education, 3.2.1

Number of Activities: 90 grants, 13 training activities

Countries: Cambodia, Dominican Republic, Eastern Caribbean, El Salvador, Ghana, Guyana, Jamaica, Liberia, Malawi, Morocco, Nicaragua, Peru, Philippines, Rwanda, South Africa, Uganda, Zambia

The SPA program funded 90 small grant projects and 13 training activities in FY 2015 under the Basic Education Program Element; these activities took place in Africa, Asia, and Latin America. Activities in this Program Element focused on training educators, providing educational materials and tools, non-formal education efforts, and equipping communities and local community Counterparts in literacy interventions. Projects included library renovations, procurement of books and textbooks, peer mentoring groups, and camps and workshops for both teachers and students.

Vignettes

In the **Dominican Republic**¹⁷, a Volunteer utilized a SPA grant to augment school library resources and training. Serving over 400 primary school aged students, the school had a small library with very few resources to support the reading levels of students at various literacy levels. Recognizing this, the school worked with the Volunteer to create a larger library space with additional resources. The Volunteer also incorporated librarian training, as well as training for teachers on how to create a reading culture at the school. Teachers from five grade levels have now incorporated library-related activities into their weekly class schedules. The library is viewed as “the place to be” among the students and the project has contributed to creating a “culture of literacy.” The \$8,487 in local community contribution included space and labor for creating the new library space, as well as shelving and student desks. The \$1,888 in SPA funds were used to purchase and transport over 400 books and learning materials.



In April 2015, **Peace Corps/Eastern Caribbean**¹⁸ implemented two English Literacy Workshops on the islands of Dominica and Grenada, using approximately \$22,000 in SPA funds per workshop. The overall purpose of the Primary English Literacy Workshops was to provide in-depth training in literacy skills and enhance teacher/Volunteer teacher ability to implement literacy activities in the classroom. The two workshops brought together 22 Volunteers and 22 local community Counterpart teachers for three days, and were co-facilitated by literacy point-persons in Dominica and St. Lucia, and Grenada and St. Vincent. Prior to the workshop, the participants had completed a literacy assessment with a group of students, called “Words Their Way.” The data from the assessment was used during the workshop to practice data analysis, identify areas for improvement, and design interventions specifically related to

¹⁷ SP-15-517-001

¹⁸ TAD-15-538-638 and TAD-15-538-637

the results of the data analysis. By bringing together teachers and Volunteers from two islands, Peace Corps/Eastern Caribbean staff saw a tremendous opportunity for sharing across all of the countries covered by Peace Corps/Eastern Caribbean. Not only was it a great learning experience for the participants, it was also a wonderful sharing experience among a group of education professionals.

Objective: Investing in People
Program Area: Social Services and Protection for Vulnerable Populations

Program Element: Social Services, 3.3.2¹⁹

Number of Activities: 6 grants, 3 training activities

Countries: Colombia

The SPA program funded six small grant projects and three training activities in FY 2015 under the Social Services Program Element; these activities took place in Latin America. Activities in this Program Element sought to equip service providers (individuals and organizations) to serve vulnerable individuals or communities. Projects included establishment of school gardens, HIV/AIDS trainings, and creation of and enhanced programming at youth centers.

Vignette

With critical resources provided by a SPA grant, a Volunteer in **Colombia**²⁰ helped establish a learning and resource room for a local foundation that provides services to 40 homeless and abused boys. In addition to supplying four computers, a printer, books, and library furniture, this grant-funded project also facilitated several capacity-building initiatives. The local library offered a free workshop to the organization about the importance, history, and functions of a library resource center. The foundation staff selected ten motivated boys to attend the workshop, who became responsible for organizing and maintaining the new installation of books and helping to create a culture of responsibility and respect for the resources. Following the completion of the resource room, the Volunteer's local community Counterpart launched a "Continued Reading Program" to encourage the boys to fully utilize all of the new resources. The room is used almost daily for self-directed study, reading and research. The \$6,221 in grant funds was used to purchase books, computers, software, a printer, bookshelves, and library furniture. The foundation contributed \$10,041 in supplies and labor for the extensive renovation of the space needed to make it a usable area, as well as donated time from an IT professional to set up the computers and printer.



¹⁹ All FY15 activities in Colombia used 3.2.2 Social Services indicators. However, some of these activities were funded by 6.1.1 Cross Cutting.

²⁰ SP-15-514-004

Objective: Economic Growth
Program Area: Financial Sector

Program Element: Financial Sector Enabling Environment, 4.3.1

Number of Activities: 0 grants, 0 training activities

Countries: Guinea

Funds were available in this Program Element in Guinea, but no activities were implemented during FY 2015 due to Volunteer evacuation and ongoing Ebola-related travel precautions.

Objective: Economic Growth
Program Area: Agriculture

Program Element: Agriculture Enabling Environment, 4.5.1

Number of Activities: 1 grant, 0 training activities

Countries: Cambodia

The SPA program funded one small grant project in FY 2015 under the Agriculture Enabling Environment Program Element; this activity took place in Asia and was focused on training community members on new technologies and management practices in the agriculture sector. The project included the establishment of home gardens and a training of trainers.

Vignette

A Volunteer in **Cambodia**²¹ accessed a small grant to train 12 rural families with poor nutritional status in two neighboring villages on gardening techniques and nutritional information. Participants were identified on food insecurity status and availability of needed resources to implement a garden. The first segment of training covered the USAID Harvest model and associated techniques in soil preparation, composting, efficient irrigation, crop rotation, and environmentally-friendly field maintenance and pest control. The second segment of the training focused on the importance of nutritionally-diverse diets. Eleven of the participating families created home gardens to implement the knowledge gained from the training. Each of these families has provided information to neighbors not involved in the program; after the first gardening season, each of these families reported sharing second generation seeds with neighbors. The grant funds of \$1,091 purchased gardening materials and paid for transportation of materials and participants. Community contributions, totaling \$466, included labor and basic gardening materials.



²¹ SP-15-303-001

Program Element: Agriculture Sector Productivity, 4.5.2

Number of Activities: 49 grants, 5 training activities

Countries: Cambodia, Ethiopia, Ghana, Liberia, Malawi, Nepal, Nicaragua, Rwanda, Tanzania, Uganda, Zambia

The SPA program funded 49 small grant projects and five training activities in FY 2015 under the Agriculture Sector Productivity Program Element; these activities took place in Asia, Africa and Latin America. Activities in this Program Element focused on trainings in business development, improved technologies and efforts to promote and improve food security. Projects included animal husbandry and gardening trainings, environmental education camps, natural resource management workshops, and establishment of gardens at schools and community centers.

Vignette

A Volunteer in **Tanzania**²² used SPA grant funding to implement a community-requested improved poultry management project with women in households with malnourished children. The Volunteer and her local community Counterpart worked with a local women's group to develop a multi-faceted project. Before receiving a starter flock of ten hens and one rooster, each of the 20 members of the group received basic business training, comprehensive training on poultry management—including chicken health and vaccination schedules, chicken food preparation, and ideal feeding rations—and constructed semi-intensive chicken houses. The project also included an expectation that each woman trained would extend training to at least three community members and donate five chickens to others wishing to replicate the improved poultry management techniques. The \$6,495 in SPA grant funds were used to purchase and transport all of the chickens and most of the construction supplies. The community contributed \$2,166 in basic construction supplies, other basic chicken health supplies, and labor to construct the improved poultry house.



Objective: Economic Growth

Program Area: Private Sector Competitiveness

Program Element: Private Sector Capacity, 4.6.2

Number of Activities: 0 grants, 0 training activities

Countries: Dominican Republic

Funds were available in this Program Element in the Dominican Republic; however, no activities were implemented during FY 2015.

²² SP-15-621-007

Program Element: Workforce Development, 4.6.3

Number of Activities: 6 grants, 4 training activities

Countries: Eastern Caribbean, Guyana, Jordan, Morocco, Nicaragua

The SPA program funded six small grant projects and four training activities in FY 2015 under the Workforce Development Program Element; these activities took place in Latin America and the Middle East. Activities in this Program Element focused on improving technical skills and building capacity of Volunteers' local community Counterparts, community members, institutions and organizations, and youth in preparation and support of employment. Projects included camps, vocational trainings, job fairs, and enhancement of community centers and technology resource rooms.

Vignettes

In **Morocco**²³, a Volunteer worked with a rural women's education and training center to teach classes related to clothing production. In addition to learning technical skills, the participants learned about business and marketing techniques to empower them to set up small income-generating activities. The class setting also provided the women a safe space in which to network with each other and develop teamwork skills. At the end of the project, the women from the class participated in two local artisan expositions, which spurred greater diversification of the women's activities into clothing alteration and custom orders. The \$2,332 in grant funds were used to purchase sewing materials and related training materials. The community contributions totaled \$1,088, and included labor, some basic equipment, and the training venue.

With the support of SPA funding, a group of Volunteers in **Eastern Caribbean**²⁴ implemented a multi-phase youth empowerment and development project for 37 youth. Preceding a youth summit, one group of youth was trained in leadership skills and another group received technical culinary training. Both groups, as well as additional youth, were brought together for a Youth Summit, which included topics of community development issues and project management skills. Participants in the culinary training used their new skills to prepare all of the food for the summit. By the end of the summit, the participants had created an action plan for a service-learning project in each of the represented communities. Within a month of the summit, all of the service projects were completed and several participants were planning additional projects. The \$4,735 in grant funds provided training equipment, specialized labor, speaker travel, speaker fees, and food for the summit. The \$3,070 in community contributions included unspecialized labor, participant travel, one of the training venues, and some basic training materials.



²³ SP-15-378-003

²⁴ SP-15-538-003

Although Volunteers serving in **Peace Corps/Jordan**²⁵ were evacuated in March 2015, Peace Corps/Jordan staff continued to successfully work directly with local Youth Counterparts to build the employability skills of local youth through regional Youth Counterpart Service Learning Workshops. Using \$3,573 in SPA funds, three workshops were implemented across three Jordanian regions, Ajloun, Karak, and the Northern Valley regions. Each workshop was facilitated by Peace Corps Jordan staff, covering different activities in the Service Learning Workbook. With the assistance of SPA funds, this workbook was designed by the Peace Corps Jordan Programming and Training team as a guide for Youth Counterparts to organize a youth community activities by following the easy steps of service learning outlined in the workbook. The Service Learning Workbook was written in English and translated into Arabic; each section is designed with activities or tasks and then a section for reflection. Some reflection activities are individually-focused, and some are to be done as a group and then discussed or shared with each other. After each activity or task, youth groups are encouraged to post their accomplishments on the Peace Corps regional Facebook page, such as a photo, reflection, short video or quote. Through this activity, approximately 80 Jordanian youth have increased capacity in interviewing and interpersonal communication, and are now empowered to identify basic community needs in order to plan and implement youth-directed activities in their communities.

Objective: Economic Growth

Program Area: Environment

Program Element: Natural Resources and Biodiversity, 4.8.1

Number of Activities: 10 grants, 3 training activities

Countries: Ecuador, Mexico, Morocco, Philippines, Peru, Tanzania

The SPA program funded 10 small grant projects and three training activities in FY 2015 under the Natural Resources and Biodiversity Program Element; these activities took place in Asia, Africa, Latin America, and the Middle East. Activities in this Program Element focused on training local community Counterparts and communities on natural resource management techniques and the benefits of biodiversity conservation. Projects included environmental education camps, establishing tree nurseries, and training community stakeholders on rehabilitation of coastal resources.

Vignettes

In **Peru**²⁶, a Volunteer is using a SPA grant to bring together several stakeholders related to the conservation of two endangered and endemic frog species. While still in the implementation phase, the project has already facilitated the formalization of several partnerships critical to the frogs' conservation. The project is leveraging knowledge and other resources from a local university and the Peruvian Amphibian Specialist Group to build the capacity of staff at the Lake Junín National Reserve to conduct research and analyze the data. The partners are simultaneously undertaking scientific research on the frogs and conducting outreach events within three local communities. The outreach events are meant to raise awareness and motivate local community members to join in volunteering for the research activities. The research will inform the creation of a comprehensive conservation and management plan tailored to local ecological conditions. The Denver Zoo is also involved in the project; they are donating \$1,489 to the project in the form of specialized equipment, donated specialized labor, and testing samples for emerging infectious diseases for the frogs. The local community contribution of \$9,638 includes local transportation around the park, as well as some of the park's technical equipment. The \$9,721 in SPA funds are being used to purchase additional specialized equipment for the local park,

²⁵ TAD-15-440-683

²⁶ SP-15-527-012

including nets and a camera, as well as the food and transportation to the outreach workshops with the local community members.



Peace Corps/Philippines²⁷ used SPA funding to conduct two Coral Gardening trainings. An expert team from the University of San Carlos trained 44 local community Counterparts and 42 Volunteers on coral gardening concepts and cost-effective methodologies. After being trained on how to attach coral fragments to artificial beds, the second day of training featured hands on activities of “collecting [coral] fragments, attaching them to coral beds, and leaving them in selected areas where the environment is suitable for restoration.” The training concluded with Volunteer and local community Counterparts identifying activities to replicate in local communities, including setting up and monitoring local demonstration sites in conjunction with local governments. The two trainings used a total of \$50,909 in SPA funding.



Program Element: Clean Productive Environment, 4.8.2

Number of Activities: 48 grants, 20 training activities

Countries: Cambodia, Fiji, Guatemala, Jamaica, Mexico, Peru, Philippines, Samoa, Tonga, Vanuatu

The SPA program funded 48 small grant projects and 20 training activities in FY 2015 under the Clean Productive Environment Program Element; these activities took place in Asia and Latin America. Activities in this Program Element focused on training and improving capacity to address climate change. Projects included camps, reforestation efforts, extension of safe waste disposal techniques, environmental day recognition, and development of disaster risk reduction plans and systems.

²⁷ TAD-15-492-574 and TAD-15-492-575

Vignette

With funding through a SPA grant, a Volunteer in the **Philippines**²⁸ conducted a three-day training of trainers on facilitating environmental camps. Ten high school students from school-based environmental clubs, as well as 15 teachers, from six schools learned about student capacity building and methods for early environmental education, with an emphasis on local ecosystems preservation. The last day of the training focused on realistic planning and facilitation practice. At the end of the training, the group painted an environmental education mural at the Education District's office. Within a month of the initial training, six school-based teams implemented summer camps for a total of 317 elementary school students. The \$692 in community contributions included basic training materials, a donated training venue, and donated labor for the school camps. The \$1,353 of SPA funding was used to purchase training equipment, paint supplies, and the food and water for the training of trainers and six school-based camps.



Objective: Humanitarian Assistance

Program Area: Disaster Readiness

Program Element: Capacity Building, Preparedness and Planning, 5.2.1

Number of Activities: 6 grants, 0 training activities

Countries: Micronesia

The SPA program funded six small grant projects in FY 2015 under the Capacity Building, Preparedness and Planning Program Element; these activities took place in Asia. Activities in this Program Element focused on training individuals in preparedness and preparing schools and communities with a disaster risk reduction plan. Projects included camps, infrastructure improvement, and technical trainings.

Vignette

In order to implement a community-initiated and sustained annual boys' camp in **Micronesia**²⁹, a Volunteer obtained funding through a SPA grant. Camp Boys to Men is a summer camp for boys entering high school and brought together boys from seven different islands. The camp agenda included learning preparation techniques and important topics to remember when responding to solar stills and typhoons. Teachers, local leaders, and Volunteers taught topics covering first aid, HIV/AIDS awareness, nutrition strategies in food insecure situations, hygiene techniques in water-scarce situations, suicide awareness, and healthy relationship building. Grant funds of \$3,734 were used to buy training supplies, food, and cooking labor. The local community contributed \$2,800 in labor, supplies, and the venue.

²⁸ SP-15-492-008

²⁹ SP-15-401-004

Objective: Cross Cutting

Program Area: Program Design and Learning

Program Element: Cross Cutting, 6.1.1

Number of Activities: 30 grants, 1 training activity

Countries: Colombia, Guinea, Kosovo, Kyrgyz Republic

The SPA program funded 30 small grant projects and one training activity in FY 2015 under the Cross Cutting Program Element; these activities took place in Asia, Africa, Europe and Eurasia, and Latin America. Activities in this Program Element focused on providing new services to community groups, youth and service providers. Projects included resource enhancements to schools and libraries, training of trainers, and efforts to promote diversification of municipal and community center programs.

The Cross Cutting element allows Peace Corps posts to support projects in a variety of Program Areas and Program Elements. Per agreement with the USAID/Colombia, Peace Corps/Colombia reported only on indicators for 3.3.2 Social Services for all activities funded under Program Element 6.1.1 Cross Cutting in FY 2015. Similarly, Peace Corps/Kyrgyz Republic has arranged to use reporting indicators from other Program Elements as well; however they exercised this option with limited frequency in FY 2015. All FY 2015 grants from Kyrgyz Republic reported on 6.1.1 Cross Cutting indicators, but the single training activity in FY 2015 reported on one 3.2.1 Basic Education indicator. Those indicators are reported below and have been removed from the aggregated indicators of 3.2.1 Basic Education.

Kyrgyz Republic Reported Indicators for 1 Training Activity 3.2.1 Basic Education Program Element Indicator							
Metric	Female(s) 14 and below	Female(s) 15-24	Female(s) 25 and above	Male(s) 14 and below	Male(s) 15-24	Male(s) 25 and above	Total
# of learners at the primary level receiving US government-supported training other than literacy interventions	0	1	39	0	0	11	51

Vignette

With SPA funding, a Volunteer in **Kosovo**³⁰ enhanced the technological resources and capacities of a school. The school building includes a large conference area that was used primarily used for teaching English and other foreign languages to 1,200 students. The space also regularly hosts guest presentations, and community activities. The project purchased and installed audiovisual equipment in the space to increase the functionality of the room. Teachers and the school director were provided hands-on training on the equipment; the teachers also received support in modifying and identifying curriculum and teaching methods to utilize the new equipment. The \$734 in grant funds were primarily used to purchase and transport the sound equipment. The community contribution of \$313 included a projector and projector screen, as well as labor for installing the audio equipment.



³⁰ SP-15-216-002

Regional Peace Corps Initiatives

In FY 2015, regional initiatives continued to help meet USAID and Peace Corps goals and objectives with a strong focus on malaria prevention and finalizing regional funding in Africa.

Stomping Out Malaria

In FY 2015, USAID continued to support the Peace Corps' Stomping out Malaria in Africa initiative. As agreed in FY 2012, SPA funding may cover Volunteer housing, travel, training, materials, supplies and equipment in support of malaria prevention duties with SPA Program Element 3.1.3 Malaria funds. However, these program funds may not fund core Volunteer allowances, medical expenses, and readjustment allowance. This fiscal year, twelve countries (Benin, Ghana, Guinea, Liberia, Madagascar, Malawi, Mozambique, Rwanda, Senegal, Tanzania, Uganda, and Zambia) had access to 3.1.3 Malaria funds. USAID funded a total of \$185,773.64 towards program support (\$48,968), training activities (\$30,923), and small grants (\$105,882.64). Additionally, communities and third parties contributed a combined amount of \$51,228.32 to support small grants projects. This brings the combined total of USAID, third party, and community support to \$237,224.09 towards Stomping out Malaria in Africa.



Screenshot from the PECADOM+ mobile app that prompts the user to choose their health post

Throughout the year, many posts facilitated important and far-reaching work towards ending Malaria in communities where Volunteers serve. One such project took place in the Kedougou region of Senegal, where a Volunteer worked with her community to design a mobile phone application for Community Health workers (CHWs) in the PECADOM (Prise en charge à domicile) active case detection program.

The region of Kedougou in southeastern Senegal has the highest rates of malaria in the country with an incidence rate of 255.5 per 1,000 people in 2014. This is more than four times the rate of the next highest region, Kolda (70.3 per 1,000 people) and more than thirteen times the national average (18.9 per 1,000 people).

To address this issue, the Volunteer and her community partners designed a mobile phone application for CHWs in the PECADOM active case detection program. The goals of the project were to improve the quality of care provided by CHWs for the treatment of malaria, diarrhea and pneumonia, and to improve data collection in order to better inform decision making. The app guides CHWs throughout the patient interaction to follow the correct treatment

algorithm and prompts them to ask important questions, look for danger signs and educate patients in key moments. It incorporates audio clips in local language and pictures for volunteer village malaria workers with low levels of literacy. Furthermore, it gathers the data in a structured format, which avoids errors and sends the data immediately and automatically to a data server where it can be accessed in tables and graphs pre-formatted to facilitate comprehension and analysis by program administrators.

After being awarded \$1,709.39 in SPA funding, the Volunteer trained seven CHWs along with community supervisors and district administrators on program strategy and use of the application. The CHWs deployed the application in two phases - a passive case detection phase and an active case detection phase. The health workers also attended "triage days" at the district hospital, where they

employed the application at the hospital to practice treating patients. After the completion of each phase, all program actors were asked to attend a coordination meeting and participate in a discussion about their experience using the application and how it could be improved.

Results of the project demonstrated reduced frequency in treatment errors, reduced frequency in data errors, quicker receipt of data, more complete data, and a general liking of the application among CHWs. These positive results prompted a second pilot to scale-up the application to 5 health posts (19 total CHWs) during the 2015 PECADOM season.



Volunteer introduces the mobile application to health care workers in her region



Volunteer helps a health care worker navigate the PECADOM + mobile interface

West Africa Regional Funds

In FY 2015, the Peace Corps worked toward using the remaining USAID WASH funding contributed by the USAID West Africa Mission. Of the \$250,000 negotiated funds for 3.1.8 Health Water Supply and Sanitation, a total of \$19,411.26 remains across seven Peace Corps posts that participated in this initiative. Of the countries listed below, Peace Corps programs in Guinea and Sierra Leone were suspended in July 2014 due to the outbreak of Ebola in West Africa. This resulted in the cancellation of several activities that had been planned with these remaining funds. Unfortunately, these posts did not reopen in FY 2015, and their funds remain unspent.

Post	Program Element	Amount Remaining
Benin	3.1.8 Health Water and Sanitation	\$ 690.75
Burkina Faso	3.1.8 Health Water and Sanitation	\$ 1,543.21
Cameroon	3.1.8 Health Water and Sanitation	\$ 57.83
Guinea	3.1.8 Health Water and Sanitation	\$ 7,910.03
Sierra Leone	3.1.8 Health Water and Sanitation	\$ 8,344.32
The Gambia	3.1.8 Health Water and Sanitation	\$ 92.98
Togo	3.1.8 Health Water and Sanitation	\$ 772.14
Total Remaining		\$ 19,411.26

Of the \$100,000 in funds negotiated for 3.1.1 Health/HIV/AIDs, a total of \$3,690.06 remains across the three posts that received funds through this initiative under this Program Element. Volunteers in each of the countries listed below submitted projects, which almost depleted the funding.

Post	Program Element	Amount Remaining
Benin	3.1.1 HIV/AIDS	\$ 1,225.01
Burkina Faso	3.1.1 HIV/AIDS	\$ 1,170.57
Togo	3.1.1 HIV/AIDS	\$ 1,294.48
Total Remaining		\$ 3,690.06

For both the 3.1.8 Health Water and Sanitation and 3.1.1 HIV/AIDS Program Elements, Peace Corps will not upload the remaining funds to posts in FY 2016. This will conclude the use of these funds for the SPA IV agreement. Once all obligations have been fulfilled, any remaining funds may be de-obligated.

Program Activities

In FY 2015, the SPA program engaged in several activities to increase the effectiveness and the efficiency of the program. Most of these activities are embedded in or extensions of the activities of the Peace Corps Small Grant Program.

Peace Corps Small Grants Program

The SPA program is one of several grant-making programs at Peace Corps. All of these different programs are under the umbrella of the Peace Corps Small Grants Program. In FY 2015, there were adjustments in the participating grant programs. One program Energy Climate Partnership of the Americas (ECPA) was closed, while another program (Let Girls Learn) was initiated. While not all of these programs are available at each post, together they represent the full scope of small grant funding available to Volunteers' communities. Below is a list of the grant programs, preceded by their respective funding source:

- USAID/ USAID/Small Project Assistance (SPA)
- USAID/Food Security (FTF)
- USAID/Global Education Framework (GEF)
- OGAC-PEPFAR/Volunteer Activities Support and Training (VAST)
- Private Sector Donations/ Peace Corps Partnership Program (PCPP)
- Private Sector Donations/Let Girls Learn (LGL)
- DoS/Energy Climate Partnership of the Americas (ECPA)

The SPA program is highly integrated into the Peace Corps Small Grants Program. Representatives of these grant programs, as well as representatives from the PCGO management team, regularly meet to ensure standardized tools, strategic development of resources, and a unified approach to small grants. The intended result is a more streamlined approach that reduces the burden on posts to manage multiple grant programs, and increases the overall effectiveness of Volunteers' grant projects.

Peace Corps Grants Online (PCGO)

As referred to throughout the report, PCGO is the Web-based grant management system utilized by all of the grant programs within the Peace Corps Small Grants Program. The system was fully rolled out to posts in FY 2014, and a full description of the system was detailed in the FY 2014 SPA Annual Report. Real-time, simultaneous access to grants is possible for Volunteers, post staff (typically two to three staff members/post), and Peace Corps/Washington staff. Thus, throughout the lifecycle of a grant, multiple stakeholders can inform and ensure sound project design, project implementation, and complete project information.

In addition to the standard benefits of the system, PCGO offers some unique benefits to the SPA program. With system controls more comprehensively put in place in FY 2015, Volunteers and Small Grants Coordinators are only able to see the Program Elements applicable to their post. Small Grants Coordinators continue to confirm that Volunteers select the appropriate Program Element for their specific project; however, this automation reduces the chances of user error. Additionally, once a Program Element is selected, the standard indicators for the respective Program Element are displayed; this automation helps ensure that all SPA grant projects report on at least one of the required indicators. The system also allows for a relatively easy and streamlined update of SPA indicators by Peace Corps/Washington staff. PCGO also provides additional functionality to track grants that are overdue for project status changes and completion information; this information informs monthly SPA communications with posts.

The SPA program envisions PCGO enhancements contributing significantly to the SPA program. As such, the SPA program strongly participates in advocating within the agency for additional funding for PCGO updates. In Quarter 4 of FY 2015, one such update was implemented that will significantly transform the program going forward. Previously, forms for TADs and PSDs were in the PCGO system, but were not fully functional. As a result, reporting activities for these uses of funds remained in the former, less advanced system. In conjunction with the PCGO management team, the Peace Corps/Washington SPA staff developed a comprehensive list of needed changes, worked with the contractor to ensure the modifications were made, and fully tested all of the alterations. As a result, by the end of FY 2015, Peace Corps/Washington SPA staff entered all of the remaining information for each TAD into PCGO so that this report could fully utilize all of the data compilation capabilities of PCGO. In FY 2016, this functionality will be tested by self-selecting Small Grants Coordinators before it is fully deployed to all SPA posts. This is expected to significantly reduce the reporting burden on posts and enable much smoother post and Peace Corps/Washington collaboration on these activities.

Small Grants Coordinators Regional Training Workshop- Africa (AFR) Region

When funding is available, the Peace Corps provides training for all Small Grants Coordinators annually. In the FY 2014 SPA Annual Report, the Peace Corps included a section on the 4-day Peace Corps Inter-Americas and Pacific Region (IAP) Workshop that took place from December 9 to 12, 2014 in Washington DC. This workshop was implemented in place of the Africa Region (AFR) Small Grants Coordinators Workshop, which was originally planned for 2014 but ultimately postponed due to the Ebola outbreak. Therefore in FY 2015, it was a priority for the Peace Corps/Washington SPA staff to implement a training workshop for all AFR Small Grants Coordinators.



From August 18 to 22, the Peace Corps facilitated a five-day workshop for 32 participants in The Gambia. For the second year, this workshop convened representatives from all AFR countries, including participants from countries that have SPA funding and those that do not. The attending participants who were not supported by SPA funding were funded by United States President's Emergency Plan for AIDS Relief (PEPFAR) funding and Feed the Future (FTF).



The workshop was planned and facilitated by Peace Corps/Washington SPA staff, representatives from other grant programs within the Peace Corps Small Grants Program, AFR Region staff, and a Monitoring and Evaluation expert from Peace Corps' OPATS office.

To prepare the agenda and sessions for the workshop, the facilitators reviewed evaluations from the previous workshop. This pinpointed sessions that were

strong and highly scored, sessions that required updates and re-working, and subject areas that needed more time and expertise. This review resulted in adding a full day to the conference schedule, increasing

the number of PCGO and Monitoring & Evaluation sessions, and building in time for one-on-one meetings between facilitators and workshop participants. In addition to this, the facilitators collected a Needs Assessment prior to the workshop to ensure that the agenda met participant needs. The majority of topics presented were relevant to all small grants programs, with SPA-specific sessions held for coordinators from countries that receive SPA funding.

The goals and objectives of the workshop were to provide technical, programmatic and administrative training to AFR Region Small Grants Coordinators in order to:

- Build post staff capacity to effectively manage small grants programs
- Share small grants program management best practices and foster a peer support network
- Provide examples and support for using PCGO
- Train coordinators on techniques and opportunities for improved monitoring, reporting and evaluation of grants
- Clarify the details of the SPA IV agreement to help with implementation at the post level
- Offer concurrent non-SPA sessions for PCPP and VAST
- Equip coordinators with the resources to train Volunteers and local community Counterparts on small grants



Each participant filled out daily evaluations throughout the training, which were reviewed by facilitators each evening to allow for an ongoing learning process. When possible, facilitators responded to daily evaluations in subsequent workshop days by leaving more time for discussion and questions, going over questions at the end of each day, and starting every day with a short review. These evaluations were also reviewed with all scores and comments noted. This review of the daily evaluations indicates that the Workshop was well received and considered useful.



The highest ranked³¹ sessions were: (1) *Policies and Procedures Jeopardy* (Average 4.79), which highlighted updated small grants policies and guidance; (2) *MRE II: Project Design and Logic Models* (Average 4.7), which covered logic models for project planning and included hands-on practice in the context of Peace Corps Small Grants; (3) *Report Out and Conference Close Out* (Average 4.59), which sought to tie up any loose ends in programmatic or administrative

understanding; (4) *Welcome and Logistics* (Average 4.53), which introduced each participant and reviewed workshop objectives, and (5) *Small Grants Assessment Part II* (Average 4.5), which helped Small Grants Coordinators learn practical skills for assessing grants and giving feedback to communities and Volunteers.

³¹ Rankings based on a scale of 1 to 5. 1= least effective/ 5=most effective. A complete list of session rankings can be found in Appendix 5.

The session that was identified by 90 percent of participants as the most useful was the *Policies and Procedures Jeopardy* session, which introduced and reviewed the program's policies and procedures using a game setting. This session consistently receives high evaluations scores and perfectly combines a fun atmosphere with in-depth learning. The *Peace Corps' Small Grants Program & Approach to Development* session was identified as the least useful session though it did receive high marks (averaging 4.0 with 96 percent response rate). The general comments surrounding this session implied that there was not enough time allocated to cover the topics introduced and indicated that the session information was important and necessary. This session can be improved in the future by extending the session time limit to allow for discussion and feedback.



Throughout the five-day workshop each participant presented his or her post's Small Grant Program processes (best practices), challenges and project examples to their fellow colleagues, Peace Corps/Washington staff and USAID/Washington staff. As with the year before, these presentations were extremely well received and resulted in follow-up conversations and questions for the post presenters.

Lastly, an exciting outcome of the workshop has been workshop participants requesting information from each other or tapping the full workshop group for feedback. Creating and facilitating this type of network between Small Grants Coordinators has lasting positive impacts for small grants and SPA-funded activities across the Africa Region.

Key Outcomes:

- 32 Participants Trained
- 25 Countries Represented³²: Benin, Botswana, Burkina Faso, Cameroon, Ethiopia, Ghana, Guinea, Gambia, Kenya, Lesotho, Liberia, Madagascar, Malawi, Mali, Mozambique, Namibia, Rwanda, Senegal, Sierra Leone, South Africa, Swaziland, Tanzania, Togo, Uganda, Zambia
- Interactive training sessions on PCGO system with take home exercises for self-paced learning
- Post presentations to share best-practices, challenges and project examples
- Peace Corps/Washington staff and USAID/Washington staff participation in planning and implementation
- Networking opportunity with fellow coordinators and Peace Corps/Washington staff
- Monitoring, Reporting and Evaluation sessions conducted by MRE expert
- Trainings on funding available to Volunteers and posts without SPA funding



³² Non-SPA posts in FY 2015 that participated in the workshop: Botswana, Lesotho, Namibia, and Swaziland.

Site Visits to SPA Posts and Project Sites



In FY 2015, it was possible for Peace Corps/Washington SPA staff to undertake several site visits and provide in-country training and feedback to posts. Preceding the Africa Small Grants Coordinators Workshop, a Peace Corps/Washington SPA staff member—accompanied by the Associate Director for Peace Corps' Office of Strategic Partnerships (the broader office that houses the SPA program) and a staff member the PCPP grant program—visited Senegal for one week. Senegal was chosen for the visit, because it has the greatest

number of Volunteers working in a variety of sectors, leverages three of the strongest PC partnerships (SPA, FTF, and Grassroot Soccer), and implements the most small grants projects of all Peace Corps countries. During this time, the staff met with a number of Peace Corps/Senegal staff and discussed how the small grants process works at the post level. They also visited a number of project sites funded by SPA, PCPP, and FTF. The team also facilitated a Volunteer focus group to determine areas of strength and areas for improvement for Peace Corps Small Grants.

Following the workshop, one Peace Corps/Washington SPA staff member and the lead PCGO staff member visited Uganda and Tanzania. During the five-day trip to Uganda, the team visited one SPA grant-funded project and one PCPP project. During this time, the team co-facilitated a small grants introductory session for Volunteers in collaboration with the Peace Corps/Uganda Small Grants Coordinator, and contributed to a Small Grants Review Committee meeting with Volunteers and Peace Corps/Tanzania staff participation. This was a unique and highly productive opportunity to provide supplemental training to Peace Corps/Tanzania staff and Volunteers on small grants policies, SPA-specific guidelines, PCGO capabilities and the opportunities to support additional activities with SPA funds.



Following the visit to Uganda, the same team visited Tanzania for one week, visiting a number of grant project sites across the country with support from Peace Corps/ Tanzania's Director of Programming and Training and Small Grants Coordinator. Projects included several completed and active grant activities, including those funded by SPA, PCPP, VAST and FTF. During this visit, the team gave an overview of the small grants program to Peace Corps/Uganda staff, discussed several improvements to the grants process at the post level, and provided customized PCGO training for Peace Corps/Uganda staff. Peace Corps/Washington staff also facilitated several Volunteer focus groups in different regions of the country to determine areas of strength and improvement for Peace Corps Small Grants and PCGO.



In late FY 2015, Peace Corps/Mexico hosted a Peace Corps/Washington SPA staff member to provide intensive one-on-one training for the new Small Grants Coordinator on SPA, PCGO and Peace Corps Small Grants policy, as well as supplemental SPA administrative training to other Peace Corps/Mexico staff. The Peace Corps/Washington SPA staff member and Peace Corps/Mexico Small Grants Coordinator visited two SPA-funded and two PCPP-funded grant project sites, meeting with several local participating organizations, government officials, community Counterparts, and grant participants. Peace Corps/Washington SPA and Peace Corps/Mexico staff also interviewed current Volunteers who had previous experience implementing SPA projects. With

support from the Small Grants Coordinator, the Peace Corps/Washington SPA staff member facilitated several focus groups and Q&A sessions with Volunteers, also hosting an in-depth conversation with Peace Corps/Mexico staff on partnership engagement and overall support and implementation of the Small Grants Program at both the Peace Corps/Washington and post level. This was an extremely productive and rewarding experience for both Peace Corps/Mexico and Peace Corps/Washington staff, not only to provide a highly effective opportunity to train staff and Volunteers, but to also engage with USAID representatives at the Mission level through the mechanism of the Small Grants Review Committee.

OIG Audits and Evaluations

The independent Peace Corps Office of the Inspector General (OIG) works to prevent fraud, waste, abuse, and mismanagement at Peace Corps. Through audits and program evaluations, the OIG identifies areas to improve effectiveness and efficiency of the Peace Corps Agency's operations. Audits are primarily focused on financial integrity, while program evaluations often have a broader review of Peace Corps operations. In FY 2015, the OIG conducted audits in four Peace Corps posts with SPA programming and OIG program evaluations occurred in four different countries with SPA programming. Short summaries of each of the findings that relate to small grants and external funds are below. FY 2015 was also significant in that the Peace Corps Small Grants program successfully finished the close out of 15 OIG recommendations from the 2013 audit; additional details are below. All OIG reports can be found on the Peace Corps' public website at: <http://www.peacecorps.gov/about/inspgen/reports/>.

Program Audits

In **Guyana**, the OIG Audit Report³³ found that multiple staff members were involved in the collection of unspent grant funds. While there were no instances of fraud detected, the OIG recommended that Peace Corps/Guyana reduce risks by having only the cashier collect unspent grant funds.

In **Nepal**, the OIG Audit Report³⁴ did not have any concerns in relation to SPA funds. They did find that, in relation to another inter-agency agreement with USAID (Feed the Future), open obligations related to a training activity were not removed in a timely manner. This limited the ability of the post to efficiently use these funds before they expire and to effectively use agency funds. The OIG recommended Peace Corps/Nepal work with Peace Corps/Washington to complete a quarterly review of open obligations.

³³ Peace Corps OIG, *Guyana Final Audit Report*, http://files.peacecorps.gov/multimedia/pdf/policies/Final_Audit_Report_Guyana-2015.pdf

³⁴ Peace Corps OIG, *Nepal Final Audit Report*, http://files.peacecorps.gov/multimedia/pdf/policies/PCIG_Nepal_Final_Audit.pdf

In **Madagascar**, the OIG Audit Report³⁵ found that “post did not adequately track and monitor grant projects.” Specifically, “post did not obtain completion reports or received repayment of unused balance for three Volunteer grant projects”. The unspent grant funds totaled \$2,700. The OIG recommended that Peace Corps/Madagascar “develop a reconciliation process with respective Peace Corps/Washington offices to close and account for the \$2,700.” Additionally, multiple Peace Corps/Madagascar staff members were involved in the collection of unspent grant funds. While no “improper actions” were identified, the OIG recommended that only the cashier be allowed to collect unspent grant funds to reduce risks.

In **Vanuatu**, the OIG Audit Report³⁶ found in some instances that bills of collection were not properly voided or timely issued. This specific situation did not involve SPA funding or unspent grant funds. The OIG also found that in some instances staff had higher levels of access to the Peace Corps/Vanuatu’s financial web-based system than they should, though no instances of fraud were noted. The web-based system “includes applications to process Volunteer allowances...and to process other financial transactions”; the system can be used to send SPA grant funding to Volunteers. The OIG made recommendations on improving processes related to bills of collection and re-instituting separation of duty controls in the web-based financial system.

The Peace Corps posts and Peace Corps/Washington concurred with all of the OIG findings related to small grants. Corrective actions have either already been implemented or are in the process of resolution.

Program Evaluations

In **Benin**, the OIG conducted a programmatic evaluation³⁷ which determined that the SPA grant program was running well. However, some Volunteers expressed frustration with PCGO due to internet accessibility. OIG noted that PCGO does have a workaround solution, but, like other technology, PCGO’s offline workaround remained a challenge for Volunteers in very remote sites.

In **Guatemala**, the OIG conducted a programmatic evaluation³⁸ that found no issues with the Small Grants Program in general or with the SPA grant program in particular.

In **Nepal**, the OIG conducted a programmatic evaluation³⁹ which determined that the grants process was “well-managed” and in “alignment with [Peace Corps/Nepal’s] project goals.”

In **Sierra Leone**, the OIG conducted a programmatic evaluation⁴⁰ and determined that alternatives were needed for web-based applications, including the small grants application portal. Poor Internet connectivity, electricity outages, and country restrictions on accessible browsers made the grants

³⁵ Peace Corps OIG, *Madagascar Final Audit Report*, http://files.peacecorps.gov/multimedia/pdf/policies/Madagascar_Final_Audit.pdf

³⁶ Peace Corps OIG, *Vanuatu Final Audit Report*, http://files.peacecorps.gov/multimedia/pdf/policies/Vanuatu_Audit_Report_Final.pdf

³⁷ Peace Corps OIG, *Benin Final Evaluation Report*, http://files.peacecorps.gov/multimedia/pdf/policies/PC-Benin-Final-Eval_Sep-3-2015.pdf

³⁸ Peace Corps OIG, *Guatemala Final Evaluation Report*, http://files.peacecorps.gov/multimedia/pdf/policies/Guatemala_Final_Evaluation_Report.pdf

³⁹ Peace Corps OIG, *Nepal Final Evaluation Report*, http://files.peacecorps.gov/multimedia/pdf/policies/Nepal_Final_Report.pdf

⁴⁰ Peace Corps OIG, *Sierra Leone Final Evaluation Report*, http://files.peacecorps.gov/multimedia/pdf/policies/PCIG_Sierra_Leone_Final_Evaluation.pdf

application process difficult for Volunteers and complicated staff's ability "to access recent rollouts of online systems." Some exceptions were made so that Volunteers' grant applications could be accepted offline. "Small grant project oversight" was one area that was "impacted by insufficient staff attention" caused by high staff turnover.

Full Close of 2013 OIG Audit Recommendations for Peace Corps' Management of Grants

In 2013, the OIG conducted an audit⁴¹ of Peace Corps' grants and management system. The review covered three Peace Corps grant programs, including the SPA grant program. A total of 15 recommendations were made by the OIG and Peace Corps Management concurred with all of the recommendations. Corrective action and review for three of these recommendations resulted in them being closed within a month of transmittal of the recommendations. The remaining recommendations were implemented to create a comprehensive Small Grants Program that streamlined policies and procedures across all of the Peace Corps grant programs—including six different programs in FY 2015—and a more standardized application process through a shared web-based database, PCGO. The management of SPA programs at posts and at Peace Corps/Washington have all been strengthened through several of the corrective actions. In September, 2015, it was confirmed that all remaining recommendations from the audit were officially closed.

⁴¹ Peace Corps OIG, *Peace Corps' Management of Grants for Volunteer Projects*, http://files.peacecorps.gov/multimedia/pdf/policies/PCIG_Final_Report_on_the_Review_of_PC_Management_of_Grants.pdf

Program Challenges

While major advancements have been made in the SPA program, staff involved with the SPA program (both at Peace Corps/Washington and at posts) still encounter some challenges to smooth program implementation. Several of these challenges, outlined below, are inherent to the program and the operating environment. Measures to mitigate these impacts are either planned or being implemented.

Timely Funding

A recurring challenge for the SPA program is the timely approval process for modifications to the SPA agreement and uploads to posts. In FY 2015, new money in the 6th modification to the SPA IV Agreement was not approved until the end of the second quarter of FY 2015. This is a particular challenge for posts that have limited carryover funding or are newly entering the SPA program in this modification. While the major time-consuming steps of this process are largely beyond the control of both Peace Corps and USAID, Peace Corps/Washington SPA program staff are taking steps to reduce the stress of this process. Communications to posts during negotiations emphasize a historically-based timeline for the upload of funds. SPA program staff advise post staff on effectively managing carryover funds in the event of a lengthy approval process for new funds. However, in some cases USAID Missions do not look favorably on posts with carryover funds from one year to the next. In most cases, however, carryover funding is the only means through which posts have access to SPA funding between the end of the fiscal year and the arrival of new funds late in the second quarter of the next fiscal year.

In FY 2015, USAID and Peace Corps took steps to improve this challenge by introducing two funding dates within the year, one in May and one in October, in early FY 2016. Although, the May funding deadline allowed some posts to receive funds earlier in FY 2016, many Missions were unable to plan or authorize funds at that time due to funds availability or lack of awareness about the new, earlier deadline. This may be mitigated through additional guidance to both posts and Missions early in Quarter 2 of FY 2016.

Staff Transitions

Staff transitions continue to impact the SPA program. In FY 2015, there were minimal staff gaps on the Peace Corps/Washington SPA staff. However, given the intricacy of the SPA program, the onboarding process is quite extended, delaying the full benefits of additional staff capacity. This transition of staff also extends to posts. Small Grants Coordinators are typically managing multiple job responsibilities—in addition to several different grant programs that have specific requirements—which compounds the challenge of full acquisition of SPA-specific information. Thus, transitions of Small Grants Coordinators at post often significantly impact the SPA program's field implementation. During the interim period between Small Grants Coordinators, the position is often backstopped by other staff managing other job responsibilities as well. In FY 2015, 17 posts with SPA programming either had staff transitions in the Small Grants Coordinator positions or the Small Grants Coordinator position remained backstopped by other post staff. Peace Corps/Washington SPA staff are involved in helping onboard new Small Grants Coordinators with training materials, an onboarding call, and ongoing support. Peace Corps/Washington SPA staff also support those backstopping the Small Grants Coordinator position during the interim.

Discrepancies in SPA Accounting

In FY 2015, discrepancies arising from the financial systems of USAID and Peace Corps became a larger issue. Negotiations for new funds between several USAID Missions and Peace Corps posts were impacted by different perceptions on the amounts of carryover funding remaining in particular Program Elements. All SPA billing is transmitted from Peace Corps/Washington to USAID/Washington on a quarterly basis. Both Peace Corps/Washington and USAID/Washington are aware of the critical

importance of the agencies working together to fully identify all of the discrepancies, resolve the accounting differences, and re-confirm a standard billing process to prevent future issues.

Data Quality Improvements

As discussed in the data collection section, data collection and quality remains a challenge for the SPA program. With increased familiarity in the use of PCGO for grant data collection and storage, this challenge has been significantly reduced from previous years. Peace Corps/Washington SPA staff is aware of remaining gaps in tools and resources at posts for small grants implementation and reporting. The SPA program remains committed to developing and deploying these resources to the field.

SPA IV FY 2013-2017 Looking Forward

As FY 2015 represents the median point of the SPA IV Agreement, several activities are planned in the remaining years to continue to improve the SPA program and evaluate its implementation. These activities will prepare Peace Corps for the end of the SPA IV Agreement and open discussion for a continued partnership with USAID. Of particular note, in FY 2016, the SPA program intends to begin execution of the SPA IV Agreement Evaluation, as required by the SPA IV Agreement. Additional modifications to the SPA IV agreement are already planned in FY 2016. Continued fiscal support will be provided to posts to facilitate the spending of posts' oldest funds by Program Element. This emphasis should help posts assess and plan for negotiation of new funds for the remaining years of the Agreement.

Additional enhancements to PCGO will facilitate greater efficiency in tracking activities and accessing data. Beginning in FY 2016, Small Grants Coordinators at posts will have the ability to directly enter SPA TADs and PSDs into PCGO. This is expected to significantly decrease the reporting burden on posts for TADs. Data quality is also expected to improve with this enhancement. In FY 2016, PCGO is also scheduled to have an update for a more comprehensive offline solution for Volunteers to write and submit grant applications.

Training is also critical to enhancing the management of SPA funds. The Peace Corps/Washington SPA staff is planning several virtual training activities and will continue to be involved in the on-boarding of any new Small Grants Coordinators at posts with SPA funding. A workshop for the Small Grants Coordinators from Peace Corps' EMA (Europe, Middle East, and Asia) Region should be planned in FY 2016, as the Small Grants Coordinators from Peace Corps' other two regions attended workshops in the last two years. Numerous Small Grants Coordinators in the EMA Region are new to their positions within the last six months of FY 2015, so the workshop will have added value for these posts. Because Peace Corps adjusted its budget planning process for FY 2016, confirmation of Peace Corps' funds for the EMA training is still pending at the time of this report's submission.

FY 2016 highlights will also include:

- New SPA programs in Indonesia, Timor-Leste, and Mali
- SPA IV Modification 8 Approval
- Peace Corps/Philippines in-country Evaluation
- SPA IV Global Evaluation Commencement

Appendices

APPENDIX 1: PEACE CORPS COUNTRIES PARTICIPATING IN THE SPA PROGRAM (USAID BUREAU)

APPENDIX 2: SPA PROGRAM ELEMENT INDICATORS

APPENDIX 3: SPA FY 2015 FINANCIAL REPORT

APPENDIX 4: AFR SMALL GRANTS COORDINATORS WORKSHOP 2015

APPENDIX 5: AFR SMALL GRANTS COORDINATORS WORKSHOP 2015 SESSION RANKINGS

Appendix 1: Peace Corps Countries Participating in the SPA Program (USAID Bureau)

Africa Bureau	Latin America Bureau	Asia Bureau	Middle East Bureau	Europe and Eurasia Bureau
Benin Ethiopia Ghana Guinea Liberia Madagascar Malawi Mozambique Rwanda Senegal Sierra Leone South Africa Tanzania The Gambia Togo Uganda Zambia	Colombia Dominican Republic Eastern Caribbean: -Antigua & Barbuda -Dominica -Grenada -St. Kitts & Nevis -St. Lucia -St. Vincent Ecuador El Salvador Guatemala Guyana Jamaica Mexico Nicaragua Peru	Cambodia Fiji Kyrgyz Republic Micronesia Mongolia Nepal Philippines Samoa Tonga Vanuatu	Jordan Morocco	Albania Armenia Azerbaijan Georgia Kosovo Macedonia Moldova Ukraine
17 Countries	16 Countries	10 Countries	2 Countries	8 Countries

Appendix 2: SPA Program Element Indicators

2.2.4, Anti-Corruption

Metric	Female(s) 14 and below	Female(s) 15-24	Female(s) 25 and above	Male(s) 14 and below	Male(s) 15-24	Male(s) 25 and above	Total
# of individuals trained/educated in civic education and leadership capacity	60	21	66	35	17	29	228
# of individuals who received US government-assisted training in management skills and/or fiscal management	0	1	8	0	0	1	10
# of community based organizations (CBOs) or governmental entities that received assistance to strengthen management skills and/or fiscal management	Civil Based Organizations						8
	5						
	Government Entities						
	3						

2.4.1, Civic Participation

Metric	Female(s) 14 and below	Female(s) 15-24	Female(s) 25 and above	Male(s) 14 and below	Male(s) 15-24	Male(s) 25 and above	Total
# of people trained/educated in organizational capacity and/or leadership	597	1467	1412	567	1036	768	5847
# of people who have completed USG-assisted civic education programs	511	721	622	484	533	223	3094
# of civil society organizations using US government assistance to improve internal organizational capacity	Civil Society Organizations						328
	320						
	Organizations						
	8						

3.1.1, HIV/AIDS

Metric	Female(s) 14 and below	Female(s) 15-24	Female(s) 25 and above	Male(s) 14 and below	Male(s) 15-24	Male(s) 25 and above	Total
# of health care workers who successfully completed an in-service training program for HIV/AIDS related service delivery	-	6	32	-	4	33	75
# of individuals reached through community outreach that promotes HIV/AIDS care and treatment	88	253	304	5	60	5	715
# of individuals reached through community outreach that promotes HIV/AIDS prevention	1209	10458	12416	1173	10381	12839	48476
# of individuals trained in HIV-related stigma and discrimination reduction	-	145	57	-	65	5	272
# of MARP (most at-risk population) reached with individual and/or small group level HIV preventive interventions that are based on evidence and/or meet the minimum standards required	Commercial Sex Workers						18037
	1000						
	Injecting Drug Users (IDU)						
	300						
	Men Who Have Sex With Men (MSM)						
	600						
	Other Vulnerable Populations						
	16137						
# of local organizations provided with technical assistance for HIV-related institutional capacity building	Organizations						34
	34						

3.1.3, Malaria

Metric	Female(s) 14 and below	Female(s) 15-24	Female(s) 25 and above	Male(s) 14 and below	Male(s) 15-24	Male(s) 25 and above	Total
# of community health workers trained in home based care	-	138	288	-	190	649	1265
# of community health workers trained in Intermittent Presumptive Treatment for pregnant women (IPTp)	-	34	142	-	14	146	336
# of community health workers trained in malaria prevention Behavior Change Communication (BCC) messaging skills	-	331	294	-	385	442	1452
# of community health workers trained in Rapid Diagnostic Test (RDT) use	-	92	257	-	121	406	876
# of people receiving malaria prevention Behavior Change Communication (BCC) messaging regarding early treatment	30658	36876	53967	25054	31362	47889	224806
# of people receiving malaria prevention Behavior Change Communication (BCC) messaging regarding Indoor Residual Spraying (IRS)	846	1408	1336	1627	2719	1407	9343
# of people receiving malaria prevention Behavior Change Communication (BCC) messaging regarding Intermittent Presumptive Treatment for pregnant women (IPTp)	25809	31402	47096	20312	25384	42366	192369
# of people receiving malaria prevention Behavior Change Communication (BCC) messaging regarding net usage	31611	37933	54047	25640	33222	48956	231409
# of Long Lasting Insecticide-Treated Nets (LLITNs) distributed	Nets						
	7099						7099

3.1.6, Maternal and Child Health

Metric	Female(s) 5 and below	Female(s) 6-14	Female(s) 14 and below	Female(s) 15-24	Female(s) 25 and above	Male(s) 5 and below	Male(s) 6-14	Male(s) 14 and below	Male(s) 15-24	Male(s) 25 and above	Total
# of children reached by US government-supported nutrition programs	1402	709	-	-	-	1225	684	-	-	-	4020
# of individuals trained in child health and nutrition through US government-supported health area programs	-	-	250	1023	810	-	-	0	320	276	2679
# of individuals trained in maternal or newborn health through USG supported programs	-	-	0	452	542	-	-	0	167	197	1358

3.1.7, Family Planning and Reproductive Health

Metric	Female(s) 14 and below	Female(s) 15-24	Female(s) 25 and above	Male(s) 14 and below	Male(s) 15-24	Male(s) 25 and above	Total
# of individuals that have seen or heard a specific USG-supported family planning/reproductive health message	412	894	1074	224	605	341	3550
# of US government-assisted community health workers (CHWs) trained to provide family planning (FP) information and/or services during the year	-	10	35	-	1	8	54

3.1.8, Water Supply and Sanitation

Metric	Female(s) 14 and below	Female(s) 15-24	Female(s) 25 and above	Male(s) 14 and below	Male(s) 15-24	Male(s) 25 and above	Total
# of people gaining access to an improved drinking water source	915	1008	383	840	731	460	4337
# of people gaining access to an improved sanitation facility	14748	6401	4783	14424	5856	4109	50321

3.1.9 Nutrition

Metric	Female(s) 5 and below	Female(s) 14 and below	Female(s) 15-24	Female(s) 25 and above	Male(s) 5 and below	Male(s) 14 and below	Male(s) 15-24	Male(s) 25 and above	Total
# of children under five reached by US government-supported nutrition programs	245	-	-	-	260	-		-	505
# of people trained in child health and nutrition through USG-supported health area programs	-	-	515	270	-	-	80	85	950
# of health facilities with improved capacity to manage acute under-nutrition	Facilities								
	2								

3.2.1 Basic Education

Metric	Female(s) 14 and below	Female(s) 15-24	Female(s) 25 and above	Male(s) 14 and below	Male(s) 15-24	Male(s) 25 and above	Total
# of education administrators and officials trained with US government support	-	87	372	-	30	381	870
# of learners at the primary level receiving US government-supported training other than literacy interventions	1406	1299	192	1261	1576	182	5916
# of learners enrolled in USG-supported secondary schools or equivalent non-school-based settings	472	4184	77	493	3140	54	8420
# of learners receiving literacy interventions at the primary level	1680	163	128	1785	161	102	4019
# of teachers/educators who received training with US government support	-	82	625	-	56	417	1180
# of classrooms built or repaired with US government assistance	Classrooms						
	28						
# of PTAs or similar school governance structures supported	Parents Teacher Associations (PTAs)						
	68						
# of schools using Information and Communication Technology due to US government support	Schools						
	59						
# of textbooks and other teaching and learning materials (TLM) provided with US government assistance	Textbooks						
	15268						

3.3.2 Social Services

Metric	Female(s) 14 and below	Female(s) 15-24	Female(s) 25 and above	Male(s) 14 and below	Male(s) 15-24	Male(s) 25 and above	Total
# of service providers trained who serve vulnerable persons	-	4	77	-	7	42	130
# of vulnerable individuals benefitting from US government-supported social services	395	100	26	96	128	18	763
# of US government assisted organizations and/or service delivery systems strengthened who serve vulnerable populations	Organizations						17
	17						
	Service Delivery Systems						
	0						

4.5.1 Agriculture Enabling Environment

Metric	Female(s) 14 and below	Female(s) 15-24	Female(s) 25 and above	Male(s) 14 and below	Male(s) 15-24	Male(s) 25 and above	Total
# of farmers (men and women) and others who have applied new technologies or management practices as a result of US government assistance	0	1	16	0	1	10	28
# of individuals who have received USG supported short term agricultural sector productivity or food security training	0	1	18	0	1	13	33
# of hectares under improved technologies or management practices as a result of USG assistance	Hectares						
	1						1
	Community Based Organizations (CBOs)	Producers Organizations	Trade and Business Associations	Water Users Associations	Women's Groups		
# of food security private enterprises, producers organizations, water users associations, women's groups, trade and business associations, and community-based organizations receiving USG assistance	0	0	0	0	0	0	0
# of food security private enterprises, producers organizations, water users associations, women's groups, trade and business associations, and community-based organizations that applied new technologies or management practices as a result of USG assistance	0	0	0	0	0	0	0

4.5.2 Agricultural Sector Productivity

Metric	Female(s) 14 and below	Female(s) 15-24	Female(s) 25 and above	Male(s) 14 and below	Male(s) 15-24	Male(s) 25 and above	Total
# of farmers and others who have applied new technologies or management practices as a result of US government assistance	200	317	458	200	409	523	2304
# of individuals who have received USG supported short term agricultural sector productivity or food security training	34	198	283	15	246	414	1306
# of hectares under improved technologies or management practices as a result of USG assistance	Hectares						
	159						159
	Community Based Organizations (CBO)	Private Enterprises	Producers organizations	Trade and Business Associations	Water Users Associations	Women's Groups	
# of food security private enterprises, producers organizations, water users associations, women's groups, trade and business associations, and community-based organizations receiving USG assistance	38	35	6	2	28	30	139
# of food security private enterprises, producers organizations, water users associations, women's groups, trade and business associations, and community-based organizations that applied new technologies or management practices as a result of USG assistance	29	3	35	0	29	28	124

4.6.3 Workforce Development

Metric	Female(s) 14 and below	Female(s) 15-24	Female(s) 25 and above	Male(s) 14 and below	Male(s) 15-24	Male(s) 25 and above	Total
# of individuals who received training or assistance in workforce development	1	145	56	0	68	34	304
# of workforce development initiatives completed as a result of USG participation in public-private partnerships	Initiatives						
	4						4

4.8.1 Natural Resources and Biodiversity

Metric	Female(s) 14 and below	Female(s) 15-24	Female(s) 25 and above	Male(s) 14 and below	Male(s) 15-24	Male(s) 25 and above	Total
# of people receiving US government supported training in natural resources management and/or biodiversity conservation.	30	45	101	10	24	121	331
# of people with increased economic benefits derived from sustainable natural resource management and conservation as a result of US government assistance	423	385	641	410	367	853	3079
# of hectares of biological significance and/or natural resources under improved natural resource management as a result of US government assistance	Hectares						
	15580						

4.8.2 Clean Productive Environment

Metric	Female(s) 14 and below	Female(s) 15-24	Female(s) 25 and above	Male(s) 14 and below	Male(s) 15-24	Male(s) 25 and above	Total
# of people with increased capacity to adapt to the impacts of climate variability and change as a result of US government assistance	-	7320	12690	-	6520	12206	38736
# of institutions with improved capacity to address climate change issues as a result of US government assistance	Institutions						
	333						333

5.2.1 Capacity Building, Preparedness and Planning

Metric	Female(s) 14 and below	Female(s) 15-24	Female(s) 25 and above	Male(s) 14 and below	Male(s) 15-24	Male(s) 25 and above	Total
# of people trained in disaster preparedness as a result of US government assistance	71	31	32	47	77	32	290
# of hazard risk reduction plans, policies, strategies, systems, or curricula developed	Risk Reduction Plans						63
	19						
	Policies						
	3						
	Strategies						
	22						
	Curricula						
	13						
	Systems						
	6						

6.1.1 Cross Cutting

Metric	Female(s) 15-24	Female(s) 25 and above	Male(s) 15-24	Male(s) 25 and above	Total
# of service providers benefitting/using	814	614	436	332	2196
# of youth participating (ages 15-25)	1458	-	1106	-	2564
# of new services provided	Services				
	53				
# of community groups benefitting	Community groups				
	162				
# of grants and size of grants to community organizations	Grants				
	23				
	\$500 and below				
	1				
	\$500-\$1000				
	1				
	\$1,000-\$5,000				
	18				
	\$5,000-\$7,000				
	2				
	\$7,000-\$10,000				
	1				

Appendix 3: SPA FY 2015 Financial Report

FY 2015 Spending by Program Element

Foreign Assistance Framework	Program Area	Program Element	SPA Funding Program Support Costs	SPA Funding Training Activities	SPA Funding Small Grants	SPA Subtotal	Community Contribution Small Grants	Third Party Contribution Small Grants	Total Funding	
Governing Justly and Democratically	Good Governance	2.2.4	\$ -	\$ 16,264.00	\$ 18,831.81	\$ 35,095.81	\$ 3,273.80	\$ 77.21	\$ 38,446.82	
		2.4.1	\$ 46,380.00	\$ 95,245.00	\$ 483,749.63	\$ 625,374.63	\$ 282,233.90	\$ 8,368.86	\$ 875,977.39	
		Subtotal	\$ 46,380.00	\$ 111,509.00	\$ 502,581.44	\$ 660,470.44	\$ 285,507.70	\$ 8,446.07	\$ 914,424.21	
Investing in People	Health	3.1.1	\$ -	\$ -	\$ 25,199.92	\$ 25,199.92	\$ 54,279.01	\$ 1,415.60	\$ 80,894.53	
		3.1.3	\$ 48,968.00	\$ 30,923.00	\$ 105,882.34	\$ 185,773.34	\$ 51,228.32	\$ 222.43	\$ 237,224.09	
		3.1.6	\$ 11,000.00	\$ 40,321.25	\$ 141,239.59	\$ 192,560.84	\$ 57,982.64	\$ 478.38	\$ 251,021.86	
		3.1.7	\$ 7,000.00	\$ -	\$ 15,497.64	\$ 22,497.64	\$ 7,549.62	\$ 10.81	\$ 30,058.07	
		3.1.8	\$ -	\$ 4,192.00	\$ 77,573.25	\$ 81,765.25	\$ 32,732.58	\$ 147.69	\$ 114,645.52	
		3.1.9	\$ 21,750.00	\$ -	\$ 10,262.11	\$ 32,012.11	\$ 3,821.12	\$ -	\$ 35,833.23	
	Education	3.2.1	\$ 13,046.00	\$ 101,963.00	\$ 421,200.94	\$ 536,209.94	\$ 184,210.67	\$ 2,183.46	\$ 722,604.07	
	Social Services	3.3.2	\$ 8,700.00	\$ 14,078.00	\$ 36,118.20	\$ 58,896.20	\$ 190,668.64	\$ 267.99	\$ 249,832.83	
		Subtotal	\$ 110,464.00	\$ 191,477.25	\$ 832,973.99	\$ 1,134,915.24	\$ 582,472.59	\$ 4,726.36	\$ 1,722,114.19	
Economic Growth	Agriculture	4.5.1	\$ -	\$ -	\$ 994.97	\$ 994.97	\$ 466.00	\$ -	\$ 1,460.97	
		4.5.2	\$ 735.00	\$ 32,295.00	\$ 164,384.43	\$ 197,414.43	\$ 66,215.18	\$ 1,233.65	\$ 264,863.26	
	Private Sector	4.6.3	\$ 95,700.00	\$ 17,531.00	\$ 76,478.55	\$ 189,709.55	\$ 11,618.02	\$ 281.99	\$ 201,609.56	
		Environment	4.8.1	\$ -	\$ 52,742.00	\$ 86,377.54	\$ 139,119.54	\$ 20,894.51	\$ 1,177.10	\$ 161,191.15
	4.8.2		\$ 21,158.00	\$ 129,665.00	\$ 389,674.29	\$ 540,497.29	\$ 187,337.55	\$ 10,482.58	\$ 738,317.42	
		Subtotal	\$ 117,593.00	\$ 232,233.00	\$ 717,909.78	\$ 1,067,735.78	\$ 286,531.26	\$ 13,175.32	\$ 1,367,442.36	
Humanitarian Assistance	Disaster Readiness	5.2.1	\$ -	\$ -	\$ 17,985.83	\$ 17,985.83	\$ 10,791.07	\$ -	\$ 28,776.90	
		Subtotal	\$ -	\$ -	\$ 17,985.83	\$ 17,985.83	\$ 10,791.07	\$ -	\$ 28,776.90	
Cross-cutting	Cross-cutting	6.1.1	\$ 2,500.00	\$ 11,421.00	\$ 101,764.78	\$ 115,685.78	\$ 46,921.54	\$ 642.55	\$ 163,249.87	
		Subtotal	\$ 2,500.00	\$ 11,421.00	\$ 101,764.78	\$ 115,685.78	\$ 46,921.54	\$ 642.55	\$ 163,249.87	
			TOTAL	\$ 276,937.00	\$ 546,640.25	\$ 2,173,215.81	\$ 2,996,793.06	\$ 1,212,224.16	\$ 26,990.31	\$ 4,196,007.53

FY2015 SPA Spending by USAID Geographic Bureau	Small Grants	Program Support	Training Activities	Grand Total
Africa	\$ 626,339.81	\$ 88,718.00	\$ 105,814.00	\$ 820,871.81
3.1.1, HIV/AIDS	\$ 25,199.92	\$ -	\$ -	\$ 25,199.92
3.1.3, Malaria	\$ 105,882.34	\$ 48,968.00	\$ 30,923.00	\$ 185,773.34
3.1.6, Maternal and Child Health	\$ 63,756.41	\$ 11,000.00	\$ 20,077.00	\$ 94,833.41
3.1.7, Family Planning and Reproductive Health	\$ 15,497.64	\$ 7,000.00	\$ -	\$ 22,497.64
3.1.8, Water and Sanitation	\$ 77,573.25	\$ -	\$ 4,192.00	\$ 81,765.25
3.1.9, Nutrition	\$ 10,262.11	\$ 21,750.00	\$ -	\$ 32,012.11
3.2.1, Basic Education	\$ 182,980.86	\$ -	\$ 18,327.00	\$ 201,307.86
4.5.2, Agricultural Sector Productivity	\$ 145,187.28	\$ -	\$ 32,295.00	\$ 177,482.28
Asia	\$ 556,784.74	\$ 3,235.00	\$ 168,990.00	\$ 729,009.74
2.2.4, Anti-Corruption Reforms	\$ 18,831.81	\$ -	\$ 16,264.00	\$ 35,095.81
3.1.6, Maternal and Child Health	\$ 41,839.12	\$ -	\$ -	\$ 41,839.12
3.2.1, Basic Education	\$ 34,056.50	\$ -	\$ -	\$ 34,056.50
4.5.1, Agriculture Enabling Environment	\$ 994.97	\$ -	\$ -	\$ 994.97
4.5.2, Agricultural Sector Productivity	\$ 19,197.15	\$ 735.00	\$ -	\$ 19,932.15
4.8.1, Natural Resources and Biodiversity	\$ 71,842.13	\$ -	\$ 50,909.00	\$ 122,751.13
4.8.2, Clean Productive Environment	\$ 255,564.18	\$ -	\$ 90,396.00	\$ 345,960.18
5.2.1, Capacity Building, Preparedness and Planning	\$ 17,985.83	\$ -	\$ -	\$ 17,985.83
6.1.1, Cross Cutting	\$ 96,473.05	\$ 2,500.00	\$ 11,421.00	\$ 110,394.05
Europe & Eurasia	\$ 426,632.97	\$ 46,380.00	\$ 75,782.00	\$ 548,094.97
2.4.1, Civic Participation	\$ 421,341.24	\$ 46,380.00	\$ 75,782.00	\$ 543,03.24
6.1.1, Cross Cutting	\$ 5,291.73	\$ -	\$ -	\$ 5,291.73
Latin America & Caribbean	\$ 429,966.95	\$ 42,904.00	\$ 152,893.25	\$ 625,764.20
3.1.6, Maternal and Child Health	\$ 35,644.06	\$ -	\$ 20,244.25	\$ 55,888.31
3.2.1, Basic Education	\$ 196,220.82	\$ 13,046.00	\$ 77,469.00	\$ 286,735.82
3.3.2, Social Services	\$ 36,118.20	\$ 8,700.00	\$ 14,078.00	\$ 58,896.20
4.6.3, Workforce Development	\$ 16,980.76	\$ -	\$ -	\$ 16,980.76
4.8.1, Natural Resources and Biodiversity	\$ 10,893.01	\$ -	\$ 1,833.00	\$ 12,726.01
4.8.2, Clean Productive Environment	\$ 134,110.10	\$ 21,158.00	\$ 39,269.00	\$ 194,537.10
Middle East	\$ 133,491.34	\$ 95,700.00	\$ 43,161.00	\$ 272,352.34
2.4.1, Civic Participation	\$ 62,408.39	\$ -	\$ 19,463.00	\$ 83,571.39
3.2.1, Basic Education	\$ 7,942.77	\$ -	\$ 6,167.00	\$ 14,109.77
4.6.3, Workforce Development	\$ 59,497.79	\$ 95,700.00	\$ 17,531.00	\$ 172,728.79
4.8.1, Natural Resources and Biodiversity	\$ 3,642.39	\$ -	\$ -	\$ 3,642.39
Grand Total	\$ 2,173,215.81	\$ 276,937.00	\$ 546,640.25	\$ 2,996,793.06

Appendix 4: AFR Small Grants Coordinators Workshop 2015

Day 1 Tuesday, August 18					
	Time	Session	Facilitators	Location	Participants
Morning	8:30-9:30	Welcome & Logistics	Lara Fedorov & Jennifer Goette	Main	All
	9:30-9:45	PC/ Benin Presentation	Francoise Lema-Sayi & Mark Huelsenbeck	Main	All
	9:45-10:00	PC/ Botswana Presentation	Chawa Mahlaya	Main	All
	10:00-10:15	Break			
	10:15-11:45	Peace Corps Small Grants Program & Approach to Development	Lara Fedorov & Tom Geraghty	Main	All
	11:45-12:00	PC/ Burkina Faso Presentation	Aicha Pitroipa	Main	All
	12:00-12:15	PC/ Cameroon Presentation	Ib Salle	Main	All
	12:15-12:30	PC/ Ethiopia Presentation	Yessem Girma & Abraham Genet	Main	All
Afternoon	12:30-1:30	Lunch			
	1:30-1:45	PC/ Ghana Presentation	Daniel Omane	Main	All
	1:45-2:00	PC/ Guinea Presentation	Mariama Diallo	Main	All
	2:00-3:00	Life Cycle of a Grant	Minnie Martin & Roman Nelson	Main	All
	3:00-3:15	Break			
	3:15-3:30	PC/ Kenya Presentation	Joan Mutie	Main	All
	3:30-3:45	PC/ Lesotho Presentation	Ntsopa Mokitimi	Main	All
	3:45-4:45	Roles & Responsibilities	Lara Fedorov & Ben Simasek	Main	All
	4:45-5:00	PC/ Liberia Presentation	George Ville & Pertaingber Nouah	Main	All
	5:00-5:15	PC/ Madagascar Presentation	Johanesa Rakotoniaina	Main	All
	5:15-5:30	Group Reconnect	Team	Main	All

Day 2 Wednesday, August 19

	Time	Session	Facilitators	Location	Participants				
Morning	8:30-8:45	Group Reconnect	Team	Main	All				
	8:45-9:00	PC/ Malawi Presentation	Assana Magombo	Main	All				
	9:00-9:15	PC/ Mali Presentation	N'Tossama Diarra	Main	All				
	9:15-9:30	PC/ Mozambique Presentation	Paulo Manhique & Vilma Nhambi	Main	All				
	9:30-10:45	PCPP Session	Tom Geraghty	Main	All				
	10:45-11:00	Break							
		Track 1				Track 2			
		Session	Facilitators	Location	Participants	Session	Facilitators	Location	Participants
	11:00-12:30	PCGO 1: Volunteer Support	Ben Simasek	Breakout 1	1/2 of Total Group - 1 of 2	Policies & Procedures Jeopardy	Minnie Martin	Main	1/2 of Total Group - 2 of 2
Afternoon	12:30-1:30	Lunch							
	1:30-3:00	PCGO 1: Volunteer Support	Ben Simasek	Breakout 1	1/2 of Total Group - 2 of 2	Policies & Procedures Jeopardy	Minnie Martin	Main	1/2 of Total Group - 1 of 2
	3:00-3:15	Break							
	3:15-4:45	SPA Overview - all SPA participants	Lara Fedorov & Zufi Mulugeta	Main	PCGO Groups 1 & 2	Volunteer Support: Communication and Training PCVs	Tom Geraghty, Roman Nelson, Ben Simasek	Breakout 1	PCGO Group 3
	4:45-5:00	PC/ Namibia Presentation	Natasja Routh	Main	All				
	5:00-5:30	Group Reconnect	Team	Main	All				

Day 3 Thursday, August 20													
	Time	Session	Facilitators	Location									
Morning	8:30-8:45	Group Reconnect	Team	Main	All								
	8:45-9:00	PC/ Rwanda Presentation	Rhoda Kanyesigye	Main	All								
		Track 1				Track 2				Track 3			
		Session	Facilitators	Location	Participants	Session	Facilitators	Location	Participants	Session	Facilitators	Location	Participants
	9:00-10:30	PCGO 2: Review Process - PCGO Group 1	Ben Simasek	Breakout 1	PCGO Group 1	SPA Planning - PCGO Group 2	Lara Fedorov & Minnie Martin	Main	PCGO Group 2	Small Grants Assessment - Part 1	Tom Geraghty	Breakout 2	PCGO Group 3
	10:45-11:00	Break											
	11:00-12:30	PCGO 2: Review Process - PCGO Group 2	Ben Simasek	Breakout 1	PCGO Group 2	SPA Planning - PCGO Group 1	Lara Fedorov & Minnie Martin	Main	PCGO Group 1	Small Grants Assessment - Part 2	Tom Geraghty	Breakout 2	PCGO Group 3
Afternoon	12:30-1:30	Lunch											
	1:30-3:00	Small Grants Assessment - Part 1	Tom Geraghty	Breakout 2	Mix Groups 1 & 2/ split in half	Small Grants Assessment - Part 1	Minnie Martin	Main	Mix Groups 1 & 2/ split in half	PCGO 2: Review Process - PCGO Group 3 (non-SPA)	Ben Simasek	Breakout 1	PCGO Group 3
	3:00-3:15	Break											
	3:15-3:30	PC/ Senegal Presentation	Zoe Williams & Abiboulaye Diouf	Main	All								
	3:30-5:00	Small Grants Assessment - Part 2	Tom Geraghty	Breakout 2	same group as above	Small Grants Assessment - Part 2	Minnie Martin	Main	same group as above	PCGO 2: Review Process - PCGO Group 3 (non-SPA)	Ben Simasek	Breakout 1	PCGO Group 3
	5:00-5:30	Group Reconnect	Team	Main	All								

Day 4 Friday, August 21													
	Time	Session	Facilitators	Location									
Morning	8:30-8:45	Group Reconnect	HQ	Main	All								
	8:45-9:00	PC/ Sierra Leone Presentation	Chris Sinneh	Main	All								
	9:00-9:15	PC/ South Africa Presentation	Margaret Shebe	Main	All								
		Track 1				Track 2				Track 3			
		Session	Facilitators	Location	Participants	Session	Facilitators	Location	Participants	Session	Facilitators	Location	Participants
	9:15-10:45	PCGO 3: Finding Information - PCGO Group 1	Ben Simasek	Breakout 1	PCGO Group 1	Managing SPA Funds	Minnie Martin	Main	PCGO Group 2	VAST Session	Roman Nelson	Breakout 2	PCGO Group 3
	10:45-11:00	Break											
	11:00-12:30	PCGO 3: Finding Information - PCGO Group 2	Ben Simasek	Breakout 1	PCGO Group 2	Managing SPA Funds	Minnie Martin	Main	PCGO Group 1	PCGO Focus Group	Justine Gontis	Breakout 2	PCGO Group 3
Afternoon	12:30-1:30	Lunch											
	1:30-3:00	VAST Session	Roman Nelson	Main	PCGO 1 & 2 PEPfar	Consultations	Team	Breakout 2	PCGO 1 & 2 Non-PEPFAR	PCGO 3: Finding Information - PCGO Group 3	Ben Simasek	Breakout 1	PCGO Group 3
	3:00-3:15	Break											
	3:15-3:30	PC/ Swaziland Presentation	Pamela Mhlanga & Amy Munroe	Main	All								
	3:30-3:45	PC/ Tanzania Presentation	Yovitha Mrina	Main	All								
	3:45-4:45	MRE 1	Stacey Lissit	Main	All								
	4:45-5:00	PC/ The Gambia Presentation	Abdoulie Jadama	Main	All								
	5:00-5:30	Group Reconnect	HQ	Main	All								

Day 5 Saturday, August 22

Day 5 Saturday, August 22									
	Time	Session	Facilitators	Location					
Morning	8:30-8:45	Group Reconnect	HQ	Main	All				
	8:45-9:00	PC/ Togo Presentation	Koffi Agboyibo	Main	All				
	9:00-9:15	PC/ Uganda Presentation	Jenny Kobusinge & Diana Kabahinda	Main	All				
		Track 1				Track 2			
		Session	Facilitators	Location	Participants	Session	Facilitators	Location	Participants
	9:15-10:15	PCGO 4: Reporting - Part 1	Ben Simasek	Breakout 1	1/2 of Total Group - 1 of 2	MRE 2 - part 1	Stacey Lissit	Main	1/2 of Total Group - 2 of 2
	10:15-10:30	Break							
	10:30-11:30	PCGO 4: Reporting - Part 2	Ben Simasek	Breakout 1	1/2 of Total Group - 1 of 2	MRE 2 - Part 2	Stacey Lissit	Main	1/2 of Total Group - 2 of 2
	11:30-12:30	MRE 2 - part 1	Stacey Lissit	Main	1/2 of Total Group - 1 of 2	PCGO 4: Reporting - Part 1	Ben Simasek	Breakout 1	1/2 of Total Group - 2 of 2
Afternoon	12:30-1:30	Lunch							
	1:30-2:30	MRE 2 - Part 2	Stacey Lissit	Main	1/2 of Total Group - 1 of 2	PCGO 4: Reporting - Part 2	Ben Simasek	Breakout 1	1/2 of Total Group - 2 of 2
	2:30-2:45	Break							
	2:45-3:00	PC/ Zambia Presentation	Dorothy Musonda	Main	All				
	3:00-3:45	Externally Facilitated HQ Feedback session	Greg Kennedy	Main	All				
	3:45-4:15	Report Out	Greg Kennedy	Main	All				
	4:15-5:00	Closing Remarks	Team	Main	All				

Appendix 5: AFR Small Grants Coordinators Workshop 2015 Session Rankings

Summary of Daily Workshop Assessments				
Day	Average Score 1= Least Effective 5= Most Effective	Response Rate %	Session Title	Number of Participants
Day 1	4.53	100.00	Welcome and Logistics	All, 30 participants
	4.00	96.67	Peace Corps' Small Grants Program & Approach to Development	All, 30 participants
	4.43	100.00	Life Cycle of a Grant	All, 30 participants
	4.44	83.33	Roles and Responsibilities	All, 30 participants
Day 2	4.45	96.67	PCPP Session	All, 30 participants
	4.10	93.75	PCGO 1: Volunteer Support	All, 30 participants
	4.79	90.63	Policies & Procedures Jeopardy	All, 32 participants (2 additional hosting post staff)
	4.29	100.00	SPA Overview	Concurrent session for SPA posts only, 21 participants (2 SPA post SGCs missing because of delayed travel)
	4.40	100.00	Volunteer Support: Communication & Training Volunteers	Concurrent session for non-SPA posts only, 10 participants (1 additional hosting post staff)
Day 3	4.17	54.55	PCGO 2: Review Process	All, 32 participants (1 additional hosting post staff)
	4.41	54.84	Small Grants Assessment Part 1	All, 31 participants
	4.50	45.16	Small Grants Assessment Part 2	All, 31 participants
	4.18	47.83	SPA Planning	SPA posts only, 23 participants
Day 4	4.26	100.00	Managing SPA Funds	Concurrent session for SPA posts only, 23 participants
	4.40	100.00	VAST Session	Concurrent session for PEPFAR posts only, 21 participants
	4.14	77.78	PCGO Focus Group	Concurrent Session, 10 participants
	4.50	93.75	PCGO 3: Finding Information	All, 32 participants (1 additional hosting post staff)
	4.38	70.37	MRE 1: M&E Basics	All, 32 participants (1 additional hosting post staff)
Day 5	4.50	81.25	PCGO 4: Part 1&2 Reporting	All, 32 participants (1 additional hosting post staff)
	4.46	90.32	MRE 2: Part 1 Project Design and Logic Models	All, 31 participants
	4.70	87.10	MRE 2: Part 2 Project Design and Logic Models	All, 31 participants
	4.23	68.75	Feedback to Peace Corps/Washington	All, 32 participants (1 additional hosting post staff)
	4.59	53.13	Report Out and Conference Conclusion	All, 32 participants (1 additional hosting post staff)
	4.385241	Average		

Small Project Assistance Program Annual Report Fiscal Year 2016



This report was prepared by the Peace Corps with the support of the U.S. Agency for International Development (USAID). The contents of this report are the sole responsibility of the Peace Corps and do not necessarily reflect the views of USAID or the United States government.

EXECUTIVE SUMMARY	1
GLOBAL PROGRAM OVERVIEW	2
FISCAL YEAR 2016 PROGRAM SUMMARY	2
SPA PROGRAM PIPELINE ANALYSIS 2013-2016	3
SPA PROGRAM FY 2016 EXPENDITURES	4
SPA PROGRAMMING BY PROGRAM ELEMENT AND FOREIGN ASSISTANCE OBJECTIVE	5
PROGRAMMING REGIONAL ANALYSIS	8
DISTRIBUTION OF DIRECT PARTICIPANTS AND COMMUNITY STAKEHOLDERS OF SPA GRANTS	10
DATA COLLECTION, ANALYSIS AND QUALITY	11
PROGRAM CHANGES	13
FY 2016 PROGRAM ENHANCEMENTS	13
PEACE CORPS POSTS PARTICIPATING IN THE SPA PROGRAM	15
FOREIGN ASSISTANCE FRAMEWORK AND HIGHLIGHTS	17
OBJECTIVE: PEACE AND SECURITY	17
OBJECTIVE: GOVERNING JUSTLY AND DEMOCRATICALLY	18
OBJECTIVE: INVESTING IN PEOPLE	22
OBJECTIVE: ECONOMIC GROWTH	30
OBJECTIVE: HUMANITARIAN ASSISTANCE	36
OBJECTIVE: CROSS CUTTING	37
PROGRAM ACTIVITIES	38
PEACE CORPS SMALL GRANTS PROGRAM	38
PEACE CORPS GRANTS ONLINE (PCGO)	38
SMALL GRANTS COORDINATORS REGIONAL TRAINING WORKSHOP- EMA (EMA) REGION	39
STOMPING OUT MALARIA	42
OIG AUDITS AND EVALUATIONS	43

PROGRAM CHALLENGES	44
---------------------------	-----------

FUNDING ARRIVAL AND AGREEMENT	44
PEACE CORPS/WASHINGTON SPA STAFF CAPACITY	45
STAFF TRANSITIONS AT PEACE CORPS POSTS	45
DISCREPANCIES IN SPA ACCOUNTING	45
DATA QUALITY IMPROVEMENTS	45

SPA IV FY 2013-2018 LOOKING FORWARD	46
--	-----------

APPENDICES	47
-------------------	-----------

APPENDIX 1: PEACE CORPS COUNTRIES PARTICIPATING IN THE SPA PROGRAM (USAID BUREAU)

APPENDIX 2: USAID MISSIONS PARTICIPATING IN THE SPA PROGRAM

APPENDIX 3: SPA PROGRAM ELEMENT INDICATORS

APPENDIX 4: SPA FY 2015 FINANCIAL REPORT

APPENDIX 5: EMA SMALL GRANTS COORDINATORS WORKSHOP 2016 SESSION RANKINGS

APPENDIX 6: EXAMPLES OF POSTS' FY16 END OF YEAR REPORTS

SENEGAL

KOSOVO

Executive Summary

The Small Project Assistance (SPA) IV agreement¹ is a five-year agreement funded by the United States Agency for International Development (USAID) and implemented by the Peace Corps, effective from September 30, 2012 through September 30, 2017. In early 2017, USAID and Peace Corps worked together to extend the agreement through September 30th, 2018. In fiscal year (FY) 2016, with the support of 42 Missions in all Geographic Bureaus, the SPA program supported local capacity building and skills transfer through small grants and training activities in 46 Peace Corps posts, serving 52 countries worldwide. During FY 2016, \$2.50M from the SPA IV agreement supported 539 small grants, 86 training activities, and 31 program support activities providing skills and training activities to 65,768 direct participants and 2,148,231 community stakeholders.

FY 2016 was an important year for the SPA IV agreement. A number of innovative program enhancements accompanied significant program activities. The SPA Program continues to gain momentum at Peace Corps/Washington and at Peace Corps Posts. Small grants, critical training activities, and innovative program support initiatives are effectively and efficiently broadening the impact of dynamic SPA programming in resource limited global communities.

SPA program highlights in FY 2016 included:

- Europe, Mediterranean, and Asia Region Small Grants Coordinator Workshop in Washington, DC
- Enhanced functionality in the grants management system to develop and track training activities and program support requests
- Improvements in grants management system related to Foreign Assistance Framework indicators
- Specific financial management and negotiation guidance based on historical spending

Peace Corps and USAID have collaborated through the SPA Program for 33 years. As FY 2016 demonstrates, this is an innovative, learning Program. Each year, previous efforts are built upon, facilitating a more data-informed and nimble response to critical development issues. Small grants, as in the beginning of the partnership, form the bedrock of a simple principle of making essential resources available to motivated communities beyond the reach of traditional development organizations.

¹ SPA IV Agreement AID-PPL-T-12-00002

Global Program Overview

The global SPA Program represents a Peace Corps and USAID partnership focused on critical development issues. SPA programming provides critical assets to motivated communities, organizations, and individuals, often in remote locations beyond the reach of most development organizations. The SPA Program has three portfolio components. The largest segment is small grants; Volunteers and community partners can apply for grants to support sustainable and community-initiated projects that address pressing community needs. Peace Corps Posts (“Posts”) can also access SPA funding for technical trainings, which are not covered by Peace Corps’ appropriated budget, for Volunteer and local community Counterparts to gain critical technical skills and knowledge, which can be utilized within the local community for future work. The final component is program support; this flexible mechanism provides a means for Posts to enhance their in-country SPA Programs.

The US Foreign Assistance Framework provides the structure to the global SPA Program. All activities are tied to Program Elements, which are connected to seven of the Foreign Assistance Framework Objectives. A total of 46 Posts, serving 52 countries, were part of the FY 2016 SPA Program; these posts were supported by a total of 42 Missions. The discussion of SPA programming contained in this report largely uses the corresponding USAID Geographic Bureau designations (Africa, Asia, Europe and Eurasia, Middle East, and Latin America and the Caribbean). Appendix 1 classifies each of the 52 countries by USAID Geographic Bureau.

Fiscal Year 2016 Program Summary

In FY 2016, the SPA Program supported a myriad of global activities; 46 Posts, representing 52 countries, expended over \$2.50M in SPA funding on 19 diverse Program Elements. Of this, \$1.80M was used to fund 539 small grant projects. The community-focused small grants involved a total of 2,213,999 community members, including nearly 66,000 community members directly involved in project design and implementation and 2,148,213 indirect community stakeholders. While each project required a minimum of 25% community contribution, the total community investment in the FY 2016 SPA grant program was \$1,121,525, or 38% of total project costs. In FY 2016, the SPA grant program had a total value of \$2.92M. The FY 2016 SPA portfolio also included 86 training activities; \$592,207 in SPA expenditures were supplemented by \$223,096 in Post contribution to the training activities for Volunteers and local community Counterparts. Another important contribution to the SPA Program in FY 2016 was the implementation of 31 program support initiatives; in some cases, Posts supplemented the SPA funds with Post-level resources. The total FY 2016 SPA Program expended \$106,348 in SPA funds. Including the contributions of communities and third parties to grant projects and Posts’ contribution to training activities and program support, the SPA Program had a total value of \$3.90M in FY 2016. Below is a table that captures this summary data and Appendix 4 contains a detailed financial summary.

FY 2016 SPA Funded Activities Snapshot	
•	42 Missions
•	46 Peace Corps Posts
•	52 Countries
•	SPA Funds Expended: \$2,504,170
•	Total Value: \$3,901,046
•	86 Training Activities
•	31 Program Support Costs
•	539 Grants
○	2,213,999 Community Members Involved
▪	65,768 Direct Participants
▪	2,148,231 Community Stakeholders

SPA Program Pipeline Analysis 2013-2016

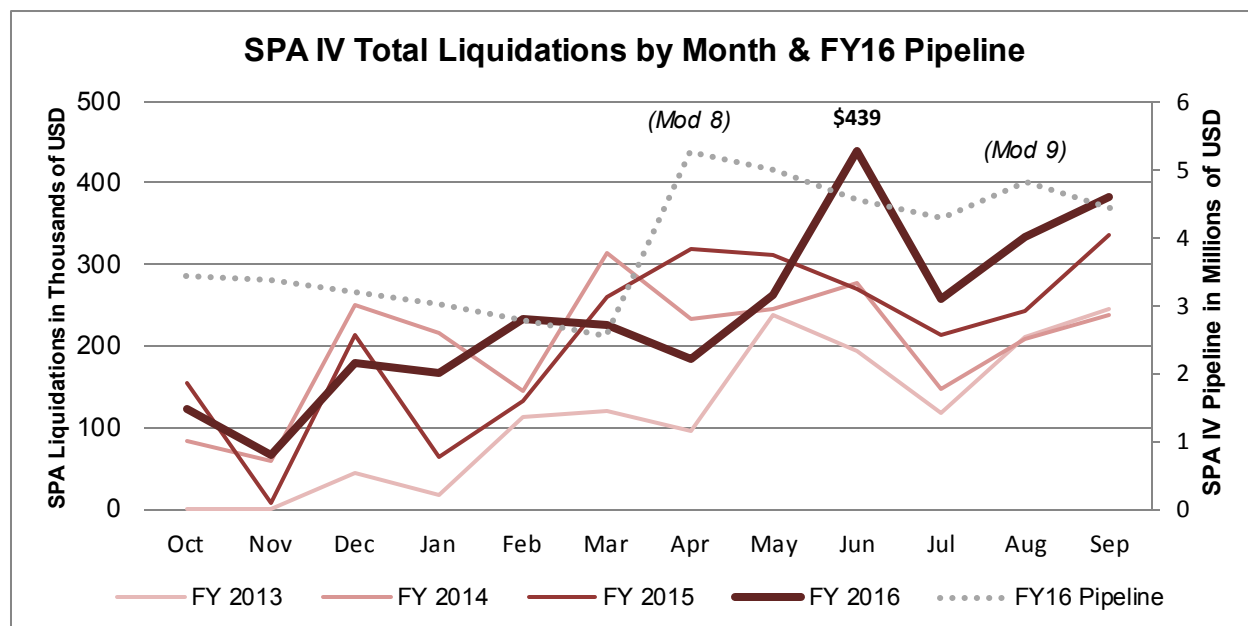
Before beginning an in-depth analysis of the FY 2016 SPA Program, it is helpful to discuss yearly program accomplishments within the larger context of the SPA IV Program expenditures. The SPA IV Agreement carried a total pipeline of \$3.55M to begin FY 2016. After \$2.85M in new billing, and adding \$3.73M in new funds, the SPA IV Agreement has \$4.43M to close FY 2016. The SPA IV Agreement pipeline has been affected by differing factors throughout the agreement.

FY 2013: Posts spent only \$1.39M in the first year of the SPA IV Agreement after negotiating for a total of \$3.23M. This \$1.84M in underutilization was the direct result of the SPA III Agreement remaining open through FY 2013. While posts prioritized spending SPA III budget authority, this funding has carried from year to year as unspent pipeline.

FY 2014: In Ukraine, \$520,000 was obligated for spending in Ukraine in SPA Modifications 3 and 6 while Peace Corps/Ukraine suspended operations between February of 2014 and July of 2015. Post staff implemented several SPA funded training activities, but at a reduced rate as compared to previous years.

FY 2015: In Jordan, \$250,000 was approved for spending in SPA Modification 6, a month before Peace Corps/Jordan suspended operations due to safety and security issues. At the time of this report's submission, Peace Corps does not expect to re-open Jordan in the near future.

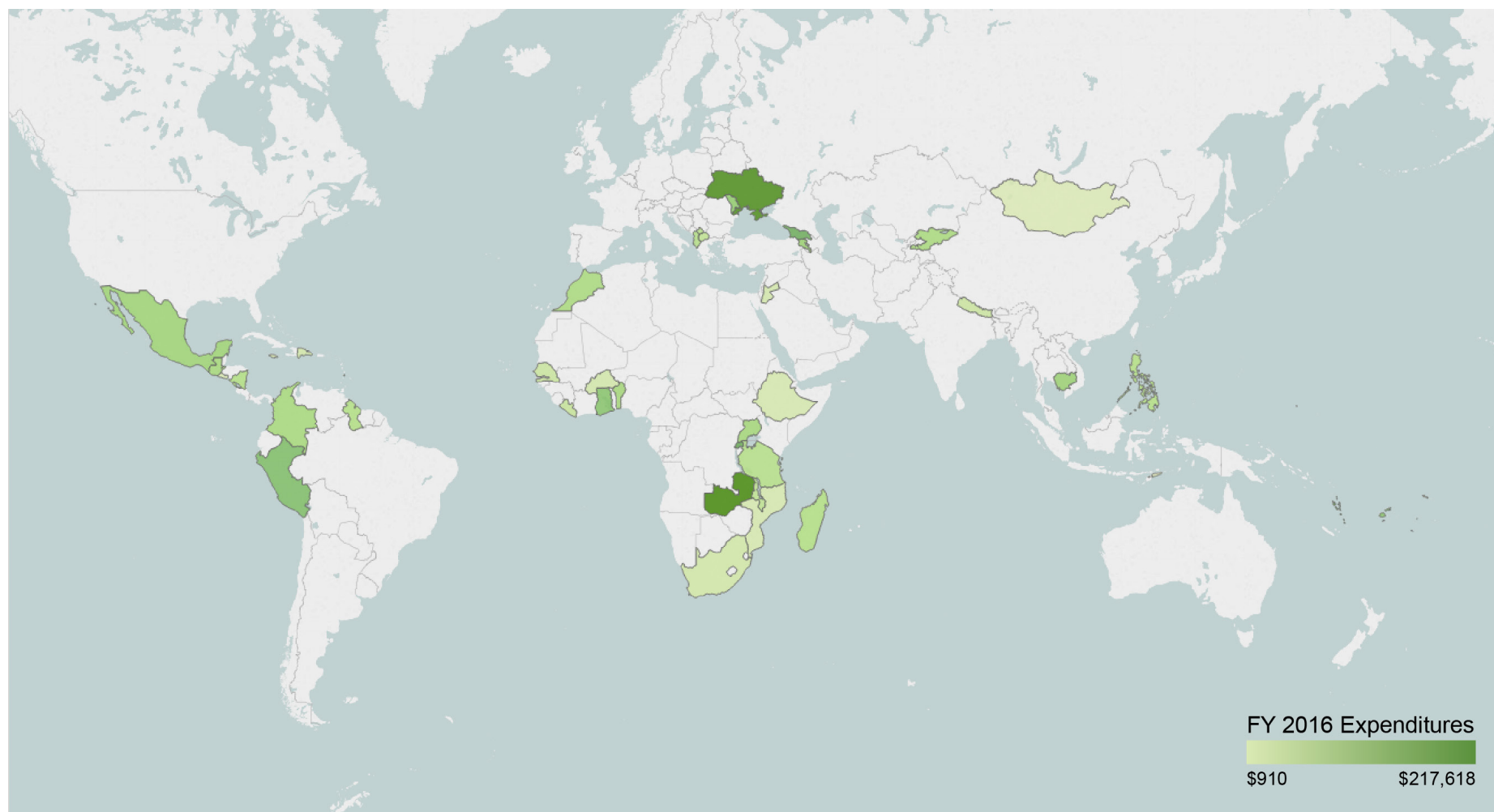
FY 2016: Peace Corps/Ukraine resumed accepting Volunteers in late FY 2015, and Volunteer funded projects and a robust SPA-funded training activity package fully resumed in FY 2016. Additionally, after funds through Modification 8 were made available in April/May, Posts liquidated more funding in Q4 FY 2016 than in any previous quarter in the SPA IV Agreement, leading to a 13% increase in liquidations overall for FY 2016.



The chart above compares total liquidations from month to month and year to year in red. The gray dotted line indicates the overall pipeline of available funds on the SPA IV Agreement. Posts liquidated more funds in June, 2016 (\$439,436) than in any previous month of the SPA IV Agreement. Modification 8 on 4/26/16 and Modification 9 on 8/15/2016 increased the pipeline through new obligations.

SPA Program FY 2016 Expenditures

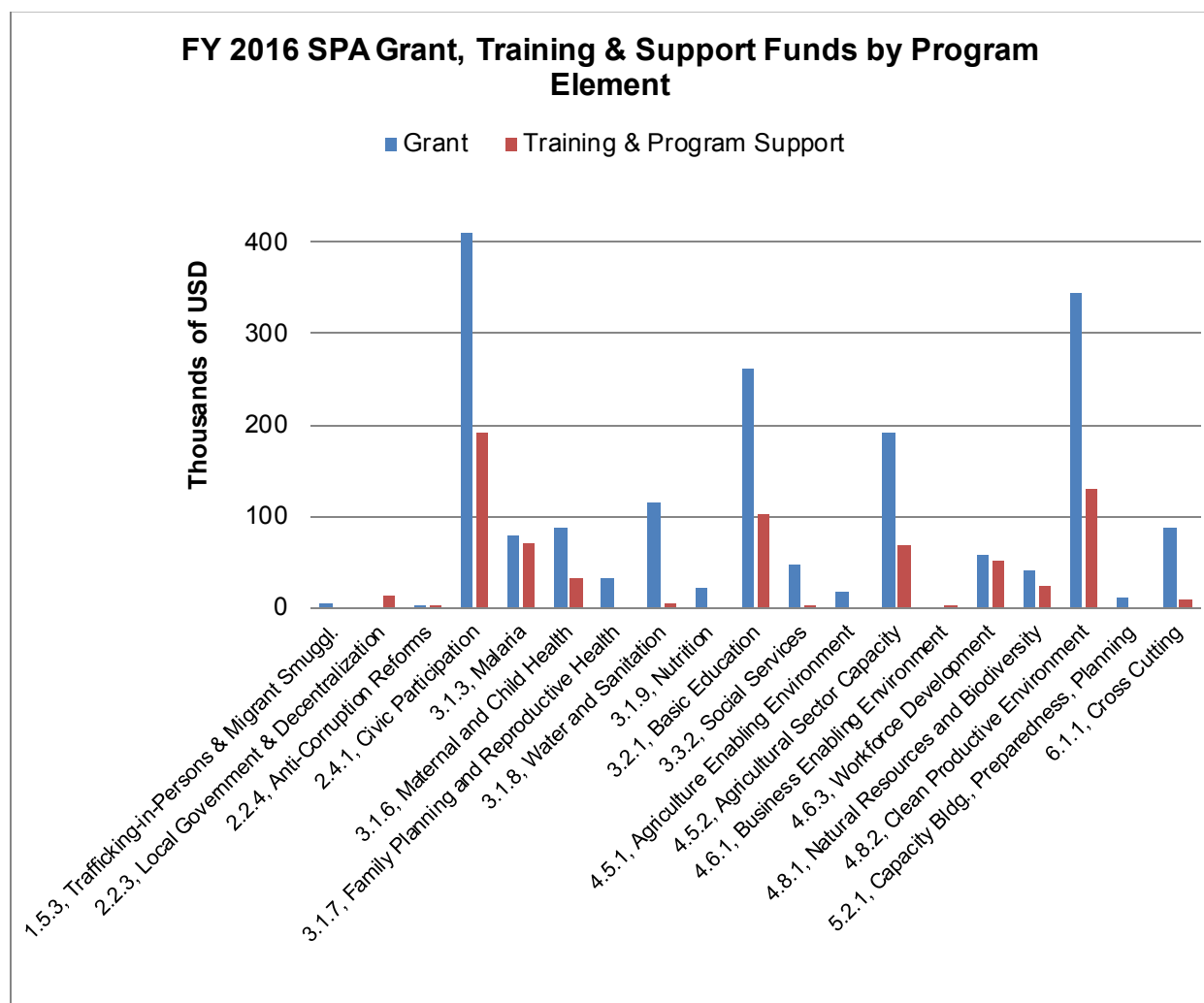
While some of the highest liquidations on the SPA IV Agreement were recorded in FY 2016, this was not evenly distributed among the participating Posts. The intensity with which a Post spends SPA funds is the result of a myriad of factors. Some Posts have relatively small amounts of available SPA funds, while other Posts have institutionalized large SPA Programs that depend on a different level of funding. Another factor is the diversity and quantity of funding requests for community-initiated grant applications reviewed and approved by Posts within a given year. Below is a map depicting the global distribution of FY 2016 SPA expenditures by Post, with larger expenditures depicted by deeper shades. See Appendix 4 for a full financial accounting of the FY16 SPA Program.



SPA Programming by Program Element and Foreign Assistance Objective

Distribution of SPA Activity Funding by Program Element

Spending in FY 2016 occurred on 19 Program Elements; however not all of this spending was at the same level. In some cases, multiple Posts with significant SPA funds available are operating on a single Program Element. For example, several Posts use only 2.4.1 Civic Participation funds to support large field-level SPA Programs; SPA funding on this program totaled \$410,972 for grants and \$191,135 for training activities and program support. Likewise, several Posts use 4.8.2 Clean Productive Environment funds for large-value small grants projects and to implement various training activities. Conversely, some Program Elements are available at only a few Posts and the country-level decisions on ratios of funding may skew spending more towards grants. This is the case for both 1.5.3, Trafficking-in-Humans & Migrant Smuggling and 5.2.1, Disaster Preparedness and Capacity Building. Another factor is that some country-level SPA Programs have access to funding under multiple Program Elements; in such cases, training activities may only be funded out of one Program Element, conserving the other Program Elements for only grants funding. For instance, most Posts with access to 3.1.7, Family Planning and Reproductive Health, use funding on other Program Elements to support appropriate cross-sector training activities and program support initiatives. Below is a chart depicting the full variation in spending on grants, training activities, and program support activities across all Program Elements utilized in FY 2016.



Distribution of SPA Activities by Program Element

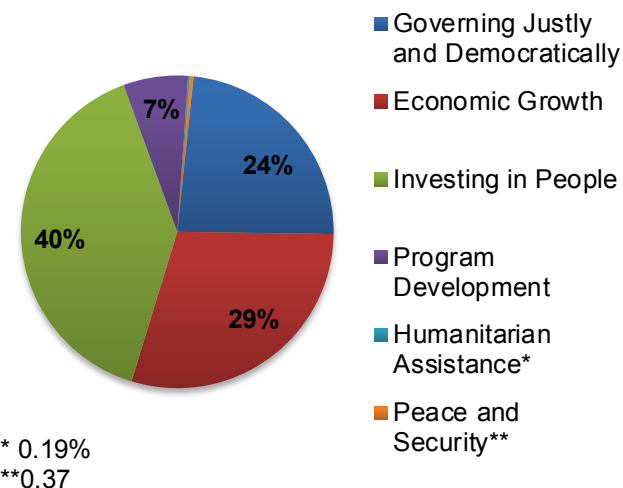
Variation in activity level by program element reveals important trends in the SPA program. Distribution of activity is the result of several factors. In some cases, only a single post has access to a Program Element; in other cases, several posts that have funding levels to support significant grant numbers have access to the same Program Element. Another factor driving this diversification is that some Posts use SPA funding strictly for grants, while other focus more on training activities. In FY 2016, the largest number of grants was funded under 2.4.1 Civic Participation; the grants under this program element represent 23% of all FY 2016 grant funds. This program element is available to multiple Posts in USAID's Europe and Eurasia Geographic Bureau, and several of them have significant funding available. Another significant area of grant funding was under 4.5.2 Agricultural Capacity; 80 grants were funded by Posts that fit under the Africa and Asia Bureaus. The Program Element 4.8.2 Clean Productive Environment supported the most training activities and program support in FY 2016; this Program Element is utilized by several posts in the Asia and Latin America and the Caribbean Geographic Bureaus. Below is a table documenting the full range of FY16 activities by Program Element.

Number of SPA Activities by Foreign Assistance Framework Objective and Program Element				
Framework Objective	Program Element	Number of SPA Grants	Number of SPA Training Activities	Number of SPA Program Support
Peace and Security		2	-	-
	1.5.3, Trafficking-in-Persons and Migrant Smuggling	2	-	-
Governing Justly and Democratically		127	17	6
	2.2.3, Local Government and Decentralization		1	1
	2.2.4, Anti-Corruption Reforms	2	0	1
	2.4.1, Civic Participation	125	16	4
Investing In People		214	36	14
	3.1.3, Malaria	34	17	10
	3.1.6, Maternal and Child Health	43	5	2
	3.1.7, Family Planning and Reproductive Health	12	-	-
	3.1.8, Water and Sanitation	30	1	-
	3.1.9, Nutrition	5	-	-
	3.2.1, Basic Education	75	12	1
	3.3.2, Social Services	15	1	1
Economic Growth		114	32	8
	4.5.1, Agriculture Enabling Environment	2	-	-
	4.5.2, Agricultural Sector Productivity	80	5	2
	4.6.1, Business Enabling Environment	-	-	1
	4.6.3, Workforce Development	8	7	1
	4.8.1, Natural Resources and Biodiversity	10	1	-
	4.8.2, Clean Productive Environment	59	20	6
Humanitarian Assistance		1	-	-
	5.2.1, Capacity Building, Preparedness and Planning	1	-	-
Program Development		36	-	1
	6.1.1, Cross Cutting	36	-	1
Total Number of Activities		539	86	31

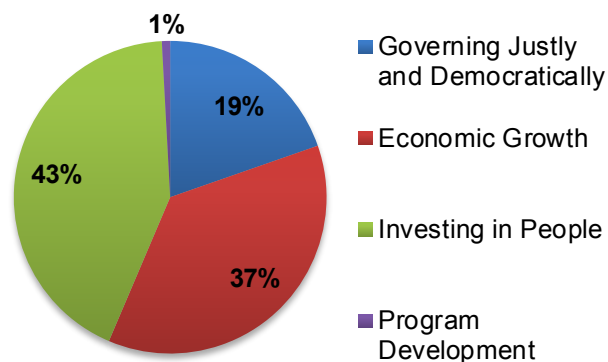
Distribution of SPA Activities by Foreign Assistance Objective

Examining the distribution of SPA-funded activities at a higher level of the Foreign Assistance Framework is also useful. At the Objective level, individual Program Elements and Areas are aggregated. In FY 2016, the largest percentage of SPA grants were funded under “Investing in People”; this Objective combines Program Areas of Health and Education—each with significant activity—accessed by Posts from Asia, Africa, and Latin America and the Caribbean. The second highest amount of activity for SPA grants occurred within the “Economic Growth” Objective; this contains the highly active 4.5.2 Agricultural Capacity Program Element. The Objectives of “Peace and Security” and “Humanitarian Assistance” had limited number of Posts working at a small-scale in the respective Program Elements. The variance in SPA-funded program support activity by Foreign Assistance Objective largely mirrored that of the variance in SPA-funded training activities, so they are grouped together below. As with grants, the largest percentage of training activities and program support occurred under “Investing in People”, which combines multiple program elements to which many Posts have access. Three Objectives—Peace and Security, Humanitarian Assistance, and Program Development—had minimal to zero training activities and program support activity. This is driven by the low number of Program Elements under these Objectives; within these Program Elements, in FY 2016 Post-USAID agreements largely concentrated planned spending on grants.

**Percent of FY 2016 SPA Grants
by Foreign Assistance Objective**



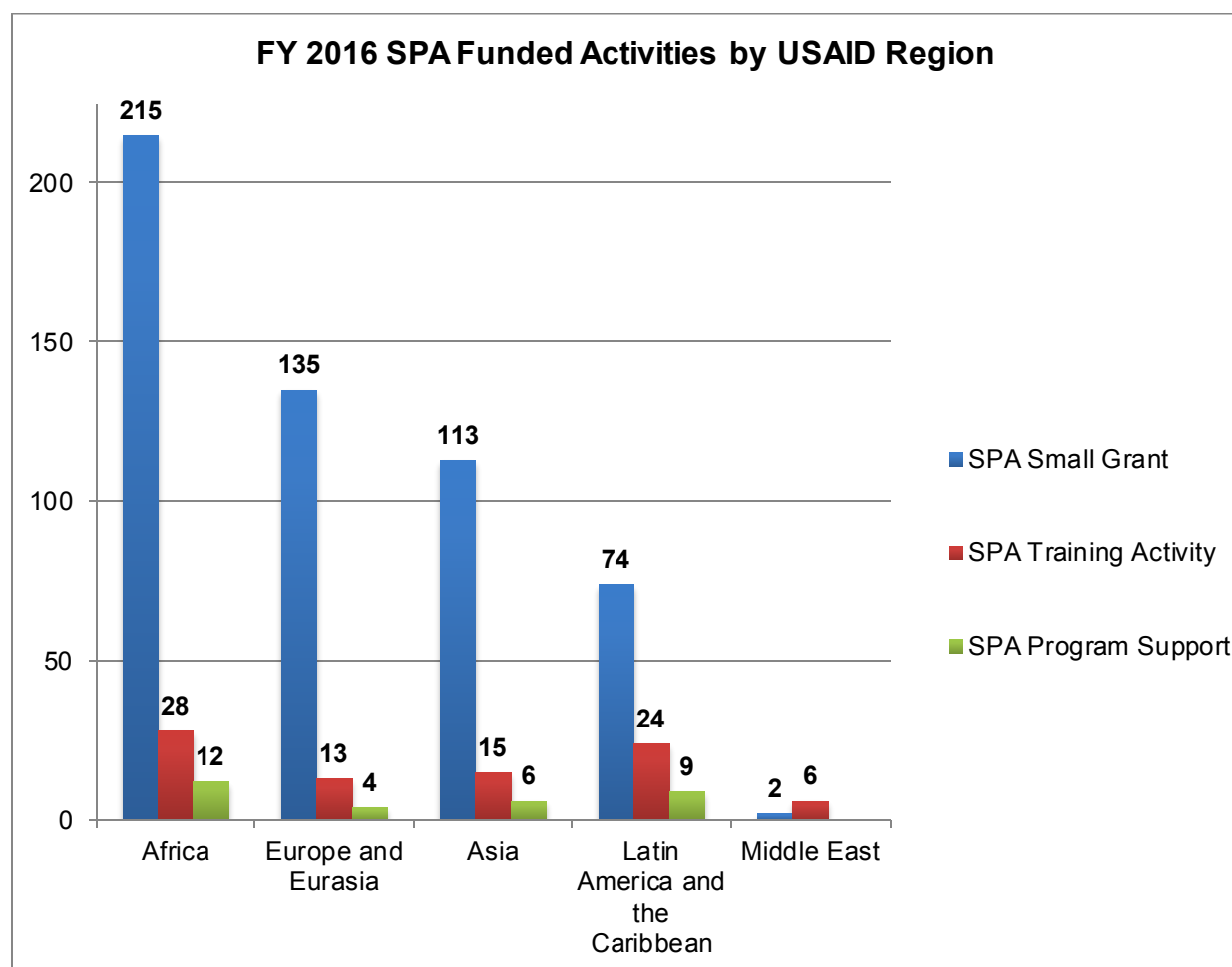
**Percent of FY 2016 SPA Trainings
and Program Support Activities
by Foreign Assistance Objective**



Programming Regional Analysis

Distribution of SPA Activities by USAID Geographic Bureaus

There are significant differences in how the SPA Program is operationalized across each of USAID's Geographic Bureaus.² Over 34% of the spending on grants was accrued by Posts that fit within the Africa Bureau. Posts within the Middle East Bureau spent less than 1% of the total FY16 SPA funds on grants; this is due to one Post dosing and the other Post within this Regional Bureau concentrating SPA funds for training activities. This also accounts for the lack of spending on program support. While Africa Posts had the highest total numbers of training activities and program support activities, Posts within Latin America and the Caribbean closely followed with the second highest activity rates. Below is a chart depicting the number of grants, training activities, and program support activities by USAID Geographic Bureau.

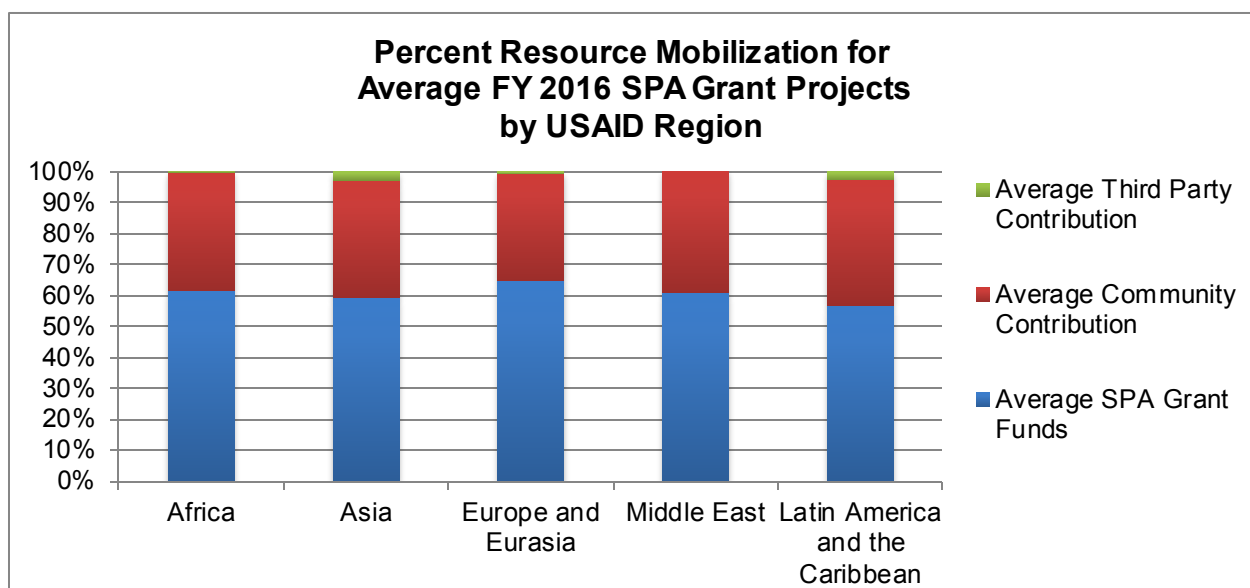


² Appendix 1 shows the categorization of each Peace Corps post into a USAID Geographic Bureau.

Resource Mobilization for SPA Grants

To speak further to the regional diversity of SPA programs, it is informative to examine the average grants within each Regional Bureau. All grants are required to include a minimum of 25% of the total cost, as a demonstration of community investment and commitment to the larger project; investment of SPA grant funds is then focused on purchasing resources external to the community. This strategic use of SPA grant funds to purchase external resources reduces SPA grant fund commitments and therefore preserves Posts' SPA grant fund reserves for future SPA grant projects. In some cases, a third party, such as an international NGO, may also contribute towards a project; however, from the data below, it is evident that this is less common. Grants within Africa and Europe and Eurasia have grant fund and community contributions lower than the global average, but this figure is averaged across a high number of grants. Conversely, the amounts contributed for grants in the Middle East appear above the global average, but this only represents two grants. Below is a table and chart detailing the differences between grants across USAID Geographic Bureaus.

FY 2016 Average Sources of Resource Mobilization for SPA Grant Projects by USAID Geographic Bureau						
USAID Bureau	Africa	Asia	Europe and Eurasia	Latin America and the Caribbean	Middle East	Global Average
Average Total Cost of SPA Grant Project	\$3,897.15	\$4,582.26	\$4,125.19	\$5,834.05	\$5,847.36	\$4,371.05
Average SPA Grant Funds	\$2,903.50	\$3,731.69	\$3,255.40	\$4,230.81	\$3,561.10	\$3,349.94
Percent Grant Funds	61%	59%	65%	57%	61%	61%
Average Local Community Contribution	\$1,811.67	\$2,380.95	\$1,740.25	\$3,019.75	\$2,286.26	\$2,080.75
Percent Local Community	38%	38%	35%	41%	39%	38%
Average Third Party Contribution	\$14.39	\$185.53	\$33.53	\$203.55	\$0.00	\$80.98
Percent Third Party	0%	3%	1%	3%	0%	1%

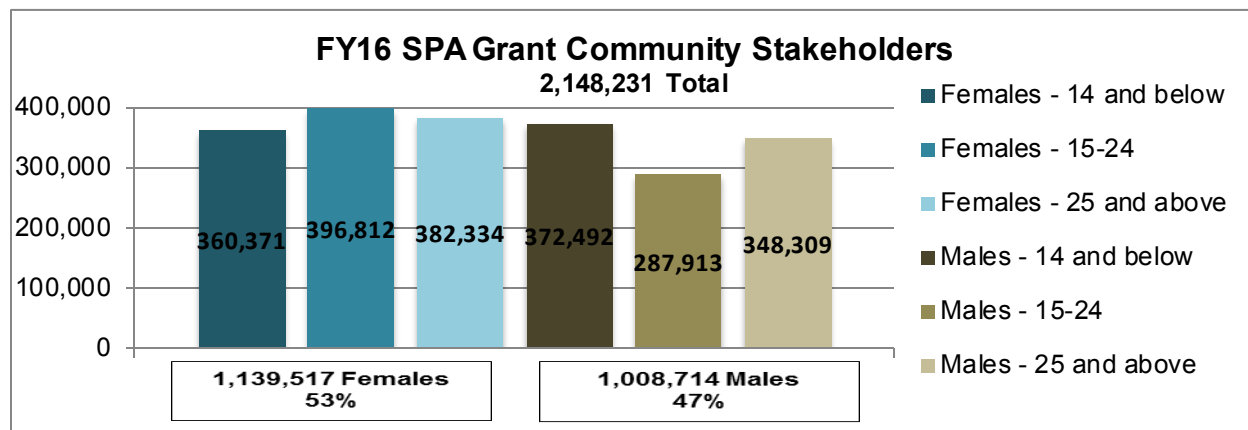
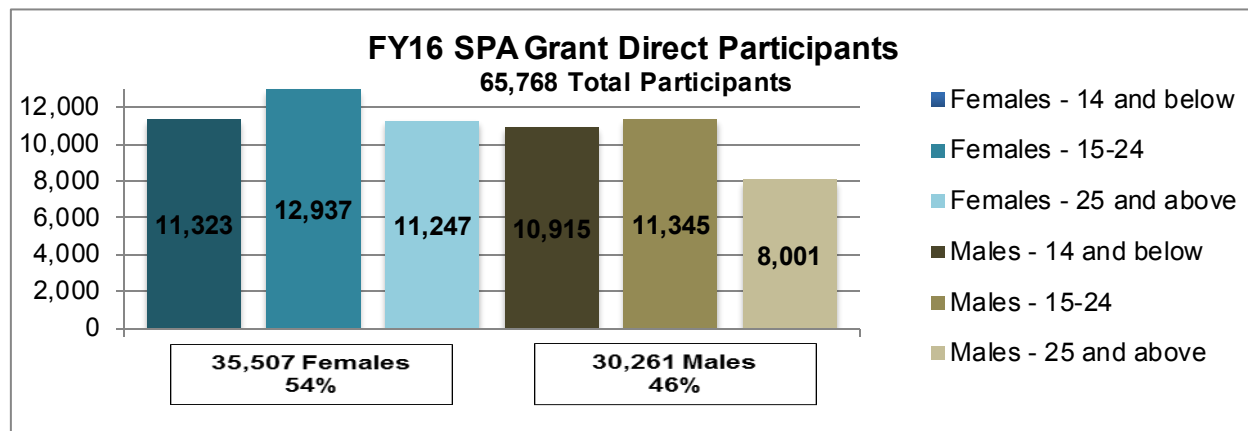


Distribution of Direct Participants and Community Stakeholders of SPA Grants

The SPA Program is able to measure impact beyond the top line numbers of activities and funds spent—to examine the number of direct participants and community stakeholders from grants. As part of the larger Peace Corps Small Grants Program, SPA grants require reporting on the number of direct participants and community stakeholders for each grant. Specifically, there are two gender disaggregated indicators. Direct participants are measured by: “community members directly involved in the design and implementation of the project, including those who attend trainings or workshops.” Indirect community stakeholder numbers are captured through: “community members who benefit from the project’s outcome, but did not directly participate in implementation.” Community stakeholder numbers are not included in those counted above (direct participants).

These important numbers allow for the capture of impact beyond what the Standard Foreign Assistance Framework indicators can capture. SPA projects often work closely with a few individuals for an immediate impact, which then triggers the extension of project benefits beyond the initial participant pool. Comprehensive reporting on these indicators provides standard measures across all grant projects, regardless of the funding Program Element.

In FY 2016, each of the 539 SPA grants reported on these indicators to document community involvement in project design, implementation, and success. A total of 65,768 community members directly participated in SPA grants; this is an average of 123 community members per grant project. Slightly more females were direct participants than males. This gender skew is also seen in the number of community members—2,148,231—deriving an indirect benefit from FY 2016 SPA grants. The average SPA grant reached 3,986 community stakeholders. Totaling SPA grant direct participants and community stakeholders reveals the full picture of impact; 2,213,999 community members were affected through FY 2016 SPA grant projects.



Data Collection, Analysis and Quality

Data Sources

Information for this report came from a limited number of sources. First, all financial data was derived from Peace Corps' financial system. Peace Corps Posts enter and track obligations for SPA grants, training activities and program support costs in this system. Financial data for this report was obtained from the year-end close FY16 September report, which indicates all expenses obligated in the FY16 budget year. These numbers differ from quarterly billing sent to USAID/Washington, which include liquidations across multiple budget years. See Appendix 4 for a full financial accounting of the FY16 SPA Program.

The other main source of data for this report was Peace Corps' grant management system, Peace Corps Grants Online (PCGO).³ This database houses the qualitative and quantitative data contained within SPA grant application and completion reports, as well as information on SPA training activities and program support activities. Every SPA-funded activity documented within PCGO is tied to a Program Element and the associated Foreign Assistance Framework indicators. Grant narratives, indicators, and non-grant budget data, including community and third party contributions, from PCGO were used to develop the vignettes within the Foreign Assistance Framework Highlights sections and to provide additional data to the SPA financial report in Appendix 4. Vignettes and other report sections were also informed by Post-level Mid-Year and End of Year FY 2016 Reports, and in limited circumstances, from additional reporting and support by Small Grants Coordinators upon request.

In a few cases, the data for this report is purposely limited. Appendix 3 does not contain the custom indicators agreed upon between individual USAID Missions and Peace Corps Posts; this data, where applicable, should be included in Post-level semi-annual reports, which can be made available by Peace Corps/Washington to USAID/Washington upon request. An example of these may be seen in Appendix 6, which contains examples of Post-level reports that include supplementary indicator reporting.

Data Review and Collection

Each of the data sources for this report are reviewed and collected through different processes. Financial data from Peace Corps' financial system is monitored on a weekly and quarterly basis. The Peace Corps' Office of the Chief Financial Officer (OCFO) helps ensure any necessary accounting adjustments are completed on a quarterly basis.

Data review and collection within PCGO is an iterative process. All grant applications reports are written by Volunteers and local community members; grant applications are often reviewed by multiple Post-level staff (which may include a Small Grants Coordinator, a Director of Programming and Training, a Sector Specialist, a Financial Specialists, and/or the Country Director) before review by Peace Corps/Washington staff. Upon funding and implementation, PCGO allows for the entry of completion narratives, final indicators, and budget. Grant closure is expected within three months of a project's end date to facilitate full reporting and collection of reports, including receipts for expenditures. As with grant applications, grant completion reports may be reviewed by multiple Post staff before full closure by Peace Corps/Washington staff. Similar to grants, training and program support activities are managed in PCGO. However, these are developed by Post staff and have an extended review at Peace Corps/Washington. After Peace Corps/Washington SPA Program staff review training and program support requests for SPA Program compliance, they are also reviewed by the respective Peace Corps/Washington Regional office to ensure coherence with the total Post-level training proposal and support requests. After obtaining full Peace Corps/Washington approval, Posts must submit their training and program support requests to their respective USAID Missions. This multi-level review

³ See "Management of TADs and PSDs in Peace Corps Grants Online" below for more detailed information.

process ensures that training and program support activities are aligned with Peace Corps and USAID priorities. Post staff also submit completion information for both training and program support activities; this information is reviewed by Peace Corps/Washington staff before closure.

Data Quality

Peace Corps/Washington takes the commitment to data quality seriously. Improving the data quality of the SPA Program is aligned with a larger agency-wide initiative to improve data quality. The development and deployment of a number of monitoring and evaluation tools for Posts by Peace Corps' Overseas Programming and Training Support (OPATS) Office has boosted Post-level access to standardized resources and tools; a shared understanding and approach to a common Theory of Change provides benefits for the SPA Program. Additionally, the presence of Monitoring and Evaluation Specialists at nearly every Post also benefits the SPA Program; in some cases these individuals are also the Small Grants Coordinators or work closely with Post-level grants program to ensure monitoring and evaluation training and consistency.

The Peace Corps/Washington SPA staff continue to focus on improving the data quality of the program through a number of steps. Peace Corps/Washington SPA Program staff collaborate very closely with the OPATS Office to ensure that the small grants monitoring and evaluation guidance is aligned with the broader agency's approach; this alignment ensures that any gains made in the broader agency's monitoring and evaluation impact also easily connect to the SPA Program. As a more immediate measure, Peace Corps/Washington SPA staff specifically review the intended indicators for grants, training activities, and program support activities documented within PCGO; this reduces under-reporting and supports Post-level efforts to increase data quality. Also, of note is an automated data quality control technique. As a means of data quality control, Volunteers and Posts are only able to access Program Elements for which Posts have active funding; this reduces the possibility of Volunteers and Posts applying for and reporting on Program Elements in which they lack funding and ensures closer connection between PCGO and Peace Corps' financial system. The reporting on the full range of SPA activities (grants, training activities, and program support) within PCGO facilitates seamless data compilation and analysis, which can be used to identify data anomalies requiring adjustment and correction. Additionally, Peace Corps/Washington SPA staff are also responsive to Post-level inquiries requesting additional tools and resources.

Program Changes

FY 2016 Program Enhancements

In FY 2016, three major changes to the SPA program increased its effectiveness through better management and guidance. A major enhancement was the full transition to a single grants management system for all SPA Program components—grants, training activities, and program support. This single platform multiplied the impact of a comprehensive indicator review held at the end of FY 2015. The SPA program was also improved through the development and selective distribution of clear, actionable guidance on water projects.

Management of Training and Program Support Requests in Peace Corps Grants Online (PCGO)

FY 2016 marked the first year for full reporting of SPA Training Activity Descriptions (TADs) and Program Support Descriptions (PSDs) in Peace Corps' web-based grants management system, PCGO. To prepare for this transition, the Peace Corps/Washington SPA staff developed a step-by-step guide for post staff. Six Small Grants Coordinators from across Peace Corps' three Regions tested the process and the guide to minimize any errors in the guide before a global rollout. For posts with low bandwidth or the need to include multiple staff in reporting, Peace Corps/Washington also developed and distributed a traditional Excel-based reporting form that could be uploaded by Peace Corps/Washington to PCGO.

While FY 2015 data for TADs was entered into PCGO, the TADs were not actively managed in PCGO; the FY 2016 transition to full monitoring and reporting on TADs and PSDs through PCGO enhances Peace Corps/Washington and Posts management of these activities in several ways. Revisions made within the system are immediately visible to both parties, limiting potential versioning errors. Post staff also receive immediate and automated messages when statuses have changed, reducing any lag time in communication. Finally, Peace Corps/Washington can more easily track and remind Posts about overdue completion reports from TADs and PSDs.

The full shift to PCGO for SPA program management also enhances Peace Corps' ability for more strategic SPA program development. Storing completion information for SPA grants, TADs, and PSDs in a centralized location for Posts and Peace Corps/Washington reduces barriers to timely acquisition of SPA data within a single dataset. This enables full SPA program monitoring and evaluation—both at the Post-level and Peace Corps/Washington-level.

Comprehensive Indicator Review

At the end of FY 2015, Peace Corps/Washington evaluated the Foreign Assistance Framework indicators entered into PCGO. This comprehensive review for redundancies, outdated indicators, and typos resulted in the elimination of 411 incorrect indicator metrics. The previous database used for SPA grants, TADs, and PSDs, had limited functionality for such a broad review. Comprehensive updates to the indicators in FY 2016 streamlined reporting on the behalf of Volunteers and post staff, enhanced Peace Corps/Washington ability to report standardized indicators across posts, and created a momentum for annual indicator reviews.

Updated Guidance for Water Projects

In 2013, a former iteration of the Peace Corps/Washington SPA staff wrote guidance within the Peace Corps Small Grants Handbook severely prohibiting the ability of SPA funds to be used for water guidance. This was done out of an abundance of caution following a highly critical review by USAID of Peace Corps' Feed the Future programming in West Africa. However, this prohibition was not uniformly applied and also ignored the tremendous potential impact of SPA funds on clean water and sanitation in communities with few other external resources. As a result, beginning in 2015, the current Peace Corps/Washington SPA staff began to research and devise better guidance based on actual USAID guidelines. The clear guidance provides a documented way for Volunteers to work with communities to ensure that water resulting from a SPA project meets USAID standards; the guidance can easily be

applied across multiple types of water projects and reduces the liability for Peace Corps and USAID to fund such projects. While a full rollout of the guidance will come in 2017 with the latest Peace Corps Small Grants Handbook, the Peace Corps/Washington SPA staff has made it available as needed for applicable projects, allowing meaningful development work to proceed and to inform refinement of the guidance. For an example, see the Vanuatu vignette featured under Program Element 4.8.2 of [the Environment Area of the Foreign Assistance Framework Highlights section](#).

Improved Support for Post-Level Reporting

The SPA IV Agreement requires that each year a Post participating in the SPA program provide a mid-year and end-of year report to the supporting USAID Mission and the Peace Corps/Washington SPA Program. Peace Corps/Washington has always provided a generic template—based off of the outline in the SPA IV Inception Agreement—ahead of reporting deadlines and has provided customized feedback to each Post. While a general template allows for necessary customization at the Post-level, it also produced reports highly variable in quality.

In FY 2016, Peace Corps/Washington staff distributed several important tools for enhanced reporting. First, the standard End of Year Report Template was built out to provide additional suggestions on impactful points to include in reports. Additionally, using Peace Corps/Armenia's report, along with others, Peace Corps/Washington developed a *Writing Compelling SPA Reports* session to deliver to grant coordinators to help improve submissions to their Missions. This session was piloted at the [EMA Small Grants Coordinators Workshop](#) and received excellent evaluation scores, an average of 4.63 out of a 1 (low) to 5 (high) scale of effectiveness. In late August, the extended template and a link to the session content were distributed to all SPA posts ahead of the Oct 31st reporting deadline. Further, critical guides and training videos on how to roll-up indicator values and pull data reports from PCGO were provided by the Peace Corps/Washington PCGO staff to all SPA posts throughout the year. Appendix 6 contains examples of the high-quality FY16 End of Year Reports produced after these additional resources were made available.

Financial Data Driven Guidance

Since the beginning of the SPA IV Agreement, Peace Corps/Washington has communicated best practices for negotiating with USAID. Similarly, Peace Corps/Washington has worked with Posts to troubleshoot project payment and financial management issues. However decisions about how much funding to ask for, and under which Program Element were made at Post.

With nearly four years of data in the Peace Corps' financial systems, FY 2016 is the first year Peace Corps/Washington crafted Post-specific negotiation guidance based on available funds and historical utilization rates. While Peace Corps/Washington has no control over the resources available from each USAID Mission, the intended result is that Posts request funds they are able to completely spend before the end of the Agreement.

Additionally, Peace Corps/Washington in FY 2016 has built on past practices and to utilize financial data at a more granular level than in the past to respond to financial management issues. Beyond weekly budget tracking by Program Element and fund year, Peace Corps/Washington has updated low balance notifications to include specific resolutions and steps forward. Reducing uncertainty and offering new funds, even before Posts realize they need them, has helped the Peace Corps reach higher spending levels than ever before in the SPA IV Agreement.

Peace Corps Posts Participating in the SPA Program

While the total number of posts participating in the SPA program has remained relatively constant over the past couple of years, there is always variation in the specific Posts participating. Posts may be suspended or closed due to issues impacting the health and/or security of Volunteers. In other cases, participation in the SPA program is driven by the programmatic and geographic overlap between Missions and Posts that facilitate a SPA program. In FY 2016, seven Posts closed or suspended their SPA programs, while SPA programs were launched in three new countries.

SPA Program Closures:

- **Peace Corps/Jordan** was suspended January, 2016. Two training activities were funded in early FY 2016 for youth and former Volunteer counterparts; the development of Facebook pages for these groups facilitates continued engagement and networking among participants. All SPA-related reporting and financial reconciliation was completed before the post was suspended.
- **Peace Corps/El Salvador** suspended its programming in January, 2016, due to escalating local violence. Post staff worked with Volunteers to close and reconcile as many grants as possible before Volunteers left the country. The few remaining open grants were closed before Peace Corps/El Salvador officially closed in June, 2016.
- **Peace Corps/Mali** was scheduled to re-join the SPA program in FY 2016. However, Peace Corps/Mali was suspended in November 2015; their funds were removed from the respective SPA IV Modification so that Peace Corps/Mali never received SPA funds nor officially re-launched its SPA program.
- **Peace Corps/Mongolia** joined the SPA Program in FY 2015 and spent all of those funds by the end of FY 2016. This past year, Post supported 2 SPA grants and one program support cost. This Post-level initiative utilized all remaining funds (~\$314.00) to produce and distribute 500 copies of a manual (developed via a FY 2015 SPA grant) to additional Volunteers and counterparts on implementing disability awareness and inclusion trainings. Without a USAID Mission to refresh funding, Peace Corps/Mongolia closed its SPA program at the end of FY 2016.
- **Peace Corps/Sierra Leone, Peace Corps/The Gambia, and Peace Corps/Togo** all closed their SPA Programs with the arrival FY 2016. All of these Peace Corps posts participated in the SPA Program solely through West Africa Regional Funds. The detailed end balance of these funds was included in the "FY 2015 SPA Annual Report to USAID." Peace Corps' Office of the Chief Financial Officer (OCFO) determined that these balances were of too low value to rollover in the financial systems at the end of FY 2015. In FY 2016, post staff worked with PCVs to close all SPA grants initiated in previous fiscal years. With no active SPA funding, these posts closed their SPA programs at the end of FY 2015.

Posts Entering the SPA Program:

- **Peace Corps/Indonesia** joined the SPA program in FY 2016 with new funding in 3.2.2 Higher Education. Unfortunately, funding was not widely utilized in FY 2016 due to timing issues; funding arrived just as Peace Corps/Indonesia received a training input and then Islamic holidays complicated the timing of project design and approval. Several SPA grants were approved, but not funded, in the last week of FY16. The Small Grants Coordinator attended the EMA Small Grants Coordinators Workshop and received training on SPA-specific content; Peace Corps/Indonesia is well-positioned to have a strong SPA program in FY 2017.
- **Peace Corps/Timor Leste** joined the SPA program in FY 2016 and began to use its 4.6.1 Business Enabling funding in late FY 2016 to host the Post's first Small Grants Committee, which resulted in approval of several SPA grants (to be funded in FY 2017). The new Small Grants Coordinator also attended the FY 2016 EMA Small Grants Coordinators Workshop and participated in the SPA-specific sessions. Peace Corps/Timor Leste has planned several SPA-funded activities in FY 2017 and will likely support numerous high-impact SPA grants.

- Peace Corps/Micronesia expanded its SPA program in FY 2016 by accepting funds designated for the country of **Palau**, in which Peace Corps/Micronesia operates. The funds arrived in May, 2016 and no grants were funded in the remaining portion of FY 2016. Peace Corps/Micronesia was extremely understaffed in FY 2016—with the Small Grants Coordinator covering several highly-critical positions—but is expected to be back to full staff capacity in FY 2017 and able to provide more support for Volunteers' grants projects.

Foreign Assistance Framework and Highlights

In FY 2016, Peace Corps posts had access to funding in 20 different Program Elements linked with the Foreign Assistance Framework. Of these 23, 19 had activities completed on them. This section describes those activities (grants, training activities, and program support activities) by Program Area and Program Element, the Peace Corps Posts that had access to this funding, and one to two vignettes including photos. Indicator data for the aggregate activities completed under each Program element is contained in Appendix 3.

Objective: Peace and Security

Program Area: Transnational Crime

Program Element: Trafficking-in-Persons and Migrant Smuggling, 1.5.3⁴

Number of Activities: 2 grants, 0 training activities, 0 program support activities

Countries: Cambodia

The SPA program funded two small grants projects in FY 2016 under the Trafficking-in-Persons and Migrant Smuggling Program Element. These activities took place in Asia. Projects focused on providing training and resources related to preventing human trafficking, including: empowerment, alternative livelihoods promotion, skills acquisition, and capacity-building for community resource centers. Projects were focused on the development and dissemination of after-school programs targeting at-risk youth.

Vignette

In **Cambodia**⁵, a Volunteer accessed SPA funding to hold a series of community-wide workshop on the importance of educating children. The first workshop was focused on teachers and facilitated by a staff member from a local NGO focused on teacher attendance and strategies for keeping kids in school. The remaining workshops were held in a community with a historically high migration rate, driven in part by high dropout rates and lack of meaningful employment for community youth. By the end of the workshops, 113 parents could identify three beneficial reasons for their children to continue education and teachers re-envisioned themselves as agents of change within their communities. The total project cost \$4,027; \$1,030 was provided by the local community included the workshop venues and teacher organizing labor. Grant funds of \$2,997 was used to pay for the facilitator for the teacher training, rental of sound and seating equipment for the community workshops, and other school-related materials.



⁴ Per agreement between Post and Mission, all activities reported on custom indicators for this Program Element; these custom indicators are not included in Appendix 3.

⁵ SP-16-303-007

Objective: Governing Justly and Democratically

Program Area: Good Governance

Program Element: Local Government and Decentralization, 2.2.3

Number of Activities: 0 grants, 1 training activity, and 1 program support activity

Countries: Guatemala

Description

The SPA program funded one training activity and one program support activity on this program element in FY 2016. The activities took place in Latin America. Funded activities were focused on providing Volunteers and Counterparts the empowering knowledge and skills needed to promote citizen-led initiatives, coalition-building, and project management.

Vignette

Peace Corps/Guatemala⁶ used funding in this program element to support a “Project Design, Management and Leadership” training. Peace Corps/Guatemala received this funding mid-FY 2016, after not having access to this program element since FY 2013. Using the funding to host this training allowed the Post to strongly reintroduce the connection of Local Government and Decentralization with the Post’s programming of Youth Development. At this training, 20 Volunteers were accompanied by 43 counterparts and were trained on project development and management, as well as tools to promote inclusive development and strategies to demonstrate leadership.



Program Element: Anti-Corruption Reforms, 2.2.4

Number of Activities: 2 grants, 0 training activities, and 1 program support activity

Countries: Mongolia

The SPA program funded two small grant projects and one program support activity in FY 2016 under the Anti-Corruption Reforms Program Element. These activities took place in Asia. Projects focused on providing training and resources related to good governance, including: leadership, critical thinking, consensus building, and equity and inclusiveness. Projects included empowering trainings and related material development for marginalized nomadic populations to foster greater self-advocacy.

⁶ TAD-16-520-003

Vignettes

In **Mongolia**⁷, a group of seven Volunteers implemented a multi-level project focused on the culture of dormitories housing the children of nomadic herders. To implement this project, a student leadership team formed to better connect students and staff. A two-day Dormitory Student Leadership Conference brought together dormitory students, school staff, and parents to foster parent-involvement, to develop leadership skills, and to foster collaboration with all of the stakeholders from five communities. The project also created a “mailbox system” for information sharing between staff, students, and nomadic parents; project participants will stay connected through monthly newsletters. Finally, the project also strove to document lessons learned via the writing and distribution of a dual-language manual. Grant funds of \$1,832.91 funded materials needed for the mailboxes and newsletters and covered conference participant travel and lodging. \$1,617 in community contribution included a conference venue, development and translation of the manual, and other conference materials.



Peace Corps/Mongolia⁸ utilized the remaining balance of their SPA funds to support the reproduction and distribution of a manual developed via a FY 2015 SPA grant⁹. The “Happy Center” Manual promotes integration of disabled youth into Mongolian society and reduction of the stigma and isolation they experience. In this program, disabled youth meet regularly with partners who are able-bodied youth in order to do activities (music lessons, English classes, art projects) and take field trips together. These activities include lessons on life skills such as empathy and inclusion of others and focus on how differently-abled citizens have important contributions to society. Peace Corps/Mongolia used \$322 of their SPA funds to supplement the \$742 in Post funds to print 500 of these manuals for distribution to Education Departments and Youth Development Centers in all 21 Mongolian provinces.

⁷ SP-16-309-001

⁸ PSD-16-309-001

⁹ SP-15-309-003

Objective: Governing Justly and Democratically

Program Area: Civil Society

Program Element: Civic Participation, 2.4.1

Number of Activities: 125 grants, 16 training activities, 4 program support activities

Countries: Albania, Armenia, Georgia, Macedonia, Moldova, Morocco, Ukraine

The SPA program funded 125 small grant projects, 16 training activities, and 4 program support activities in FY 2016 under the Civic Participation Program Element. These activities took place in Europe and Eurasia and the Middle East. Through these activities, Volunteers and their communities trained and educated individuals in civic education, organizational capacity, and leadership; activities also assisted civil society organizations in improving internal organizational capacity. Projects included establishing community and youth centers, implementing youth development programs, improving community-based service delivery mechanisms, and providing innovative vocation training.

Vignettes

In **Georgia**¹⁰, a Volunteer, working very closely with a group of English teachers, established the first English Resource Room in a 165 year old public school. Computer and projector equipment was procured, teachers were trained on the equipment (including cybersecurity and basic use), and a rotational schedule was developed so that all 900 students could benefit from the new resources. The project's impacts were multiplied when the teachers used the new technology to establish a Facebook group for English teachers from all of schools within the community; the group allows the teachers to directly share ideas and lesson plans on teaching English. Importantly, the community members recognized their ownership in the success of the project, as demonstrated by this quote: "The English teachers and School Director learned a lot about project design and management. It was the first time we, as English teachers, had ever completed a project of this scale and were very proud with what we accomplished. At last our dream has been fulfilled and our students will be able to use modern technologies in order to gain knowledge and useful skills in the English language." Grant funds of \$2,500 were used to purchase laptops, whiteboards, speakers, projector equipment and paid for labor to rehabilitate the room; the community contributed 57% of the total project cost with donations of basic English resources and student desks.



¹⁰ SP-16-242-002

Peace Corps/Albania¹¹ used SPA funding to support three Project Design and Management trainings to Volunteers and counterparts working in three different sectors. A total of 118 individuals—including currently serving Volunteers and their local counterparts—were trained for a total of \$19,273 USD. \$9,688 in SPA funds were used to cover transportation and lodging of workshop participants. The local counterparts included 65 local service providers from schools, local government entities, NGOs and other community-based organizations. Peace Corps/Albania facilitated the trainings, which were meant to create a shared understanding of the requisite concepts, strategies and skills necessary for strong project design and management—including best practices on incorporating community needs and involvement in projects. The impact of the training will extend beyond the initial training. Participants were provided with handouts and other resources for reference as they work on projects and also to replicate the training within local communities. Additionally, at the training, the Volunteer and Counterpart teams drafted project proposals, several of which have evolved into SPA grant applications.



Peace Corps/Ukraine¹² utilized SPA program support funds to strengthen SPA program implementation and development. In conjunction with the USAID/Ukraine representative, the Post's SPA Coordinator traveled to six SPA sites. Of these sites, two sites had active SPA grant projects being implemented; the SPA Coordinator provided on-demand support to Volunteers and Counterparts in trouble-shooting project issues. The remaining sites visited were former project sites in remote locations where the Peace Corps and USAID representatives were able to evaluate the durability of project outcomes. At each site, the SPA Coordinator facilitated two and half hour round-table discussions of project participants; a total of 38 community members were interviewed. The results of these discussions were filed with the appropriate grant files in Peace Corps' grants management system. Overall results of this trip inform future Peace Corps/Ukraine training to Volunteers and Counterparts on grants and technical approaches to projects; these trips also enlighten USAID/Ukraine programming, as the USAID liaison converted the lessons learned of the trip to inform a new USAID/Ukraine initiative of small rural school reform. SPA funds totaling \$635 were used to cover food and lodging of staff members and the driver during this trip.

¹¹ TAD-16-304-001, TAD-16-304-002, TAD-16-304-003

¹² PSD-16-343-003

Objective: Investing in People

Program Area: Health

Program Element: HIV/AIDS, 3.1.1

Number of Activities: 0 grants, 0 training activities, 0 program support activities

Countries: Guinea

No activities were funded under this program element in FY 2016; Peace Corps/Guinea continues to re-establish its full small grants program following the return of Volunteers in FY 2016.

Program Element: Malaria, 3.1.3


Number of Activities: 34 grants, 17 training activities, 10 program support activities

Countries: Benin, Ghana, Guinea, Liberia, Madagascar, Malawi, Mozambique, Rwanda, Senegal, Tanzania, Uganda, Zambia

The SPA program funded 34 small grant projects, 17 training activities, and 10 program support activities in FY 2016 under the Malaria Program Element and took place in Africa. Activities in this Program Element focused on behavior change, information dissemination, training for health care workers, medical personnel and community workers. Projects included awareness raising and prevention activities at schools, sewing and distribution of mosquito nets, trainings of trainers, and rapid malaria testing and treatment projects.

Vignette¹³

Thirteen Volunteers and their Counterparts in the northern region of **Zambia**¹⁴ utilized SPA grant funding to implement malaria prevention work in remote villages. Despite a 2014 national mosquito net distribution, these remote areas continued to experience a high incidence of malaria. The group of Volunteers and Counterparts organized to implement similar activities to ensure consistent messaging to the total 600 community members. Workshop sessions, in the local languages, focused on the pathways of malaria transmission and prevention. To reinforce this knowledge, in nine of the villages, murals (representing malaria transmission, prevention, and treatment) were created on communal spaces—an important reference point for non-literate community members. Additionally, workshop sessions included a two-hour training on bed net beautification, as a way to promote bed net care and a possible income-generating activity. SPA grant funds of \$2,192 were used to purchase and mural and bed net beautification supplies. The community contribution was valued at \$1,487.50 and included local language facilitation of trainings and training venues.



¹³ Additional illustrative 3.1.3 Malaria activity is described in other sections of this report (“Program Activities: Stomping Out Malaria” and in Senegal’s portion of Appendix 6).

¹⁴ SP-16-611-006

Program Element: Maternal and Child Health, 3.1.6

Number of Activities: 43 grants, 5 training activities, 2 program support activities

Countries: Benin, Cambodia, Guatemala, Guinea, Madagascar, Malawi, Philippines, Rwanda, Tanzania, Zambia

The SPA program funded 43 small grant projects, five training activities, and two program support activities in FY 2016 under the Maternal and Child Health Program element; these activities took place in Africa, Asia and Latin America. Activities in this Program Element focused on training individuals, mothers and households on child health and nutrition. Projects included household nutritional diversification initiatives, trainings on hygienic food production, improving access to safe water sources, and youth empowerment as a means of preventing early marriage/pregnancy.

Vignette

With support of a SPA grant, a Volunteer in **Malawi**¹⁵, in conjunction with a local health center and other NGOs, implemented a comprehensive nutritional training of trainers for 60 women with children under five from five remote villages. After constructing an improved cook stove at their first meeting, subsequent meetings featured cooking demonstrations of nutritionally diverse and balanced meals using locally available materials. The facilitators and women also discussed actionable means to improve child nutrition, with a particular focus on the prevention of childhood stunting. The group painted a community mural to assist with dissemination of their knowledge to the broader community. The women have also formed a peer- level network to help reinforce their knowledge and support further community-level interventions. SPA grants funds of \$164 were used to purchase the demonstration cooking materials and supplies, as well as mural supplies. The community contribution of \$62 includes all of the facilitator labor, firewood, and a training venue.



Program Element: Family Planning and Reproductive Health, 3.1.7

Number of Activities: 12 grants, 0 training activities, 0 program support activities

Countries: Benin, Cambodia, Guinea, Senegal, Zambia

The SPA program funded 12 small grant projects in FY 2016 under the Family Planning and Reproductive Health Program Element; these activities took place in Africa. Activities in this Program Element trained non-governmental organizations in providing quality health services focused on training health workers and individuals in family planning approaches and health services. Projects included youth sex education initiatives, youth empowerment camps as a means of prevention of early marriage/pregnancy, and training of local community health workers.

¹⁵ SP-16-614-019

Vignette

In **Senegal**¹⁶, two Volunteers worked with local health officials and a local NGO to implement an after-school reproductive health program in nine conservative rural middle schools. The program reached 365 students in their local language at a lower secondary school. Local work partners took responsibility for teaching all of the content, including highly sensitive subjects in a culturally appropriate manner, to separate groups of male and female students. Topics included anatomy, puberty, conception, HIV/AIDS, STIs, locally available family planning methods, and the harm of early marriage and pregnancy; each day concluded with health staff answering any open-ended questions. In addition to the formal knowledge transfer, the project also helped establish a connection between the students and supportive community-level adults; additionally, the 18 local health staff members are now more comfortable to conduct this outreach to local schools in the future. \$573 in grant funds were used to pay local health worker per diems and transport to the schools, to purchase demonstration and facilitation supplies, and to secure refreshments. Local contributions, valued at \$233, included basic demonstration materials from the local health units and training venues.



Program Element: Water Supply and Sanitation, 3.1.8

Number of Activities: 30 grants, 1 training activity, 0 program support activities

Countries: Ghana, Rwanda, Uganda

The SPA program funded 30 small grant projects and one training activity under the Water Supply and Sanitation Program Element; these activities took place in Africa. Activities in this Program Element focused on improving access to drinking water and sanitation facilities. Projects included the construction of latrines, behavior change seminars, systems, extension of safe waste disposal techniques, camps and Water, Sanitation, and Hand Washing (WASH) campaigns.

Vignettes

A Volunteer in **Rwanda**¹⁷ utilized SPA funding to implement a highly targeted sanitation intervention. Working in coordination with the regional health center, community health workers conducted household level hygiene surveys; this data was combined with monthly health center reports to determine the location of the highest rates of water-borne illness. Within that area, the health center staff selected a village with recurring standing water issues and a target list of 20 households that could benefit the most from the intervention. Local health staff and the Volunteer conducted water hygiene and latrine construction training with the entire village. As a result of this awareness raising and to better safeguard their drinking water, the community decided to expand the project to include two public restrooms at the bus stop, two public dumpsters at the market center, and bathing areas with

¹⁶ SP-16-685-002

¹⁷ SP-16-696-023

adequate waste-water management. A total of \$7,440 in grant funds were used to purchase and transport of building supplies to the village, as well as some basic latrine hygiene supplies. Local community contributions, valued at \$2,828, included local construction materials and labor.



Peace Corps/Ghana¹⁸ used SPA funding to equip 14 Health Volunteers and Counterparts with the knowledge and skills needed to implement water and sanitation (WATSAN) projects in rural communities. The training activity covered community water needs assessments, locally available water solutions and implementation requirements, M&E specific to the WASH sector, best practices for establishing community-level WATSAN committees, and the applicability of grants for the WATSAN sector. Beyond the formal training activity, participants also visited a community with a 10-year functional water borehole and WATSAN committee to learn about sustainability. Peace Corps/Ghana also coordinated with USAID/Ghana to heavily involve a USAID/Ghana WATSAN partner to provide technical support to the training activity and to SPA grants. SPA funding, totaling \$4,705 was used to cover transportation, food, and lodging of the training activity participants, as well as some of the facilitation supplies. Post supplemented SPA funding with \$445 in appropriated funding to cover local staff costs related to the training activity.

Program Element: Nutrition, 3.1.9

Number of Activities: 5 grants, 0 training activities, 0 program support activities

Countries: Ghana, Zambia

The SPA program funded five small grant projects in FY 2016 under the Nutrition Program Element; these activities took place in Africa. Activities in this Program Element focused on improving health facilities and training on health and nutrition. Projects included the support for aquaculture development, initiatives to support household nutritional diversification, and training of community health workers on locally-available nutritional interventions.

¹⁸ TAD-16-641-001

Vignette

In **Zambia**¹⁹, a Volunteer utilized a SPA grant to help introduce non-traditional crops into a community garden. The sixty plot holders expressed interest in diversifying production for home consumption, but were unwilling to make the investment in seeds and labor unless garden was better protected from livestock. The gardening group planned the grant application and delegated tasks among members. After installing a fence and a drip irrigation system in the garden, forty individuals were taught cultivation techniques for non-traditional crops—including eggplant, peas, broccoli, cauliflower, and carrots—as well as trainings related to cooking these vegetables and the importance of nutritionally diverse diets. Overall, over 80 households were impacted by this project. Grant funds of \$2,422 were used to purchase fencing materials and the non-traditional seeds, while the community contribution (valued at \$925) included local labor and basic garden supplies.



¹⁹ SP-16-611-002

Objective: Investing in People

Program Area: Education

Program Element: Basic Education, 3.2.1

Number of Activities: 75 grants, 12 training activities, 1 program support activity

Countries: Cambodia, Dominican Republic, Eastern Caribbean, El Salvador, Ghana, Guyana, Jamaica, Liberia, Malawi, Morocco, Nicaragua, Peru, Philippines, Rwanda, South Africa, Uganda, Zambia

The SPA program funded 75 small grant projects, 12 training activities, and one program support activity in FY 2016 under the Basic Education Program Element; these activities took place in Africa, Asia, and Latin America. Activities in this Program Element focused on training educators, providing educational materials and tools, non-formal education efforts, and equipping communities and local community Counterparts in literacy interventions. Projects included library establishment and refurbishment, procurement of books and textbooks, and camps and workshops for both teachers and students.

Vignettes

A Volunteer and teachers from a local school in the **Dominican Republic**²⁰ used a SPA grant to establish five schoolroom libraries. The entire rural border community, composed of Dominicans and Haitians, was interested in revamping their school library full of outdated and non-Spanish books, but lacked the external resources to make this possible. The Volunteer and Counterpart assembled a work team of teachers to organize and implement the project. Beyond the purchase, cataloguing, and installation of 600+ books in Spanish at appropriate reading levels within four classrooms and a communal space, the teachers also held interactive lessons to the students on the care of books. Teachers were also provided with training and resources on incorporating reading activities into lesson plans. Two of the school's secretaries volunteered to serve as librarians for the entire school, thereby ensuring the books stay on the school campus. The libraries are so popular with students that the school had to implement library passes to keep students from entering the libraries during classroom instruction times. An unexpected outcome of this grant was the empowerment of the teachers, who now see what working together on large and detail-oriented projects can accomplish. SPA grant funds of \$4,800.14 were used to purchase a majority of the books. The community contribution, valued at \$1,894.53, included cash to purchase some additional books, labor in organizing the books, and shelves for the four classroom libraries.



²⁰ SP-16-517-001

In August, 2016, **Peace Corps/Liberia**²¹ utilized SPA funding to host a two-day Student Friendly Schools workshop, for 51 Education-focused Volunteers and 102 school representatives. Specific topics covered classroom management techniques, introduction of literacy tools, and gender-equitable teaching practices. At the onset of the conversation around gender and school related gender based violence most of the participants did not know what constituted gender based violence and did not think they were doing anything wrong. However, as the training activity went on, most of the school officials realized that some unconscious actions or behaviors had been contributing to drop in the enrollment of students, primarily girls. The training activity also provided participants an understanding of their role as educators in curbing school related gender based violence. At the conclusion of the training activity, Volunteers and respective school representatives developed tailored action plans of extending the knowledge and skills gained throughout their respective schools. SPA funding of \$7,407 was used to pay for the travel expenses of the school officials. All other costs for the training activity were covered by the Post.



Program Element: Higher Education, 3.2.2

Number of Activities: 0 grants, 0 training activities, 0 program support

Countries: Indonesia

No activities were funded under this program element in FY 2016. Funds became available to Peace Corps/Indonesia in late Q2 of FY 2016; however, this coincided with several scheduling obstacles at post. A training activity and several grants are already in the FY 2017 pipeline of activities.

²¹ TAD-16-669-002

Objective: Investing in People
Program Area: Social Services and Protection for Vulnerable Populations

Program Element: Social Services, 3.3.2²²

Number of Activities: 15 grants, 1 training activity, 1 program support activity

Countries: Colombia

The SPA program funded 15 small grant projects, one training activity, and one program support activity in FY 2016 under the Social Services Program Element; these activities took place in Latin America. Activities in this Program Element sought to equip service providers (individuals and organizations) to serve vulnerable individuals or communities. Projects included multi-faceted support for business and workforce trainings for marginalized populations, environmental awareness campaigns, and youth empowerment initiatives.

Vignette

In **Colombia**²³, a Volunteer worked with a community council to use SPA funding to equip and train five volunteer firefighting teams and to develop a community-level response plan to fires. Extremely dry conditions and nearby forest fires made the timely acquisition of these resources critical. Five volunteer firefighter teams, representing five geographical sections of the community, were formed and learned in depth about fire prevention, emergency preparedness, and emergency response techniques. The five volunteer firefighter teams were trained in how to use and maintain the modern firefighting equipment and constructed local sheds to house the equipment throughout the community; the team leaders also devised a community-wide response protocol. Following the training activity, the volunteer firefighter teams extended their knowledge to the community. Each household was also provided with a fire safety infographic, to aid in fire prevention and response; additionally, 190 school children also received training in basic fire prevention and safety. A total of \$4,981 in SPA grant funds were used to purchase modern firefighting equipment and construction materials for the sheds. Community contributions, valued at \$1,807, included donated facilitator labor and local labor for shed construction.



²² All FY16 activities in Colombia used 3.2.2 Social Services indicators, per agreement between Post and Mission. However, the training and program support activities were funded through the 6.1.1 Cross Cutting Program Element.

²³ SP-16-514-011

Objective: Economic Growth
Program Area: Financial Sector

Program Element: Financial Sector Enabling Environment, 4.3.1

Number of Activities: 0 grants, 0 training activities, 0 program support activities

Countries: Guinea

No activities were funded under this program element in FY 2016; Peace Corps/Guinea continues to re-establish its full small grants program following the return of Volunteers in FY 2016 after evacuation of Volunteers due to Ebola.

Objective: Economic Growth
Program Area: Agriculture

Program Element: Agriculture Enabling Environment, 4.5.1

Number of Activities: 2 grants, 0 training activities, 0 program support activities

Countries: Burkina Faso, Cambodia

The SPA program funded two small grant projects in FY 2016 under the Agriculture Enabling Environment Program Element; this activity took place in Asia and was focused on training community members on new technologies and management practices in the agriculture sector. The projects included the building of rural sanitation infrastructure and the development of a school-based garden.

Vignette

In **Cambodia**²⁴, a Volunteer utilized SPA grant funding to rehabilitate a school yard and establish a demonstration garden for the nine communities served by the school. The first phase of the project included cleaning up the school yard and establishing new norms around pollution and littering. The second phase, still active, involves the construction of a garden, following USAID's Harvest Model environmentally-friendly techniques, including composting and natural pesticide production. This construction activity will also serve as an opportunity for extension to the neighboring communities, as well as a learning opportunity for the students. The garden will also be a living resource to the teaching staff to reinforce scientific, environmental, and nutritional educational concepts to the 1,100 students. A total of \$3,482 in SPA grants funds were provided to purchase and transport materials related to garden construction and trash management. The community contribution of construction labor and facilitation is expected to total over \$1,350.



²⁴ SP-16-303-022

Program Element: Agriculture Sector Productivity, 4.5.2

Number of Activities: 80 grants, 5 training activities, 2 program support activities

Countries: Cambodia, Ethiopia, Liberia, Malawi, Nepal, Rwanda, Tanzania, Uganda, Zambia

The SPA program funded 80 small grant projects, five training activities, and two program support activities in FY 2016 under the Agriculture Sector Productivity Program Element; these activities took place in Asia, Africa and Latin America. Activities in this Program Element focused on trainings in business development, improved technologies and efforts to promote and improve food security. Projects included gardening and animal husbandry diversification and trainings, improvement of seed storage techniques and infrastructure, support for the establishment of agribusinesses, and environmental education camps.

Vignette

In **Nepal**²⁵, a Volunteer used SPA grant funding to help a local farmers' organization demonstrate a new cash crop. While the Nepalese government has promoted the cultivation of kiwis for several years, local efforts to date had failed due to poor trellising systems that did not promote rigorous growth. The group wanted to establish model orchards, from which member farmers could learn and obtain future seedlings. However, the costs of purchasing cement and iron rods was too cost prohibitive for the subsistence farmers without external resources; the grant funding made the project a reality. A member of the local agricultural office helped a sub-set of four model farmers secure 29 seedlings. Technical cultivation trainings—including proper trellis construction—were also provided by the government extension agent and the Volunteer. High rates of success after one cultivation season have encouraged the model farmers to expand their plantations, as well as extend resources to members of their own farmers' group and numerous other farmers. Grant funds of \$1,835 were used to purchase and transport trellis materials, as well as pay for specialized construction labor. The community contribution of \$567 included basic construction materials and labor.



²⁵ SP-16-367-006

Objective: Economic Growth

Program Area: Private Sector Competitiveness

Program Element: Business Enabling Environment, 4.6.1

Number of Activities: 0 grants, 0 training activities, 1 program support activity

Countries: Timor Leste

The SPA program funded one program support activity in FY 2016 under the Business Enabling Environment Program Element; this activity took place in Asia. Future work in this area will concentrate on enhancing local business skills, building the capacities of small cooperative groups, and reducing barriers for entrepreneurs to enter the marketplace.

Vignette

Peace Corps/Timor Leste²⁶ used SPA funds to help establish the post-level Small Grants Committee. Peace Corps/Timor Leste has only been open for a few of years and received their first tranche of SPA funding in late Q2 of FY 2016. Thus, this SPA-funded activity proved to be critical to laying the foundation for all future Peace Corps/Timor Leste SPA grants. The Small Grants Coordinator and Director of Programming and Training, and other Post staff met with two Volunteers to establish the small grants committee procedures, and to review, provide feedback, and approve several grants to be funded in FY 2017. Staff also heard directly from Volunteers about their field-based realities of grant development with communities; this essential information will inform future training activities and support to Volunteers and Counterparts on grant project design and development. The \$412 in Program Support SPA funds were used to fund the Volunteers' travel and lodging, as well as reserve a meeting space.

Program Element: Private Sector Capacity, 4.6.2

Number of Activities: 0 grants, 0 training activities, 0 program support activities

Countries: Dominican Republic

No activities were implemented in FY 2016 in this program element. Peace Corps/Dominican Republic plans to utilize these funds in FY 2017 for small grants.

Program Element: Workforce Development, 4.6.3

Number of Activities: 8 grants, 7 training activities, 1 program support activity

Countries: Eastern Caribbean, Guyana, Jordan, Morocco, Nicaragua

The SPA program funded eight small grant projects, seven training activities, and one program support activity in FY 2016 under the Workforce Development Program Element; these activities took place in Latin America and the Middle East. Activities in this Program Element focused on improving technical skills and building capacity of Volunteers' local community Counterparts, community members, institutions and organizations, and youth in preparation and support of employment. Projects included youth empowerment camps, vocational trainings, entrepreneurship conferences, and renovation of community centers and technology resource rooms.

Vignette

A Volunteer, in conjunction with a community library and community action group, in **Eastern Caribbean**²⁷ utilized SPA grant funding to develop and deploy a highly successful workforce preparedness and career development workshop series. The project team worked with the local radio,

²⁶ PSD-16-481-001

²⁷ SP-16-378-001

press, and television media to promote the activity ahead of implementation, as well as during implementation. Guest speakers were invited from the local school's teachers and the local business community. 31 individuals, ages 16-25, participated in each of the four sessions, which respectively covered: computer literacy for job hunting/application, development of strong resumes and cover letters, strengthening of in-person and virtual interview skills, and personal goal setting and decision-making. Topics also helped participants identify how to market past informal work experiences that contributed to transferable skills and could be documented on resumes. Participants took skills assessments to help them identify appropriate areas of work. Each session was followed by optional individualized resume and career coaching. The project team also made a presentation to 150 seniors of a secondary school. An unexpected outcome of the project was the level of new-found self-worth and empowerment that was expressed by the project participants. SPA grant funds of \$4,021.85 were used to pay for workshop participants' travel to the workshop, basic refreshments for participants, basic office supplies, and the purchase, import, and transport of projector and related computer equipment. The community contribution, valued at \$1,672.78 included the venue, use of the library's computer lab, and labor of the specialized speakers and project organizers.



Objective: Economic Growth

Program Area: Environment

Program Element: Natural Resources and Biodiversity, 4.8.1

Number of Activities: 10 grants, 1 training activity, 0 program support activities

Countries: Morocco, Philippines, Peru

The SPA program funded 10 small grant projects, one training activity in FY 2016 under the Natural Resources and Biodiversity Program Element; these activities took place in Asia, Latin America, and the Middle East. Activities in this Program Element focused on training local community Counterparts and communities on natural resource management techniques and the benefits of biodiversity conservation. Projects included technical trainings for tourism cooperatives, supporting data collection at national parks, and establishment of locally-based sound waste and water management systems and processes.

Vignette

A Volunteer in Peru²⁸ is utilizing a SPA grant to build the capacity of a Peruvian conservation Non-Governmental Organization (NGO). The NGO has worked with a local community for three years to raise awareness about the importance of conservation for the endangered Yellow Tailed Woolly Monkey endemic to a nearby forest. As a result, the community had donated 30% of their private land to create a nationally recognized conservation area; however the NGO and community lacked the external resources to make additional work viable. The SPA-funded phase of the project aims to improve community understanding of the park by providing environmental education in schools and to local groups, as well as provide training for newly formed groups of volunteer park guards and official park guards on species monitoring. Lastly, the project will create an illustrated park guide to promote ecotourism of the park. Grant funds of \$8,865.91 were dispersed to fund the development and printing of park guides, purchase and transport of equipment related to species monitoring, and materials needed for the park to support volunteer park rangers. The local community contribution, valued at \$3,483.94, includes the labor of the official park guides, use of official park equipment, and donated time from a trained biologist for training facilitation.



²⁸ SP-16-527-009

Program Element: Clean Productive Environment, 4.8.2

Number of Activities: 59 grants, 20 training activities, 6 program support activities

Countries: Cambodia, Fiji, Guatemala, Jamaica, Mexico, Micronesia, Peru, Philippines, Samoa, Tonga, Vanuatu

The SPA program funded 59 small grant projects, 20 training activities, and six program support activities in FY 2016 under the Clean Productive Environment Program Element; these activities took place in Asia and Latin America. Activities in this Program Element focused on training and improving capacity to address climate change. Projects included establishment of community-based rainwater catchment systems, youth environmental empowerment camps, extension of improved cook stoves, and training and resources for preserving coastal landscapes and resources.

Vignette

In **Vanuatu**²⁹, one SPA grant built critical competencies and working relationships for grant projects throughout the country. The initial aim of the project was to replace a 14-year-old, gravity-fed water source with corroded pipes and a cracked water storage tank with a new and safe water system for a community. The Post's Small Grants Coordinator and Volunteer were provided with one of the earliest versions of the updated SPA Program Water Guidance, due to this grant application. As a result, Peace Corps/Vanuatu's Small Grants Coordinator established a working relationship with the Hydrogeologist of the Vanuatu Department of Rural Water Resources to serve as technical support; this support evolved into the provision of free water testing kits for all SPA-funded water projects in the country. The Volunteer and Village Water Committee also developed a robust Community Water Assurance Plan that has served as an example for other projects worldwide. The project itself navigated shipping delay issues to still install the new system—fashioned out cyclone-resistant grade materials—to provide clean, reliable water source to 50 households within the initial village, as well as households from two small neighboring villages. Grant funds of \$9,713 were used to purchase and transport the supplies for the new system to the remote village. The community contribution—valued at \$3,919—included basic supplies and inter-island transport, as well as labor.



²⁹ SP-16-461-001

Objective: Humanitarian Assistance

Program Area: Disaster Readiness

Program Element: Capacity Building, Preparedness and Planning, 5.2.1

Number of Activities: 1 grant, 0 training activities, 0 program support activities

Countries: Micronesia

The SPA program funded one small grant projects in FY 2016 under the Capacity Building, Preparedness and Planning Program Element; these activities took place in Asia. Activities in this Program Element focused on training individuals, and schools, and communities on the means of preparing cyclone-proof structures. Projects included the refurbishment and expansion of a school-based rainwater harvesting system.

Vignette

In **Micronesia**³⁰, a SPA grant was used to help a school and community recover and prepare for future natural disasters. Super Typhoon Maysak went through the Yap State of the Federated States of Micronesia in April 2015, causing major devastation to the main island and outer islands. Tin houses were completely destroyed, 20 foot boats were easily flipped over, roofs were blown off concrete structures, and a vast majority of major crops on the islands were gone. The government assisted with repairs to the school, including installing six large metal rooftops. A Volunteer worked with the local community and school to seize this opportunity establish a new rainwater harvesting system at the school. The Volunteer worked with students and community members to install 550 feet of new gutters on six rooftops and install six water tanks. The completion of the project not only provided fresh water for the entire island of Falalop, but it gave the students and community members hands-on experience properly constructing and installing a rainwater catchment system, as well as utilizing project management techniques. This training was particularly timely, because during the project's implementation, the community was experiencing a severe drought; the project served as a demonstration of rainwater catchment systems as a natural disaster resiliency strategy. Grant funds of \$9,947 were used to purchase, import, and transport materials. The community contribution, valued at \$8,423, included labor and purchase of locally-available supplies.



³⁰ SP-16-401-001

Objective: Cross Cutting

Program Area: Program Design and Learning

Program Element: Cross Cutting, 6.1.1

Number of Activities: 36 grants, 0 training activities, 1 program support activity

Countries: Colombia, Kosovo, Kyrgyz Republic

The SPA program funded 36 small grant projects and one program support activity in FY 2016 under the Cross Cutting Program Element; these activities took place in Asia, Europe and Eurasia, and Latin America. Activities in this Program Element focused on providing new services to community groups, youth and service providers. Projects included support for entrepreneurial cooperatives, renovation and refurbishment of community centers and schools, women’s empowerment trainings, and extension of municipal water resources.

Vignette³¹

In **Kyrgyz Republic**³², a Volunteer, in close collaboration with a local community center used a SPA grant to facilitate the production of mobility equipment for disabled youth. While the community center had several youth and health-oriented programs, they noticed low participation rates by disabled youth. The project team coordinated with a local manufacturer who was willing to produce the equipment, but who lacked some technical skills and specialized equipment. After the grant funds removed these limitations, the local manufacturer designed three types of three-wheel bicycles. The designs meet the range of needs for disabled children—from body balance issues, limited leg function, and other disabilities. After the first round of prototypes, a total of 10 bikes were assembled and distributed. The mobility bikes are enabling fuller integration of the children into the community and allow once isolated children to more easily connect to the wider world. At the opening ceremony, one parent remarked, “It is not only about our children’s health! Our children gain pride and self-respect in making connections to our community.” The implementing organization is hoping to continue the project in a myriad of ways, including expanding production to include adult mobility bikes. A total of \$2,147 in SPA grant funds were dispersed for obtaining specialized training, the purchase and transport of specialized tools, and basic bike parts for modification. The community contribution, valued at \$807, includes rent and preparation of the manufacturing space and basic manufacturing equipment.



³¹ Additional illustrative 6.1.1 Cross-Cutting activity is described in another section of this report (Kosovo’s portion of Appendix 6).

³² SP-16-307-014

Program Activities

In FY 2016, the SPA Program led or participated in several activities—often in partnership with other stakeholders. These different initiatives allowed the SPA program to leverage additional resources to enhance the SPA Program.

Peace Corps Small Grants Program

The Peace Corps Small Grants Program is comprised of six different grant-making programs, including SPA. The umbrella Peace Corps Small Grants Program provides a means for the six grant programs to provide unified policy and procedures, a single version of staff and Volunteer handbooks, a common grants management system (PCGO), and other tools. Regular meetings and cross-program working groups facilitate regular communication and joint development of common tools and guidance. This level of coordination allows for strategic deployment of human and capital resources at the Peace Corps/Washington level, which reduces the burden on Posts for managing multiple grant programs concurrently and explaining different funding sources to Volunteers and communities. Below is a list of the grant programs, preceded by their respective funding source.

- USAID/Small Project Assistance (SPA)
- USAID/Food Security (FTF)
- USAID/Global Education Framework (GEF)
- OGAC-PEPFAR/Volunteer Activities Support and Training (VAST)
- Private Sector Donations/Peace Corps Partnership Program (PCPP)
- Private Sector Donations/Let Girls Learn (LGL)

As with SPA, not every grant program is available at each Post due to funding and agreement restrictions. Most Posts with SPA Programs also have access to at least two other grant programs.

In FY 2016, as part of the Small Grants Program, Peace Corps/Washington SPA staff engaged in a number of activities to strengthen grants management across posts. First, staff developed and facilitated a session on the Peace Corps Small Grants Program at three different times throughout FY 2016 for Post staff involved in Overseas Staff Training. Additionally, staff were also in developing e-learning content to remotely train new Small Grants Coordinators and Volunteers overseas. The innovative approach combines best practices in the e-learning industry with Peace Corps staff's combined years of training experience. The content presents grants management processes in digestible 5-10 minute videos, each following the narrative of a fictional Volunteer applying for a food security grant. Incremental deployment began in late FY 2016 and, and will continue through FY 2017. Staff were also involved in revising the Staff and Volunteer Small Grants Handbooks; revisions are mainly focused on condensing and clarifying where possible. Editing is continuing into FY 2017.

Peace Corps Grants Online (PCGO)

As previously mentioned, the SPA Program was significantly enhanced in FY 2016 with the deployment of increased functionality for SPA training and program support activities. Preceding this deployment, in late FY 2015, Peace Corps/Washington staff were involved in the testing of the new features and the development of a “How-To” guide. Six self-selecting Small Grants Coordinators from each of Peace Corps' Regions tested the new functionality by following the guide. Feedback from Ukraine, Armenia, Mozambique, Guatemala, Georgia, and the Philippines was used to work out remaining bugs and refine instructions before full deployment in January 2016. The new functionality allows for immediate collaboration between Posts and Peace Corps/Washington SPA staff on training and program support. For instance, during the SPA Operational Planning for FY 2017 that occurred mid-to-end of FY 2016, there were fewer versioning errors (as a result in not emailing Excel workbooks through multiple parties)

and Peace Corps/Washington could easily monitor application development and revision of training and program support activity descriptions.

Peace Corps/Washington SPA staff were also greatly involved in the second half of FY 2016 with the contracting process for PCGO version 2 (V2). The primary update for PCGO V2 is directed at improving access for Volunteers living and working in areas with limited to no internet connectivity. In addition, online application interface will be streamlined and improved for Volunteers who are able to access the internet. This will also ensure that Posts will have greater control and ownership of the upload of grant submissions that were created offline. By reducing upload time of offline submissions, more stakeholders at Posts will be able to provide input to refine grant applications. Further, there are expected to be enhancements to the budgeting functionality, including allowing for reporting on differences in currency rates that result between project initial funding and purchases. Development will proceed in FY 2017.

Small Grants Coordinators Regional Training Workshop- EMA (EMA) Region



Since 2014, Peace Corps has provided in-person training workshop to all Small Grants Coordinators, on a rotational basis through Peace Corps' Regions. Previously, this training workshop was funded strictly through SPA and was only available for SPA Coordinators. Using this new model, Small Grants Coordinators from Peace Corps' Inter America and Pacific and Africa Regions were trained in FY 2014 and FY 2015, respectively, using diverse funding mechanisms. In early Q3 of FY 2016, full funding to train the last remaining Peace Corps Region, Europe, Mediterranean and Asia (EMA), was procured from Peace Corps/Washington appropriated funds connected to the Let Girls Learn Initiative.

Building on the successes and content from the two previous training workshops, a five-day workshop was developed and facilitated in Washington, DC. All but one Post sent a Small Grants Coordinator; Posts with more than one Small Grants Coordinators were encouraged to send multiple representatives. A total of 21 staff members, representing 16 Posts, were trained. Training workshop content and facilitation was provided by Peace Corps/Washington staff, including Peace Corps Small Grants Program team members, PCGO management staff, technical experts from Peace Corps' Office of Programming and Training Support Office (youth development, Monitoring and Evaluation, and coaching Volunteers) and Peace Corps' Office of Communications.

Several measures were taken to increase the effectiveness of the training workshop for EMA Small Grants Coordinators. A needs assessment was developed and disseminated to all of the confirmed participants; this drove insights into content development and customization of sessions. Alternative training workshop tracks were also informed by the needs assessment. Several Small Grants Coordinators that had specialized skills or extensive experience were provided the opportunity to attend other sessions or to connect with other offices with Peace Corps/Washington during basic-level sessions. While most of the sessions were relevant for all of the Small Grants Coordinators, only Small Grants Coordinators with large-value SPA funding available at Post attended SPA-specific sessions. The final component of customization occurred on the last day. A series of optional sessions were developed and deployed concurrently, allowing workshop participants to select a topic where they desired additional support. From the SPA Program perspective, two of these additional sessions carried a high value for

Small Grants Coordinators; one session offered time to go more into depth with PCGO and the other offered a discussion-based exploration of post-level SPA mid and end of year reports.

The training workshop was developed with the following objectives in mind:

- Support post staff capacity to effectively manage small grants programs,
- Provide examples and support for using Peace Corps Grants Online (PCGO),
- Train coordinators to introduce Volunteers and counterparts to small grants program and resources,
- Demonstrate small grants program best practices and foster a peer support network,
- Train coordinators on technics for improved monitoring, reporting, and evaluation of grant programs at post, and
- Offer concurrent grant-specific sessions for individual grant programs such as SPA, LGL, PCPP, or VAST.



Confidential evaluations were completed by participants at the end of each day. The evaluation form provided a space for scoring sessions on a 1 (least effective) to 5 (most effective) scale, as well as providing a space for written feedback. After each day of the training workshop, the core group of facilitators reviewed each of the evaluations to determine if any corrections or adjustments were needed for the following day. Each of these evaluation forms was also entered into a database that allowed for a comprehensive review and analysis. This analysis revealed that this workshop was overall deemed highly effective by workshop participants; while we recognize positivity bias, in most cases, the scores for individual sessions and the average ranking of sessions was the highest reported in the three year training workshop pilot. A complete list of session rankings can be found in Appendix 5.

Considering only sessions where all participants attended, the *Policies & Procedures Jeopardy* was the highest rated session of the second day and overall for the workshop. This session provides a fun and competitive means of exploring complex policy and procedure issues that Small Grants Coordinators encounter in their positions. For workshop days two and three, the highest ranked sessions were both related to interactive PCGO sessions. The highest ranked session of the fourth day was *Leveraging Grant Resources in Zomba*, a discussion-based simulation of different grant-related scenarios in which teams of Small Grants Coordinators developed alternative strategies to effectively solve challenges.

Workshop participants also ranked sessions on usefulness. For sessions that all participants attended, those connected to PCGO were consistently rated as the most useful sessions of the day; these covered troubleshooting common issues when supporting Volunteers working in PCGO, using PCGO to find relevant information, and using PCGO to pull data for reports. The PCGO session dedicated to reporting was the most frequently identified as the most useful session. The session most frequently identified as the least useful was the *Grant Lifecycle and Roles and Responsibilities*; associated comments identified the content as a bit repetitive and too basic. Staff will consider these remarks in future training workshops, although providing a solid foundation of these concepts on the first day of the training workshop to a diverse participant audience is critical.

It is also interesting to examine the rankings of the sessions focused on SPA topics. There were a total of four sessions, one of which was optional, that specifically focused on SPA. The sessions were: *SPA Overview*, *Managing SPA Funds*, *SPA Planning*, and *Writing Compelling SPA Reports* (optional). All of these sessions received high marks by the workshop participants. Of these sessions, the one with the highest ranking of usefulness was the *Managing SPA Funds*. This was the SPA session that the USAID/Washington representative, Zufan Mulugeta, the Program Advisor for the SPA Program, was able to attend. The session actually started with Zufan and Lara Fedorov (Peace Corps/Washington SPA Program Manager) taking questions from SPA Grant Coordinators. From the comments associated with this ranking, we know that the SPA Grant Coordinators highly valued this opportunity to hear directly from USAID/Washington regarding SPA.



As in previous years, each workshop participant was asked to prepare a short presentation on his or her Post's Small Grants Program. Participants presented their practices in relation to Volunteer Training on grants, how their Small Grants Committee is designed and functions at Post, their different grant review and approval processes, and a unique grant success story. These presentations provided all of the participants direct examples of how different posts manage their Small Grants Programs for success. Most often, the principal points of discussion surrounded best practices and challenges Small Grants Coordinators presented to each

other. In several cases, the presenters mentioned Post developed tools and resources that are commonly used; often the audience requested for these tools to be shared. Following the conference, Peace Corps/Washington developed a SharePoint site for these resources to be shared and also observed several email-based conversations that continue to leverage the peer-to-peer network.

Key Outcomes:

- 21 Participants Trained
- 16 Posts Represented³³: Albania, Armenia, Cambodia, China, Georgia, Indonesia, Kosovo, Kyrgyz Republic, Macedonia, Moldova, Mongolia³⁴, Morocco, Nepal, Thailand, Timor Leste, and Ukraine.
- Hands-on training sessions related to PCGO with follow-up guides available for reference
- Presentations by each participating Post that facilitated discussion around best practices
- Network development among Small Grants Coordinators and Peace Corps/Washington staff
- Relevant sessions facilitated by Peace Corps Monitoring and Evaluation technical experts

³³ Non-SPA Posts in FY 2016 that participated in the workshop: China and Thailand.

³⁴ Since Mongolia had effectively obligated all of their SPA funds by the time of the training, Mongolian Small Grants Coordinators did not attend the SPA-specific sessions.

- Delivery of SPA-specific content to enhance post-level management of SPA Programs
- Training workshop content on how to strategically leverage each of the Small Grants Programs

Stomping Out Malaria

Since FY 2012, Peace Corps and USAID have used the SPA Program to transfer funds related to the President's Malaria Initiative. Peace Corps' own initiative, Stomping Out Malaria in Africa, is active throughout sub-Saharan Africa. Of those, 11 countries utilize malaria funding through the SPA program (Benin, Guinea, Liberia, Madagascar, Malawi, Mozambique, Rwanda, Senegal, Tanzania, Uganda, and Zambia). In FY 2016, the SPA program expended \$147,862 towards malaria activities. Of this, \$78,211 was for community-based grants focused on malaria prevention, \$46,411 was used for training Volunteers and Counterparts on malaria activities, and \$23,209 was utilized for otherwise supporting malaria programming. Taking into consideration the \$56,598 value of contributions of communities in malaria-focused SPA grant projects, the total value of Peace Corps' Stomping Out Malaria Initiative supported by SPA in FY 2016 was \$216,750.




The Stomping Out Malaria Initiative has fostered the creation of multiple data collection and malaria monitoring mobile applications. It is often the case that Volunteers and communities turn to the SPA Program for funding of technology and pilots of these apps. In FY 2016, several Posts utilized SPA funding to procure smart technology packages that can support these apps and data collection for several years.

One such post was Peace Corps/Benin; the post expended \$3,540 in SPA Malaria funds to purchase 16 Android smartphones, back-up batteries, protective equipment, and solar chargers. While the Post managed the technology, Volunteers could check out a phone kit for use. The proposal was to support Volunteers and community counterparts to collect and correctly enter real-time data on both bed net distributions and active case detection and treatment (Pro-ACT). This real-time data would allow for community health workers to identify areas of immediate intervention, as well as inform longer-term project development and community engagement.

Volunteers and counterparts were trained on the phone technology, as well as one of the CommCare apps developed previously by Peace Corps/Benin Volunteers. Using a common mobile app ensures robust and standardized data about bed net coverage throughout the country. The app is particularly useful at bed net distribution centers, where community members sign with their fingers on the smartphone before receiving a new net. This data is then used to track the demographics of people provided with nets distributed by Peace Corps/Benin. The publicly published app can be used for several years and modified as needed.

The investment in the smartphones and technology packages creates a platform for future mobile app development and deployment, making responses to the country's malaria burden more nimble and data-informed for numerous years.



OIG Audits and Evaluations

The independent Peace Corps Office of the Inspector General (OIG) works to prevent fraud, waste, abuse, and mismanagement at Peace Corps. Through audits and program evaluations, the OIG identifies areas to improve effectiveness and efficiency of the Peace Corps Agency's operations. Audits are primarily focused on financial integrity, while program evaluations often have a broader review of Peace Corps operations. Three Peace Corps posts were audited by the OIG in FY 2016; only one Peace Corps Post had a programmatic evaluation. Below are short outlines of Post-specific findings that specifically mention small grants. To obtain all Peace Corps OIG reports, see Peace Corps OIG's public website at: <http://www.peacecorps.gov/about/insp/gen/reports/>.

Program Audits

In **Senegal**, the OIG Audit Report³⁵ found that the grant closure process, managed by a former Small Grants Coordinator, did not adequately control for obtaining all final grant receipts and completion reports before Volunteers' departures from Senegal. The report noted that Post has already implemented new controls, as well as better coordination between the new Small Grants Coordinator and voucher examiner.

In **Kyrgyz Republic**, the OIG Audit Report³⁶ did not have any explicit concerns in relation to SPA funds and found no areas of concern regarding grants. While there were isolated instances of irregularities in cash advances and a training contract, it is not clear if any of these were connected to Post's SPA Program.

In **Indonesia**, the OIG Audit Report³⁷ identified delayed recording of Bills of Collection to Volunteers in Peace Corps' financial systems. While this may have included some questionable grant costs, these would not have included SPA grants as the Post's SPA grant program was inactive in 2016.

In **Colombia**³⁸, the OIG Audit Report found that upon the closure of grants, files were not always reconciled at closure to accurately reflect remaining balances. For two out of the eight grants reviewed, Post staff had not checked spending against receipts. It is not clear if any of these grants were SPA grants. The issuance of Bills of Collection for unused grant funds was also found to not be "timely." It was recommended that the Director of Management and Operations establish "adequate internal controls."

The Peace Corps Posts and Peace Corps/Washington concurred with all of the OIG findings related to small grants. Corrective actions have either already been implemented or are in the process of resolution.

³⁵ Peace Corps OIG, *Final Audit Report: Peace Corps/Senegal*, https://s3.amazonaws.com/files.peacecorps.gov/documents/inspector-general/Senegal_Final_Audit_Report_IG-16-04-A_xFYq3ir.pdf

³⁶ Peace Corps OIG, *Final Audit Report: Peace Corps Kyrgyz Republic*, https://s3.amazonaws.com/files.peacecorps.gov/multimedia/pdf/policies/Kyrgyz_Republic_Audit_Final_Report.pdf

³⁷ Peace Corps OIG, *Final Audit Report: Peace Corps Indonesia*, https://s3.amazonaws.com/files.peacecorps.gov/documents/inspector-general/Indonesia_Final_Audit_Report_IG-16-03-A_Cz1wEbX.pdf

³⁸ Peace Corps OIG, *Final Audit Report: Peace Corps Colombia*, https://s3.amazonaws.com/files.peacecorps.gov/documents/inspector-general/Final_Audit_of_Peace_Corps_Colombia_IG-16-05-A_7OVJYcv.pdf

Program Evaluation

In **Rwanda**, the OIG conducted a programmatic evaluation³⁹ which found that the Post's small grants program was well-run with a staff committee assessing each grant application for capacity building and community involvement. The report also noted that "all Volunteers interviewed stated that the grants coordinator was either "supportive" or "very supportive." Grants were specifically identified in the list of the Post's "strong programming elements."

Program Challenges

FY 2016 represents the fourth year of the SPA IV Agreement implementation. As such, few of the challenges outlined below are new, but rather widely known issues that, if possible, require complex solutions. Part of the explanation of the complexity involved is the number of stakeholders influencing the operation of SPA Program—USAID/Washington, USAID Missions, Peace Corps/Washington, and Peace Corps Posts. Efforts to resolve or mitigate these challenges are either planned or have been implemented.

Funding Arrival and Agreement

As in previous years, delayed approval of SPA Modifications continues to negatively impact smooth implementation of the SPA program. As a recurring challenge, numerous Posts have adopted a mitigation strategy of reserving adequate carryover funding to cover their SPA program implementation until mid-fiscal year. However, in FY 2016, the delay in the approval of funds—due to additional review required by USAID and questions from US Congressional members about the Congressional Notification—was more extensive than predicted. While the Peace Corps/ Washington SPA staff communicated updates to all SPA Posts and had all of the Peace Corps systems prepared to quickly make funds available to Posts, the extra delay complicated the timing for several training activities and grants. Posts also undertook additional measures—by severely revising budgets to fund activities strictly through carryover funds, shifting start dates, and comprehensively cultivating a significant grant pipeline—to contend with the extenuating circumstances. Both Peace Corps/Washington and USAID/Washington are hopeful that future approvals of SPA Modifications will be more streamlined.

In FY 2016, a related challenge emerged. The SPA Modification #8 was unique in the volume of differences between the funded Program Elements agreed to in datasheets and the funded program elements entered into the FS-AID database. This is almost surely driven by the delay in full budget authority arriving to Missions, a situation that USAID/Washington has little control over. Missions may believe they have budget authority in one Program Element, but as the deadline to enter funds into the FS-AID database approaches, they find that their remaining budget authority is in a different Program Element. While Posts undoubtedly appreciate Missions providing the same amount of funding, last minute switches in Program Elements can result in the need to modify planned SPA activities. It also impacts the ability of Peace Corps/Washington SPA staff to properly set up Peace Corps' systems before the arrival of funds. To mitigate this impact, Peace Corps/Washington SPA staff members have developed a more refined tracking system to quickly reveal any Program Element changes; Posts are also strongly encouraged to submit updated datasheets as soon as a change is discovered. USAID/Washington's decision to have the negotiation deadline in FY 2017 closer to the deadline of entering data into the FS-AID database should also reduce the occurrence of program element changes.

³⁹ Peace Corps OIG, *Final Country Program Evaluation: Peace Corps Rwanda*, https://s3.amazonaws.com/files.peacecorps.gov/documents/inspector-general/Peace_Corps_Rwanda_-_Final_Evaluation_Report_IG-16-02-E.pdf

Peace Corps/Washington SPA Staff Capacity

In early February, 2016, a staff member managing the SPA financial portfolio transitioned off of the SPA Program. While the position remained backstop by the two remaining staff members, these two staff members also covered irregular, but extensive financial tasks. This transition occurred during a critical time preceding the arrival of SPA Modification #8 funds in Peace Corps' financial system, which required additional staff support. By May, 2016, a new staff member joined the Peace Corps/Washington SPA staff and assumed the SPA financial portfolio tasks.

Staff Transitions at Peace Corps Posts

Changes in staff involved with managing the SPA program at the Post-level can greatly impact the program implementation. Personnel changes in senior-level post staff, such as the Director of Programming and Training and/or the Country Director, can result in significant shifts the direction of a Post's SPA program. For example, a Country Director may choose not to negotiate for new SPA funds due to a perceived notion of complexity. One of the greatest impacts on a post's SPA program results from the transition of Small Grants Coordinators. Since Small Grants Coordinators are often the primary manager SPA programs at the Post level, any transition of staff in this position can cause disruptions. In FY 2017, there were seven changes in Small Grants Coordinators globally; of these, Peace Corps/Washington SPA staff was involved with the onboarding and training of all new Small Grants Coordinators and continue to provide ongoing support and resources for all SPA Posts.

Discrepancies in SPA Accounting

For several years, Peace Corps/Washington and USAID/Washington have been aware of accounting discrepancies between the agencies. Some of this awareness is the result of feedback from Posts and Missions who have different interpretation on the funding pipeline available to Posts. These differences impact the ability of Posts and Missions to accurately negotiate additional funds, as well as impacting the broader SPA Program billing. As noted in previous SPA Annual Reports, this is particularly problematic as the SPA IV Agreement comes to a close. This is due to Peace Corps accounting showing some treasury account symbol (TAS) accounts with a remaining balance and USAID showing these same accounts as fully expended.

In March 2016, Peace Corps/Washington's Office of the Chief Financial Officer conducted a full examination of one of the smallest discrepancies in the SPA Program. The detailed financial data was provided to USAID/Washington and was the subject of a meeting in March, 2016. Following this meeting, the frequency of notices of billing errors to Peace Corps/Washington decreased and USAID noted that they were working to correct the discrepancy internally. Peace Corps/Washington is highly encouraged by the efforts and attention given to this issue in early FY 2017 by USAID's Local Sustainability Office (LS) and the Office of the Chief Financial Officer and looks forward to continued engagement on this matter so as to prevent any negative consequences at the field level and to facilitate a clean closure of the SPA IV Agreement.

Data Quality Improvements

Peace Corps continues to seek means of improving data quality for the SPA Program. The full transition in FY 2016 to one platform, PCGO, for managing all SPA-funded activities has greatly enhanced fuller reporting on activities. Yearly SPA indicator updates are ensuring that posts are viewing the most-up-to-date set of indicators needed for reporting. Additionally, an expanded End of Year Report Template and related resources have increased the capacity of Posts to fully explain their accomplishments to their Missions. However, Peace Corps/Washington remains committed to the development and deployment of additional tools and resources that could enhance data quality at the field level.

SPA IV FY 2013-2018 Looking Forward

As much as FY 2016 was a pivotal year in the SPA Program's evolution, the remaining years of the SPA IV Agreement will undoubtedly be full of activities critical to the strong closure of the agreement. In late FY 2016/early FY 2017, Peace Corps/Washington and USAID/Washington concurred on an extension of the SPA IV Agreement through FY 2018 and provided guidance on this to both USAID Missions and Peace Corps Posts. Several key details regarding the extension will be refined in early FY 2017 and will require updates to the field. The SPA IV Agreement-mandated evaluation of the global SPA Program is planned to be primarily executed in FY 2017. This will require close coordination of USAID/Washington and Peace Corps/Washington. The results from this evaluation will inform the negotiation of a new SPA V Agreement.

The type of funds included in the SPA Modification #10 will also require additional support in FY 2017, which will be available to Posts in Spring 2017. In several cases, the funds included in the final modification are the result of select Missions/Posts transitioning formerly USAID-Peace Corps Feed the Future Agreement funds to the SPA Program to enable the continuation of food security activities. Additionally, it is expected that several Missions will be providing funds that align with the updated Foreign Assistance Framework. In some cases, this will require additional support—from creating new standard nomenclature in PCGO and Peace Corps' financial system and deploying comprehensive explanatory materials to Posts.

Updates and maintenance of Peace Corps' grants management system further enhance the management and data quality of the SPA program. FY 2017 will be the second year of full use of PCGO as the sole reporting platform. Increased familiarity with the system and its full functionality should result in more robust reporting. Updates to PCGO, planned in FY 2017, are expected to further reduce barriers to timely reporting. Specific updates and streamlining of the Foreign Assistance Framework indicators within PCGO used for SPA reporting should also contribute to enhanced reporting.

As the SPA IV Agreement comes to a close, Peace Corps/Washington staff will continue to find opportunities to reduce the overall pipeline on the SPA IV Agreement. First, Peace Corps/Washington staff will sustain high level financial management support for day-to-day execution of SPA budgets overseas. Answering questions quickly and resolving issues will be key to sustaining high-level operations. Additionally, while setting up the FY 2017 SPA budget, Peace Corps' OCFO conducted a comprehensive assessment of remaining funds on the Agreement to make as much funding available as possible. Low fund balances across the Agreement will necessitate more careful financial management than in previous years, but will help to reduce overall pipeline. Finally, Peace Corps/Washington will work with USAID/Washington to de-obligate funds from the Agreement which will not be spent. Most critical will be removing funds currently obligated to Jordan, and perhaps Azerbaijan, Kenya, and El Salvador.

As in previous years, Peace Corps/Washington is hopeful in regards to in-person training workshop opportunities. In FY 2016, Peace Corps/Washington concluded a three-year pilot of rotating regional training workshops for all Small Grants Coordinators. Thus, FY 2017 would represent the first year beyond that pilot and would likely be for Peace Corps' Inter-American and Pacific Region. Peace Corps/Washington grants staff are planning a presentation early in FY 2017 to the agency's leadership in hopes of institutionalizing training workshop funding; however, the results of this discussion remain unknown and are especially difficult to predict, given the transition to a new administration.

FY 2017 highlights will also include:

- New SPA Program in Myanmar
- SPA IV Agreement Extension
- SPA IV Modification 10 Approval
- SPA IV Global Evaluation

Appendices

APPENDIX 1: PEACE CORPS COUNTRIES PARTICIPATING IN THE SPA PROGRAM

APPENDIX 2: USAID MISSIONS PARTICIPATING IN THE SPA PROGRAM

APPENDIX 3: SPA PROGRAM ELEMENT INDICATORS

APPENDIX 4: SPA FY 2015 FINANCIAL REPORT

APPENDIX 5: EMA SMALL GRANTS COORDINATORS WORKSHOP 2016 SESSION RANKINGS

APPENDIX 6: EXAMPLES OF POSTS' FY16 END OF YEAR REPORTS

SENEGAL

KOSOVO

Appendix 1: Peace Corps Countries Participating in the SPA Program

Africa Bureau	Latin America and the Caribbean Bureau	Asia Bureau	Middle East Bureau	Europe and Eurasia Bureau
Benin Burkina Faso Ethiopia Ghana Guinea Liberia Madagascar Malawi Mozambique Rwanda Senegal South Africa Tanzania Uganda Zambia	Colombia Dominican Republic Eastern Caribbean: -Antigua & Barbuda -Dominica -Grenada -St. Kitts & Nevis -St. Lucia -St. Vincent El Salvador Guatemala Guyana Jamaica Mexico Nicaragua Peru	Cambodia Fiji Indonesia Kyrgyz Republic Micronesia: -FSM -Palau Mongolia Nepal Philippines Samoa Timor Leste Tonga Vanuatu	Jordan Morocco	Albania Armenia Georgia Kosovo Macedonia Moldova Ukraine
15 Countries	15 Countries	13 Countries	2 Countries	7 Countries

Appendix 2: USAID Missions Participating in the SPA Program

Africa Bureau	Latin America and the Caribbean Bureau	Asia Bureau	Middle East Bureau	Europe and Eurasia Bureau
Benin Burkina Faso Ethiopia Ghana Guinea Liberia Madagascar Malawi Mozambique Rwanda Sahel Regional Senegal South Africa Tanzania Uganda Zambia	Colombia Dominican Republic Eastern & Southern Caribbean El Salvador Guatemala Jamaica Mexico Nicaragua Peru	Cambodia Indonesia Kyrgyz Republic Mongolia Nepal Pacific Islands Regional Philippines Timor Leste	Jordan Morocco	Albania Armenia Georgia Kosovo Macedonia Moldova Ukraine
16 Missions	9 Missions	8 Missions	2 Missions	7 Missions

Appendix 3: SPA Program Element Indicators

2.2.3, Local Government and Decentralization

Metric	Female(s) 14 and below	Female(s) 15-24	Female(s) 25 and above	Male(s) 14 and below	Male(s) 15-24	Male(s) 25 and above	Total
# of individuals who received training or assistance to strengthen local government and/or decentralization efforts	0	0	20	0	0	23	43
# of community based organizations (CBOs) or governmental entities that received assistance to strengthen local government and/or decentralization efforts	Community Based Organizations (CBOs)						20
	20						
	Government Entities						
	0						

2.2.4, Anti-Corruption

Metric	Female(s) 14 and below	Female(s) 15-24	Female(s) 25 and above	Male(s) 14 and below	Male(s) 15-24	Male(s) 25 and above	Total
# of individuals trained/educated in civic education and leadership capacity	108	73	30	62	54	7	334
# of individuals who received US government-assisted training in management skills and/or fiscal management	67	59	14	38	45	2	225
# of community based organizations (CBOs) or governmental entities that received assistance to strengthen management skills and/or fiscal management	Community Based Organizations (CBOs)						7
	7						
	Government Entities						
	0						

2.4.1, Civic Participation

Metric	Female(s) 14 and below	Female(s) 15-24	Female(s) 25 and above	Male(s) 14 and below	Male(s) 15-24	Male(s) 25 and above	Total
# of people trained/educated in organizational capacity and/or leadership	260	1583	2034	209	1158	1246	6490
# of people who have completed USG-assisted civic education programs	1018	1194	885	923	903	358	
# of civil society organizations using US government assistance to improve internal organizational capacity	Civil Society Organizations						
	435						435

3.1.3, Malaria

Metric	Female(s) 14 and below	Female(s) 15-24	Female(s) 25 and above	Male(s) 14 and below	Male(s) 15-24	Male(s) 25 and above	Total
# of community health workers trained in home based care	-	134	294	-	191	1896	2515
# of community health workers trained in Intermittent Presumptive Treatment for pregnant women (IPTp)	-	120	1713	-	122	207	2162
# of community health workers trained in malaria prevention Behavior Change Communication (BCC) messaging skills	-	253	3496	-	344	5736	9829
# of community health workers trained in Rapid Diagnostic Test (RDT) use	-	168	332	-	260	540	1300
# of people receiving malaria prevention Behavior Change Communication (BCC) messaging regarding early treatment	69134	78138	128579	54278	78150	116810	525089
# of people receiving malaria prevention Behavior Change Communication (BCC) messaging regarding Indoor Residual Spraying (IRS)	66310	75619	121815	51751	7559	111833	502918
# of people receiving malaria prevention Behavior Change Communication (BCC) messaging regarding Intermittent Presumptive Treatment for pregnant women (IPTp)	66908	76497	123593	52081	75753	112500	507332
# of people receiving malaria prevention Behavior Change Communication (BCC) messaging regarding net usage	71672	85259	137221	56720	85130	127987	563989
# of Long Lasting Insecticide-Treated Nets (LLITNs) distributed	Nets						
	8083						8083

3.1.6, Maternal and Child Health

Metric	Female(s) 5 and below	Female(s) 6-14	Female(s) 14 and below	Female(s) 15-24	Female(s) 25 and above	Male(s) 5 and below	Male(s) 6-14	Male(s) 14 and below	Male(s) 15-24	Male(s) 25 and above	Total
# of children reached by US government-supported nutrition programs	5106	3077	-	-	-	6158	1575	-	-	-	15917
# of individuals trained in child health and nutrition through US government-supported health area programs	-	-	1	1769	4801	-	-	0	1575	1974	10120
# of individuals trained in maternal or newborn health through USG supported programs	-	-	1	823	3142	-	-	0	325	853	5155

3.1.7, Family Planning and Reproductive Health

Metric	Female(s) 14 and below	Female(s) 15-24	Female(s) 25 and above	Male(s) 14 and below	Male(s) 15-24	Male(s) 25 and above	Total
# of individuals that have seen or heard a specific USG-supported family planning/reproductive health message	139	783	210	83	318	44	1577
# of people trained in family planning and reproductive health with USG funds	934	1174	165	679	729	35	3716
# of US government-assisted community health workers (CHWs) trained to provide family planning (FP) information and/or services during the year	-	16	70	-	18	40	144
# of local non-government organizations trained and providing quality family planning and reproductive health services	Local non-government organizations						
	7						7
# of new family planning approaches successfully introduced through USG supported programs.	Approaches						
	12						12

3.1.8, Water Supply and Sanitation

Metric	Female(s) 14 and below	Female(s) 15-24	Female(s) 25 and above	Male(s) 14 and below	Male(s) 15-24	Male(s) 25 and above	Total
# of people gaining access to an improved drinking water source	855	853	1098	875	1121	1012	5816
# of people gaining access to an improved sanitation facility	3635	3759	4789	3434	3216	4554	23387

3.1.9 Nutrition

[illegible]

3.2.1 Basic Education

Metric	Female(s) 14 and below	Female(s) 15-24	Female(s) 25 and above	Male(s) 14 and below	Male(s) 15-24	Male(s) 25 and above	Total
# of education administrators and officials trained with US government support	-	22	117	-	14	197	350
# of learners at the primary level receiving US government-supported training other than literacy interventions	2208	419	12	2185	321	42	5187
# of learners enrolled in USG-supported primary schools or equivalent non-school-based settings	1782	310	4	1817	322	0	4235
# of learners enrolled in USG-supported secondary schools or equivalent non-school-based settings	1589	1523	38	1566	1367	53	6136
# of learners receiving literacy interventions at the primary level	5885	1706	452	5660	1427	511	15641
# of teachers/educators who received training with US government support	-	708	669	-	616	642	2672
# of classrooms built or repaired with US government assistance	Classrooms						
	51						51
# of PTAs or similar school governance structures supported	Parents Teacher Associations (PTAs)						
	115						115
# of schools using Information and Communication Technology due to US government support	Schools						
	120						120
# of textbooks and other teaching and learning materials (TLM) provided with US government assistance	Textbooks						
	18431						18431

3.3.2 Social Services

Metric	Female(s) 14 and below	Female(s) 15-24	Female(s) 25 and above	Male(s) 14 and below	Male(s) 15-24	Male(s) 25 and above	Total
# of service providers trained who serve vulnerable persons	-	41	106	-	41	84	272
# of vulnerable individuals benefitting from US government-supported social services	535	239	151	968	214	99	2206
# of US government assisted organizations and/or service delivery systems strengthened who serve vulnerable populations	Organizations						40
	14						
	Service Delivery Systems						
	26						

4.5.1 Agriculture Enabling Environment

Metric	Female(s) 14 and below	Female(s) 15-24	Female(s) 25 and above	Male(s) 14 and below	Male(s) 15-24	Male(s) 25 and above	Total
# of farmers (men and women) and others who have applied new technologies or management practices as a result of US government assistance	0	0	0	0	0	0	0
# of individuals who have received USG supported short term agricultural sector productivity or food security training	290	653	15	240	528	47	1773
# of hectares under improved technologies or management practices as a result of USG assistance	Hectares						
	0						0
# of food security private enterprises, producers organizations, water users associations, women's groups, trade and business associations, and community-based organizations receiving USG assistance	Community Based Organizations (CBOs)	Producers Organizations	Trade and Business Associations		Water Users Associations	Women's Groups	
	0	0	0		0	0	0

4.5.2 Agricultural Sector Productivity

Metric	Female(s) 14 and below	Female(s) 15-24	Female(s) 25 and above	Male(s) 14 and below	Male(s) 15-24	Male(s) 25 and above	Total
# of farmers and others who have applied new technologies or management practices as a result of US government assistance	147	330	1897	230	380	1160	4144
# of individuals who have received USG supported short term agricultural sector productivity or food security training	667	1351	2037	875	1454	1454	7838
# of hectares under improved technologies or management practices as a result of USG assistance	Hectares						
	4394						4394
# of private enterprises, producers organizations, water users associations, women's groups, trade and business associations, and community-based organizations that applied new technologies or management practices as a result of USG assistance	Community Based Organization s (CBO)	Private Enterprises	Producers organizations	Trade and Business Associations	Water Users Associatio ns	Women's Groups	
	54	91	6	24	18	42	235

4.6.3 Workforce Development

Metric	Female(s) 14 and below	Female(s) 15-24	Female(s) 25 and above	Male(s) 14 and below	Male(s) 15-24	Male(s) 25 and above	Total
# of individuals who received training or assistance in workforce development	84	9226	194	101	7880	70	17555
# of workforce development initiatives completed as a result of USG participation in public-private partnerships	Initiatives						
	11						11

4.8.1 Natural Resources and Biodiversity

Metric	Female(s) 14 and below	Female(s) 15-24	Female(s) 25 and above	Male(s) 14 and below	Male(s) 15-24	Male(s) 25 and above	Total
# of people trained in natural resources management and/or biodiversity conservation as a result of USG assistance	120	181	548	110	143	752	1854
# of people with increased economic benefits derived from sustainable natural resource management and conservation as a result of US government assistance	315	341	888	315	345	927	3131
# of hectares of biological significance and/or natural resources under improved natural resource management as a result of US government assistance	Hectares						
	53430						53430

4.8.2 Clean Productive Environment

Metric	Female(s) 14 and below	Female(s) 15-24	Female(s) 25 and above	Male(s) 14 and below	Male(s) 15-24	Male(s) 25 and above	Total
# of people with increased capacity to adapt to the impacts of climate variability and change as a result of US government assistance	-	3168	2335	-	3007	2483	10993
# of institutions with improved capacity to address climate change issues as a result of US government assistance	Institutions						
	294						294

5.2.1 Capacity Building, Preparedness and Planning

Metric	Female(s) 14 and below	Female(s) 15-24	Female(s) 25 and above	Male(s) 14 and below	Male(s) 15-24	Male(s) 25 and above	Total
# of people trained in disaster preparedness as a result of US government assistance	0	4	0	0	26	5	35
# of hazard risk reduction plans, policies, strategies, systems, or curricula developed	Risk Reduction Plans		Policies	Strategies	Curricula	Systems	
	1		0	0	0	1	

6.1.1 Cross Cutting

Metric	Female(s) 15-24		Female(s) 25 and above		Male(s) 15-24		Male(s) 25 and above		Total
# of service providers benefitting/using	228		349		199		218		994
# of youth participating (ages 15-25)	1807		-		1719		-		3526
# of new services provided	Services								
	59								
# of community groups benefitting	Community groups								
	124								
# of grants and size of grants to community organizations	\$500 and below		\$500-\$1000		\$1,000-\$5,000		\$5,000-\$7,000		\$7,000-\$10,000
	6	4	22		3		1		36

Appendix 4: SPA FY 2016 Financial Report

FY 2016 Spending by Program Element*

Foreign Assistance Framework Program Area	Program Element	SPA Funding: Community Grants	SPA Funding: Program Support	SPA Funding: Training Activity	SPA Funding: Sub-Total	Community Contribution: Small Grants	Post Contribution: Trainings & Program Support	Third Party Contribution**	Total Funding Leveraged
Peace & Security		\$ 5,345	\$ -	\$ -	\$ 5,345	\$ 2,542	\$ -	\$ -	\$ 7,887
Transnational Crime	1.5.3	\$ 5,345	\$ -	\$ -	\$ 5,345	\$ 2,542	\$ -	\$ -	\$ 7,887
Governing Justly & Democratically		\$ 413,367	\$ 28,277	\$ 175,555	\$ 617,198	\$ 224,961	\$ 28,270	\$ 4,527	\$ 874,956
Good Governance	2.2.3	\$ -	\$ 910	\$ 11,472	\$ 12,382	\$ -	\$ -	\$ -	\$ 12,382
	2.2.4	\$ 2,395	\$ 314	\$ -	\$ 2,709	\$ 2,136	\$ 742	\$ -	\$ 5,587
	2.4.1	\$ 410,972	\$ 27,053	\$ 164,082	\$ 602,107	\$ 222,825	\$ 27,528	\$ 4,527	\$ 856,987
Investing in People		\$ 641,338	\$ 33,111	\$ 177,422	\$ 851,871	\$ 420,950	\$ 57,997	\$ 17,700	\$1,348,517
Health	3.1.3	\$ 78,211	\$ 23,210	\$ 46,441	\$ 147,862	\$ 56,599	\$ 12,190	\$ 8,667	\$ 225,318
	3.1.6	\$ 88,219	\$ 7,032	\$ 24,828	\$ 120,079	\$ 54,538	\$ 6,482	\$ 2,784	\$ 183,884
	3.1.7	\$ 31,196	\$ -	\$ -	\$ 31,196	\$ 9,509	\$ -	\$ 222	\$ 40,926
	3.1.8	\$ 115,035	\$ -	\$ 3,792	\$ 118,827	\$ 56,114	\$ 445	\$ -	\$ 175,386
	3.1.9	\$ 21,249	\$ -	\$ -	\$ 21,249	\$ 10,895	\$ -	\$ -	\$ 32,144
Education	3.2.1	\$ 261,336	\$ 252	\$ 102,361	\$ 363,949	\$ 201,078	\$ 32,560	\$ 5,514	\$ 603,101
Social Services	3.3.2	\$ 46,091	\$ 2,617	\$ -	\$ 48,708	\$ 32,217	\$ 6,320	\$ 514	\$ 87,758
Economic Growth		\$ 648,974	\$ 43,950	\$ 231,024	\$ 923,948	\$ 420,546	\$ 135,219	\$ 29,458	\$1,509,171
Agriculture	4.5.1	\$ 17,101	\$ -	\$ -	\$ 17,101	\$ 7,027	\$ -	\$ -	\$ 24,127
	4.5.2	\$ 190,693	\$ 16,760	\$ 51,955	\$ 259,408	\$ 125,384	\$ 22,593	\$ 377	\$ 407,762
Private Sector	4.6.1		\$ 910	\$ -	\$ 910	\$ -	\$ -	\$ -	\$ 910
	4.6.3	\$ 56,783	\$ 392	\$ 51,385	\$ 108,560	\$ 25,913	\$ 3,186	\$ 1,517	\$ 139,177
Environment	4.8.1	\$ 39,864	\$ -	\$ 22,840	\$ 62,704	\$ 20,576	\$ 668	\$ 1,330	\$ 85,278
	4.8.2	\$ 344,533	\$ 25,888	\$ 104,843	\$ 475,265	\$ 241,645	\$ 108,772	\$ 26,235	\$ 851,917
Humanitarian Assistance		\$ 9,948	\$ -	\$ -	\$ 9,948	\$ 8,424	\$ -	\$ -	\$ 18,371
Disaster Readiness	5.2.1	\$ 9,948	\$ -	\$ -	\$ 9,948	\$ 8,424	\$ -	\$ -	\$ 18,371
Cross-cutting		\$ 86,644	\$ 1,011	\$ 8,206	\$ 95,860	\$ 44,103	\$ 1,610	\$ 570	\$ 142,144
Cross-cutting	6.1.1	\$ 86,644	\$ 1,011	\$ 8,206	\$ 95,860	\$ 44,103	\$ 1,610	\$ 570	\$ 142,144
Grand Totals		\$1,805,616	\$ 106,348	\$ 592,207	\$2,504,170	\$ 1,121,525	\$ 223,096	\$ 52,254	\$3,901,046

*SPA funding amounts shown in "FY 2016 Spending by Program Element" above and "FY2016 SPA Spending by USAID Geographic Bureau" on the following page are drawn from liquidations and obligations in only the Peace Corps' FY16 Budget. These amounts do not reflect total liquidations billed to USAID.

**Third Party Contributions include \$8,605 in Local Organization Contributions to SPA Funded Trainings

FY2016 SPA Spending by USAID Geographic Bureau

Region Program Element	Small Grants	Program Support	Training Activities	Grand Total
Africa	\$ 624,253	\$ 43,724	\$ 120,056	\$ 788,034
3.1.3, Malaria	\$ 78,211	\$ 23,210	\$ 46,441	\$ 147,862
3.1.6, Maternal and Child Health	\$ 60,821	\$ 5,549	\$ 10,356	\$ 76,726
3.1.7, Family Planning & Reproductive Health	\$ 22,283	\$ -		\$ 22,283
3.1.8, Water and Sanitation	\$ 115,035	\$ -	\$ 3,792	\$ 118,827
3.1.9, Nutrition	\$ 21,249	\$ -		\$ 21,249
3.2.1, Basic Education	\$ 168,541	\$ -	\$ 7,512	\$ 176,053
4.5.1, Agriculture Enabling Environment	\$ 11,632	\$ -		\$ 11,632
4.5.2, Agricultural Sector Capacity	\$ 146,482	\$ 14,965	\$ 51,955	\$ 213,402
Asia	\$ 421,681	\$ 4,394	\$ 95,787	\$ 521,862
1.5.3, Trafficking-in-Persons & Migrant Smuggling	\$ 5,345	\$ -	\$ -	\$ 5,345
2.2.4, Anti-Corruption Reforms	\$ 2,395	\$ 314	\$ -	\$ 2,709
3.1.6, Maternal and Child Health	\$ 17,951	\$ -	\$ -	\$ 17,951
3.1.7, Family Planning and Reproductive Health	\$ 8,914	\$ -	\$ -	\$ 8,914
3.2.1, Basic Education	\$ 8,564	\$ -	\$ -	\$ 8,564
4.5.1, Agriculture Enabling Environment	\$ 5,469	\$ -	\$ -	\$ 5,469
4.5.2, Agricultural Sector Capacity	\$ 44,211	\$ 1,794	\$ -	\$ 46,006
4.6.1, Business Enabling Environment	\$ -	\$ 910	\$ -	\$ 910
4.8.1, Natural Resources and Biodiversity	\$ 4,933	\$ -	\$ 22,840	\$ 27,773
4.8.2, Clean Productive Environment	\$ 262,937	\$ 365	\$ 72,946	\$ 336,249
5.2.1, Capacity Building, Preparedness & Planning	\$ 9,948	\$ -	\$ -	\$ 9,948
6.1.1, Cross Cutting	\$ 51,014	\$ 1,011	\$ -	\$ 52,025
Europe & Eurasia	\$ 439,479	\$ 27,053	\$ 143,705	\$ 610,237
2.4.1, Civic Participation	\$ 403,850	\$ 27,053	\$ 143,705	\$ 574,607
6.1.1, Cross Cutting	\$ 35,629	\$ -	\$ -	\$ 35,629
Latin America	\$ 313,080	\$ 31,177	\$ 178,211	\$ 522,468
2.2.3, Local Government and Decentralization	\$ -	\$ 910	\$ 11,472	\$ 12,382
3.1.6, Maternal and Child Health	\$ 9,448	\$ 1,483	\$ 14,472	\$ 25,403
3.2.1, Basic Education	\$ 84,231	\$ 252	\$ 76,211	\$ 160,694
3.3.2, Social Services	\$ 46,091	\$ 2,617	\$ -	\$ 48,708
4.6.3, Workforce Development	\$ 56,783	\$ 392	\$ 35,953	\$ 93,129
4.8.1, Natural Resources and Biodiversity	\$ 34,931	\$ -	\$ -	\$ 34,931
4.8.2, Clean Productive Environment	\$ 81,596	\$ 25,523	\$ 31,897	\$ 139,016
6.1.1, Cross Cutting	\$ -	\$ -	\$ 8,206	\$ 8,206
Middle East	\$ 7,122	\$ -	\$ 54,448	\$ 61,570
2.4.1, Civic Participation	\$ 7,122	\$ -	\$ 20,378	\$ 27,500
3.2.1, Basic Education	\$ -	\$ -	\$ 18,638	\$ 18,638
4.6.3, Workforce Development	\$ -	\$ -	\$ 15,432	\$ 15,432
Grand Total	\$ 1,805,616	\$ 106,348	\$ 592,207	\$ 2,504,170

Appendix 5: EMA Small Grants Coordinators Workshop 2016 Session Rankings

Summary of Daily Workshop Assessments				
Day	Average Score ⁴⁰	Response Rate %	Session Title	Number of Participants
Day 1	4.85	100.00	Welcome and Logistics	All, 21 participants
	4.60	100.00	Peace Corps' Small Grants Introduction: Laying the Foundation	All, 21 participants
	4.55	95.24	Grant Lifecycle and Roles and Responsibilities	All, 21 participants
	4.48	100.00	PCPP & LGL	All, 21 participants
	4.39	90.48	IG: Things to Look Out for	All, 21 participants
	4.58	90.48	Learning Mixer	All, 21 participants
Day 2	5.00	100.00	Policies & Procedures Jeopardy	All, 21 participants
	4.76	100.00	PCGO 1: Volunteer Support	All, 21 participants
	4.55	95.24	Small Grant Assessment: Narratives	All, 21 participants
	4.75	85.71	SPA Overview	Concurrent session for SPA posts only (excluding those advanced in SPA Program), 14 participants
	4.00	100.00	Donation Focus Group	Concurrent session for non-SPA posts (plus those advanced in SPA Program, 7 participants
Day 3	4.95	95.24	PCGO 2: Finding Information	All, 21 participants
	4.89	85.71	Small Grant Assessment: Beyond Narratives	All, 21 participants
	4.75	100.00	Managing SPA Funds	Concurrent session for SPA posts only, 16 participants
	4.75	80.00	Youth & Camps Guidance	Concurrent session for non-SPA posts only, 5 participants
	5.00	80.00	LGL	Concurrent session for non-SPA posts only, 5 participants
Day 4	4.95	90.48	PCGO: Reporting	All, 21 participants
	4.93	93.75	SPA Planning	Concurrent session for SPA posts only, 16 participants
	5.00	100.00	Post Social Media Tools	Concurrent session for non-SPA posts only, 5 participants
	4.80	100.00	Grant Application Workshop	Concurrent session for non-SPA posts only, 5 participants
	4.85	100.00	MRE 1: M&E Basics	All (excluding those with advanced M&E skills), 13 participants
Day 5	4.53	90.48	MRE 2: Project Design and Logic Models	All, 21 participants
	4.80	100.00	Setting Up Your PCGO Dashboard	Optional concurrent session, 15 participants
	4.25	100.00	Storytelling	Optional concurrent session, 4 participants
	4.50	72.73	Coaching PCVs	Optional concurrent session, 11 participants
	4.63	88.89	Writing Compelling SPA Reports	Optional concurrent session, 9 participants
	4.83	85.71	Leveraging Grant Resources in Zomba	All, 21 participants
	4.53	71.43	Feedback to HQ & Report Out	All, 21 participants
	4.6944	Average		

⁴⁰ 1= Least Effective; 5= Most Effective

Appendix 6: Examples of Posts' FY16 End of Year Reports

SENEGAL

KOSOVO