



governmentattic.org

"Rummaging in the government's attic"

Description of document: National Oceanic and Atmospheric Administration
(NOAA) Website Statistics for the National Hurricane
Center website 2018-2022

Requested date: 13-October-2022

Release date: 16-November-2022

Posted date: 09-January-2023

Source of document: Freedom of Information Request
National Oceanic and Atmospheric Administration
Public Reference Facility (SOU1000)
1315 East-West Highway (SSMC3)
Room 9719
Silver Spring, Maryland 20910
[FOIAonline](#)

The governmentattic.org web site ("the site") is a First Amendment free speech web site and is noncommercial and free to the public. The site and materials made available on the site, such as this file, are for reference only. The governmentattic.org web site and its principals have made every effort to make this information as complete and as accurate as possible, however, there may be mistakes and omissions, both typographical and in content. The governmentattic.org web site and its principals shall have neither liability nor responsibility to any person or entity with respect to any loss or damage caused, or alleged to have been caused, directly or indirectly, by the information provided on the governmentattic.org web site or in this file. The public records published on the site were obtained from government agencies using proper legal channels. Each document is identified as to the source. Any concerns about the contents of the site should be directed to the agency originating the document in question. GovernmentAttic.org is not responsible for the contents of documents published on the website.



U.S. DEPARTMENT OF COMMERCE
National Oceanic and Atmospheric
Administration
NATIONAL WEATHER SERVICE
1325 East-West Highway
Silver Spring, Maryland 20910-3283

November 16, 2022

Re: FOIA Request DOC-NOAA-2023-000115

This letter is in response to your Freedom of Information Act (FOIA) request, received by our office on October 13, 2022, in which you requested:

"A copy of available statistics on the level of use of the nhc.noaa.gov website (National Hurricane Center) including webstats, charts, etc. during the last year or two. By this I mean the charts showing how use of the nhc.noaa.gov website changed over time during the last year or two, and how use of that site fluctuates over time."

We have located three documents responsive to your request. You are granted full access to those records, and a copy is enclosed. Your request is now complete.

You have the right to file an administrative appeal if you are not satisfied with our response to your FOIA request. All appeals should include a statement of the reasons why you believe the FOIA response was not satisfactory. An appeal based on documents in this release must be received within 90 calendar days of the date of this response letter at the following address:

Assistant General Counsel for Employment, Litigation, and Information
U.S. Department of Commerce Room 5896
1401 Constitution Ave. NW
Washington, DC 20230

An appeal may also be sent by email to FOIAAppeals@doc.gov or by FOIAonline at <https://foiaonline.gov>. For your appeal to be complete, it must include the following items:

- A copy of the original request,
- Our response to your request,
- A statement explaining why the withheld records should be made available, and why the denial of the records was in error.
- "Freedom of Information Act Appeal" must appear on your appeal letter. It should also be written on your envelope, email subject line, or your fax cover sheet.



FOIA appeals posted to the email box, FOIAonline, or Office after normal business hours will be deemed received on the next business day. If the 90th calendar day for submitting an appeal falls on a Saturday, Sunday or legal public holiday, an appeal received by 5:00 p.m., Eastern Time, the next business day will be deemed timely.

FOIA grants requesters the right to challenge an agency's final action in federal court. Before doing so, an adjudication of an administrative appeal is ordinarily required.

The Office of Government Information Services (OGIS), an office created within the National Archives and Records Administration, offers free mediation services to FOIA requesters. They may be contacted in any of the following ways:

Office of Government Information Services
National Archives and Records Administration
8601 Adelphi Road - Room 2510
College Park, MD 20740-6001

Email: ogis@nara.gov / Phone: 301-837-1996 / Toll-free: 1-877-684-6448 / Fax: 301-837-0348.

If you have questions regarding this correspondence, please contact the NWS FOIA Liaison, Eugenio DaSilva, at eugenio.dasilva@noaa.gov, or by phone at (301) 427-9026, or the NOAA FOIA Public Liaison, Ed Kearns, at (828) 273-1998. Please refer to your FOIA request tracking number **DOC-NOAA-2023-000115** when contacting us.

Sincerely,

LOVE.LISA.PITTMAN.1522833203
MAN.1522833203

Digitally signed by
LOVE.LISA.PITTMAN.1522833203
Date: 2022.11.16 08:13:32 -05'00'

Lisa P. Love
Director, Management and Organization Division
Office of the Chief Financial Officer/
Chief Administrative Officer

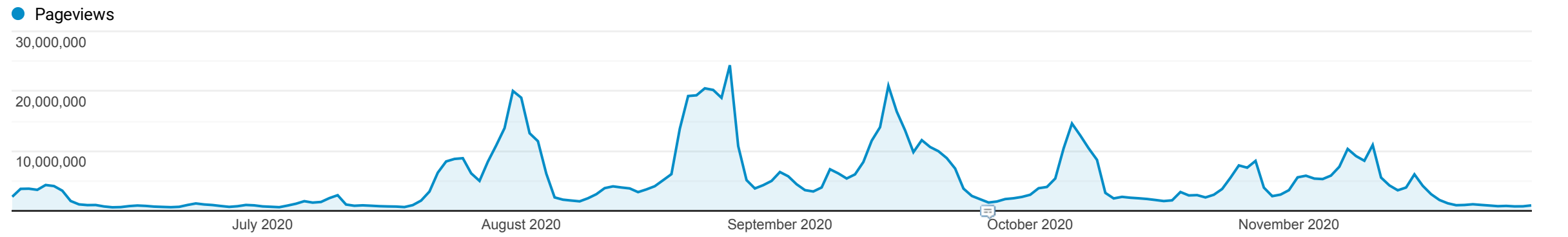
Pages

All Users

100.00% Pageviews

Jun 1, 2020 - Nov 30, 2020

Explorer



This data was filtered with the following filter expression: **nhc.noaa.gov**

Page		Pageviews	Unique Pageviews	Avg. Time on Page	Entrances	Bounce Rate	% Exit	Page Value
		902,683,654 % of Total: 32.78% (2,753,968,575)	664,551,170 % of Total: 40.73% (1,631,738,471)	00:00:58 Avg for View: 00:02:06 (-53.84%)	287,525,864 % of Total: 29.86% (962,767,721)	43.50% Avg for View: 55.44% (-21.54%)	31.85% Avg for View: 34.96% (-8.89%)	\$0.00 % of Total: 0.00% (\$0.00)
1. nhc.noaa.gov/		299,758,984 (33.21%)	202,952,190 (30.54%)	00:00:58	193,772,328 (67.39%)	39.39%	35.93%	\$0.00 (0.00%)
2. nhc.noaa.gov/gtwo.php?basin=atlc&fdays=2		72,234,907 (8.00%)	51,346,213 (7.73%)	00:00:53	10,292,491 (3.58%)	45.46%	32.47%	\$0.00 (0.00%)
3. nhc.noaa.gov/gtwo.php?basin=atlc&fdays=5		41,021,584 (4.54%)	30,084,765 (4.53%)	00:01:18	8,335,877 (2.90%)	50.85%	42.17%	\$0.00 (0.00%)
4. nhc.noaa.gov/graphics_at4.shtml?start=		27,246,758 (3.02%)	20,162,640 (3.03%)	00:00:35	1,729,767 (0.60%)	44.55%	17.74%	\$0.00 (0.00%)
5. nhc.noaa.gov/?atlc		24,025,188 (2.66%)	18,259,198 (2.75%)	00:01:53	14,099,341 (4.90%)	74.24%	57.64%	\$0.00 (0.00%)
6. nhc.noaa.gov/graphics_at3.shtml?start=		23,137,190 (2.56%)	17,576,173 (2.64%)	00:00:37	1,522,335 (0.53%)	44.74%	20.24%	\$0.00 (0.00%)
7. nhc.noaa.gov/?epac		15,987,710 (1.77%)	11,784,478 (1.77%)	00:00:31	2,807,242 (0.98%)	57.12%	20.87%	\$0.00 (0.00%)
8. nhc.noaa.gov/cyclones/		14,077,003 (1.56%)	8,205,715 (1.23%)	00:00:34	4,898,437 (1.70%)	25.74%	21.48%	\$0.00 (0.00%)
9. nhc.noaa.gov/satellite.php		13,890,771 (1.54%)	6,027,676 (0.91%)	00:01:24	2,242,432 (0.78%)	12.32%	30.00%	\$0.00 (0.00%)
10. nhc.noaa.gov/graphics_at1.shtml?start=		13,665,943 (1.51%)	10,820,594 (1.63%)	00:00:37	841,375 (0.29%)	49.11%	23.35%	\$0.00 (0.00%)

Rows 1 - 10 of 145740

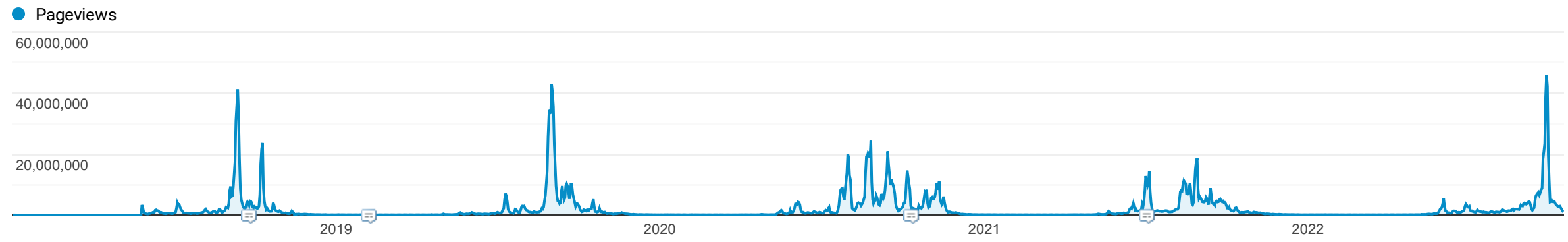
Pages

All Users

100.00% Pageviews

Jan 1, 2018 - Oct 16, 2022

Explorer



⌵ This data was filtered with the following filter expression: **nhc.noaa.gov**

Page		Pageviews	Unique Pageviews	Avg. Time on Page	Entrances	Bounce Rate	% Exit	Page Value
		3,306,638,898 <div>% of Total: 14.76%(22,396,819,808)</div>	2,406,345,804 <div>% of Total: 19.63%(12,255,764,433)</div>	00:01:03 <div>Avg for View: 00:02:20(-54.76%)</div>	1,121,382,421 <div>% of Total: 14.54%(7,711,863,218)</div>	46.31% <div>Avg for View: 57.24%(-19.10%)</div>	33.93% <div>Avg for View: 34.43%(-1.46%)</div>	\$0.00 <div>% of Total: 0.00%(\$0.00)</div>
1. nhc.noaa.gov/		1,115,114,750 <div>(33.72%)</div>	776,392,582 <div>(32.26%)</div>	00:01:00	742,174,386 <div>(66.18%)</div>	42.17%	38.07%	\$0.00 <div>(0.00%)</div>
2. nhc.noaa.gov/gtwo.php?basin=atlc&fdays=2		225,433,880 <div>(6.82%)</div>	162,052,481 <div>(6.73%)</div>	00:00:56	33,414,378 <div>(2.98%)</div>	47.71%	34.44%	\$0.00 <div>(0.00%)</div>
3. nhc.noaa.gov/gtwo.php?basin=atlc&fdays=5		136,800,656 <div>(4.14%)</div>	101,383,951 <div>(4.21%)</div>	00:01:23	29,875,484 <div>(2.66%)</div>	54.64%	45.01%	\$0.00 <div>(0.00%)</div>
4. nhc.noaa.gov/gtwo.php		88,019,111 <div>(2.66%)</div>	65,606,170 <div>(2.73%)</div>	00:01:06	27,501,144 <div>(2.45%)</div>	53.87%	39.75%	\$0.00 <div>(0.00%)</div>
5. nhc.noaa.gov/?atlc		70,431,243 <div>(2.13%)</div>	55,207,379 <div>(2.29%)</div>	00:02:03	42,379,432 <div>(3.78%)</div>	77.57%	60.96%	\$0.00 <div>(0.00%)</div>
6. nhc.noaa.gov/graphics_at4.shtml?start=		62,498,705 <div>(1.89%)</div>	47,639,058 <div>(1.98%)</div>	00:00:45	8,124,959 <div>(0.72%)</div>	48.34%	23.63%	\$0.00 <div>(0.00%)</div>
7. nhc.noaa.gov/?epac		55,838,547 <div>(1.69%)</div>	41,805,161 <div>(1.74%)</div>	00:00:37	11,132,819 <div>(0.99%)</div>	62.73%	25.05%	\$0.00 <div>(0.00%)</div>
8. nhc.noaa.gov/satellite.php		52,225,161 <div>(1.58%)</div>	24,503,760 <div>(1.02%)</div>	00:01:28	9,658,678 <div>(0.86%)</div>	12.89%	33.22%	\$0.00 <div>(0.00%)</div>
9. nhc.noaa.gov/cyclones/		46,640,253 <div>(1.41%)</div>	28,348,926 <div>(1.18%)</div>	00:00:35	15,590,615 <div>(1.39%)</div>	29.54%	22.36%	\$0.00 <div>(0.00%)</div>
10. nhc.noaa.gov/graphics_at3.shtml?start=		39,086,692 <div>(1.18%)</div>	30,778,948 <div>(1.28%)</div>	00:00:39	2,694,418 <div>(0.24%)</div>	48.82%	23.99%	\$0.00 <div>(0.00%)</div>

Rows 1 - 10 of 572576

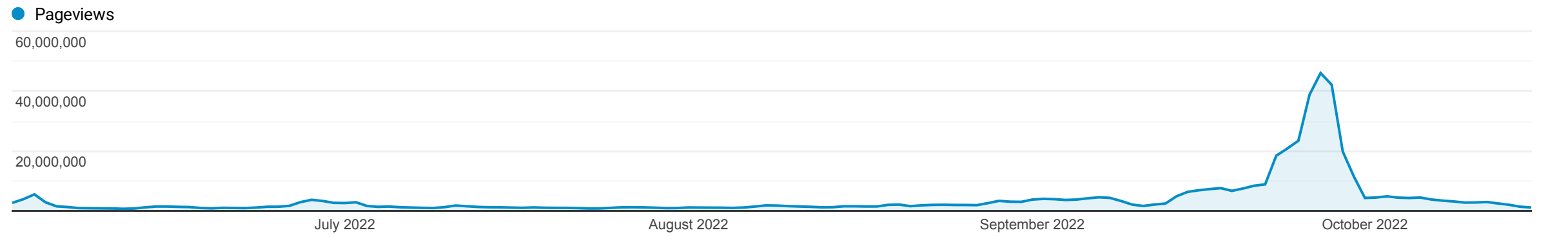
Pages

All Users

100.00% Pageviews

Jun 1, 2022 - Oct 16, 2022

Explorer



This data was filtered with the following filter expression: **nhc.noaa.gov**

Page		Pageviews	Unique Pageviews	Avg. Time on Page	Entrances	Bounce Rate	% Exit	Page Value
		514,041,014 % of Total: 20.84% (2,466,251,958)	407,406,221 % of Total: 32.95% (1,236,585,716)	00:01:08 Avg for View: 00:02:05 (-45.58%)	187,192,373 % of Total: 25.63% (730,371,177)	46.90% Avg for View: 54.58% (-14.07%)	36.56% Avg for View: 29.61% (23.45%)	\$0.00 % of Total: 0.00% (\$0.00)
1. nhc.noaa.gov/		150,111,341 (29.20%)	119,360,521 (29.30%)	00:00:57	113,533,745 (60.65%)	40.86%	38.74%	\$0.00 (0.00%)
2. nhc.noaa.gov/gtwo.php?basin=atlc&fdays=2		39,194,804 (7.62%)	29,988,679 (7.36%)	00:01:03	5,826,649 (3.11%)	48.60%	40.24%	\$0.00 (0.00%)
3. nhc.noaa.gov/gtwo.php?basin=atlc&fdays=5		29,609,083 (5.76%)	22,584,521 (5.54%)	00:01:32	7,067,559 (3.78%)	56.03%	50.82%	\$0.00 (0.00%)
4. nhc.noaa.gov/graphics_at4.shtml?start=		22,893,502 (4.45%)	17,856,864 (4.38%)	00:01:03	5,070,058 (2.71%)	47.19%	30.42%	\$0.00 (0.00%)
5. nhc.noaa.gov/?atlc		14,213,407 (2.77%)	11,500,288 (2.82%)	00:02:03	8,480,796 (4.53%)	77.22%	61.16%	\$0.00 (0.00%)
6. nhc.noaa.gov/?epac		13,172,623 (2.56%)	10,490,252 (2.57%)	00:00:36	2,883,728 (1.54%)	62.86%	26.42%	\$0.00 (0.00%)
7. nhc.noaa.gov/graphics_at2.shtml?start=		7,957,361 (1.55%)	6,499,331 (1.60%)	00:00:46	569,776 (0.30%)	48.95%	29.23%	\$0.00 (0.00%)
8. nhc.noaa.gov/gtwo.php		7,644,863 (1.49%)	6,249,343 (1.53%)	00:01:28	4,871,265 (2.60%)	57.77%	54.43%	\$0.00 (0.00%)
9. nhc.noaa.gov/gtwo.php?basin=epac&fdays=2		6,014,318 (1.17%)	4,602,521 (1.13%)	00:00:35	585,647 (0.31%)	38.37%	24.51%	\$0.00 (0.00%)
10. nhc.noaa.gov/satellite.php		5,907,468 (1.15%)	3,784,977 (0.93%)	00:02:23	1,494,306 (0.80%)	12.28%	45.26%	\$0.00 (0.00%)

Rows 1 - 10 of 103497

